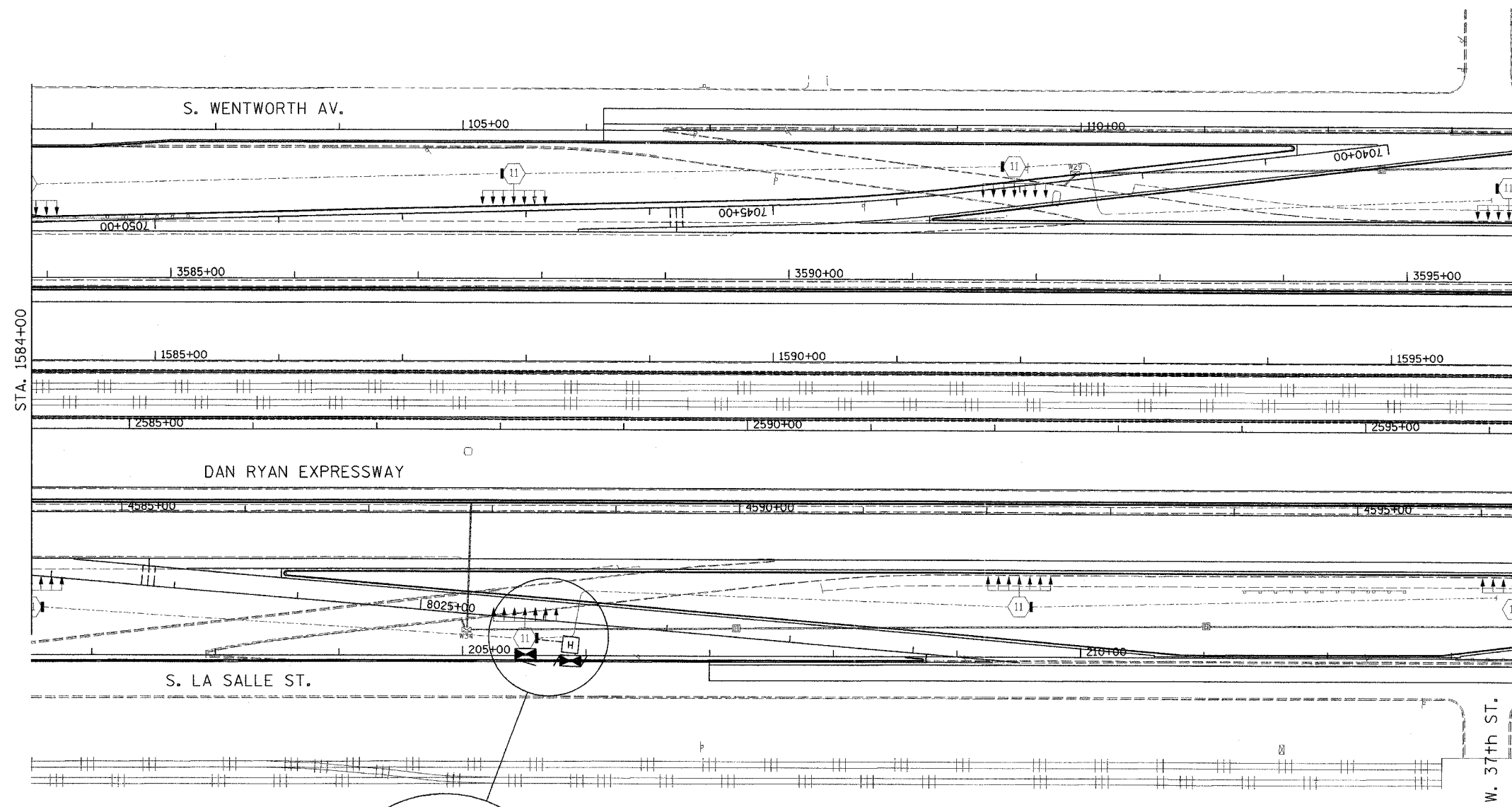


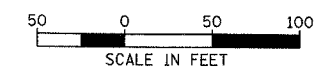
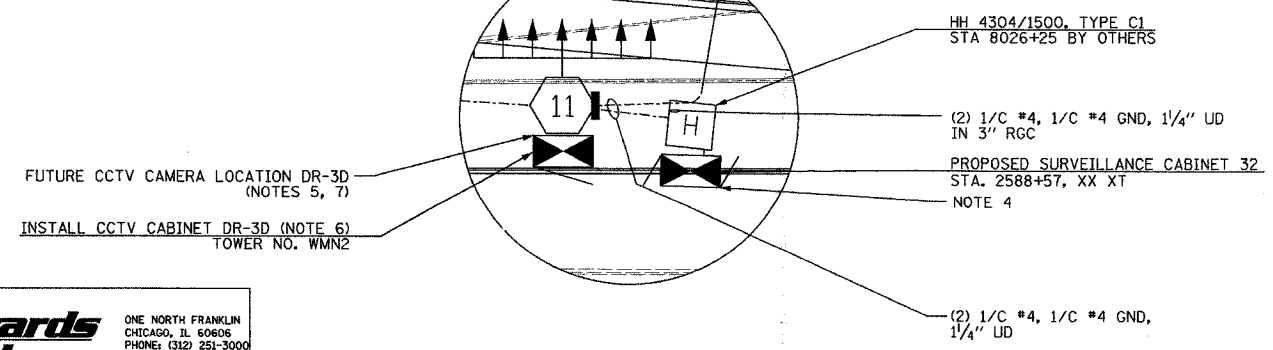
SECTION	COUNTY	TOTAL SHEETS	SHEET NO.
2003-0311	COOK	976	700
STA. 1584+00 TO STA. 1596+00			
FED. ROAD DIST. NO.	ILLINOIS	FED. AID PROJECT	
62583			



- NOTES:
1. SEE DRAWINGS ME-01 AND ME-02 FOR ELECTRICAL SYMBOLS AND ABBREVIATIONS.
 2. UNLESS OTHERWISE STATED, ALL NOTED CABLE AND CONDUIT TO BE FURNISHED AND INSTALLED UNDER THIS CONTRACT.
 3. THIS SHEET ONLY DEPICTS INSTALLATION OF CLOSED CIRCUIT TELEVISION ELEMENTS. SEE LIGHTING PLANS FOR LIGHTING ELEMENT INSTALLATION.
 4. CONTRACTOR SHALL CONNECT CAMERA POWER FEED TO TERMINAL BLOCK TWO IN IDOT CONTROLLER CABINET 32 AS SHOWN ON DRAWING DT-36.
 5. SEE DRAWING COMM-43 FOR CCTV COMMUNICATIONS SYSTEM CONDUIT AND CABLE LAYOUT.
 6. SEE DRAWING DT-17 FOR CCTV CABINET MOUNTING DETAILS ON A HIGH-MAST LIGHT TOWER.
 7. CONTRACTOR SHALL COIL A MINIMUM OF 20 FEET OF 120-VOLT POWER CABLE AT THE BASE OF THE LIGHT TOWER FOR FUTURE CCTV CAMERA.

MATCHLINE STA. 1596+00
SEE SHEET CCTV-29

W. 37th ST.



CCTV-28

REVISIONS	
NAME	DATE

ILLINOIS DEPARTMENT OF TRANSPORTATION
 F.A.I. 94/90 (DAN RYAN EXPRESSWAY)
 31st STREET to I-57
 CLOSED CIRCUIT TELEVISION
 SITE LAYOUT
 CAMERA DR-3D
 SCALE: 1"=50'
 DATE: October 29, 2004
 DRAWN BY: DHI
 CHECKED BY: MJL

Edwards AND Kelcey
 ONE NORTH FRANKLIN
 CHICAGO, IL 60608
 PHONE: (312) 251-3000
 FAX: (312) 251-3015
 WEB: WWW.EKCORP.COM

09/23/04 09:23:35 AM