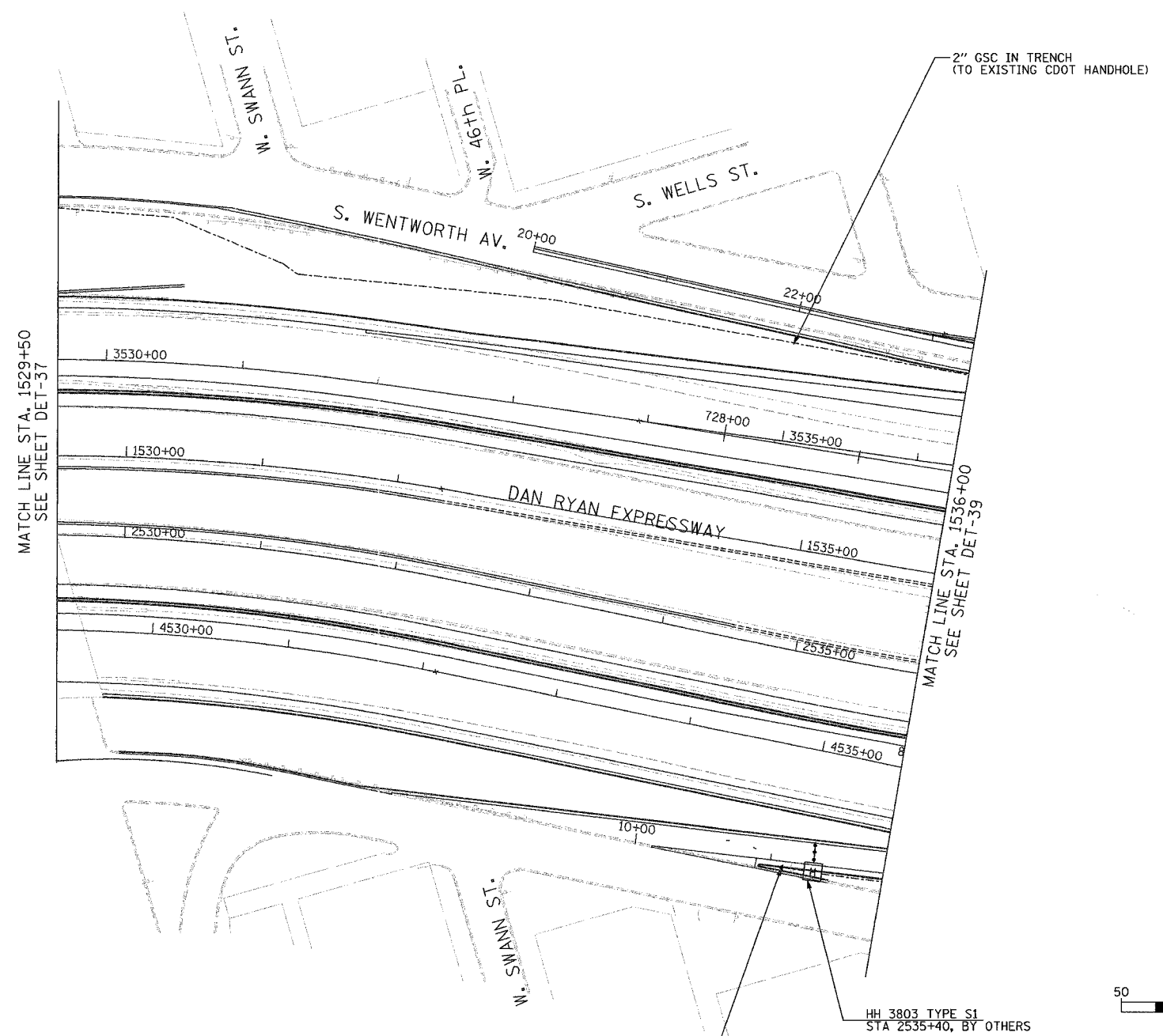
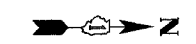
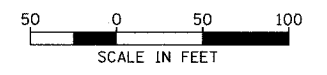


SECTION	COUNTY	TOTAL SHEETS	SHEET NO.
2003-0311	COOK	976	751
STA. 1529+50 TO STA. 1536+00			
FED. ROAD DIST. NO.	ILLINOIS	FED. AID PROJECT	
62583			



- NOTES:**
1. SEE DRAWING ME-01 AND ME-02 FOR ELECTRICAL SYSTEMS AND ABBREVIATIONS.
  2. UNLESS OTHERWISE STATED, ALL NOTED CABLE AND CONDUIT TO BE FURNISHED AND INSTALLED UNDER THIS CONTRACT.
  3. TRENCHED CONDUITS INSTALLED IN PARALLEL ARE TO BE INSTALLED IN COMMON TRENCH.
  4. THIS SHEET ONLY DEPICTS INSTALLATION OF DETECTION/RAMP METER ELEMENTS. REFER TO SHEETS FOR OTHER SUBSYSTEMS FOR ADDITIONAL ELEMENTS IN THE AREA SHOWN.
  5. CONTRACTOR TO ROD AND CLEAN EXISTING CONDUITS PRIOR TO INSTALLING AND PULLING INNERDUCTS AND CABLES IN CONDUITS.
  6. DETECTION/RAMP METER CONDUIT SHALL NOT BE INSTALLED IN ELECTRIC HANDHOLES (SEE DETAIL SHEET DT-45).
  7. FOR HANDHOLE DETAILS, SEE SHEET DT-44 AND DT-46.
  8. FOR WIRING DETAILS, SEE SHEETS DET-48 THROUGH DET-53



DET-38

RAMP METER FLASHER,  
ON WALL FOUNDATION, BY OTHERS

HH 3803 TYPE S1  
STA 2535+40, BY OTHERS

REVISIONS	
NAME	DATE

ILLINOIS DEPARTMENT OF TRANSPORTATION  
 F.A.I. 94/90 (DAN RYAN EXPRESSWAY)  
 31st STREET to I-57  
 SURVEILLANCE SYSTEM STATION  
 DETECTOR SYSTEM  
 47TH ST. SITE LAYOUT  
 DET-42

SCALE: 1"=50'  
 DATE: October 29, 2004

DRAWN BY: CJH  
 CHECKED BY: MJL

**Edwards AND Kelcey**  
 ONE NORTH FRANKLIN  
 CHICAGO, IL 60606  
 PHONE: (312) 251-3000  
 FAX: (312) 251-3015  
 WEB: WWW.EKCORP.COM

P:\03009\035\UT\SCADD\DET030382E.SWT

11/23/2004 09:06:17 PM