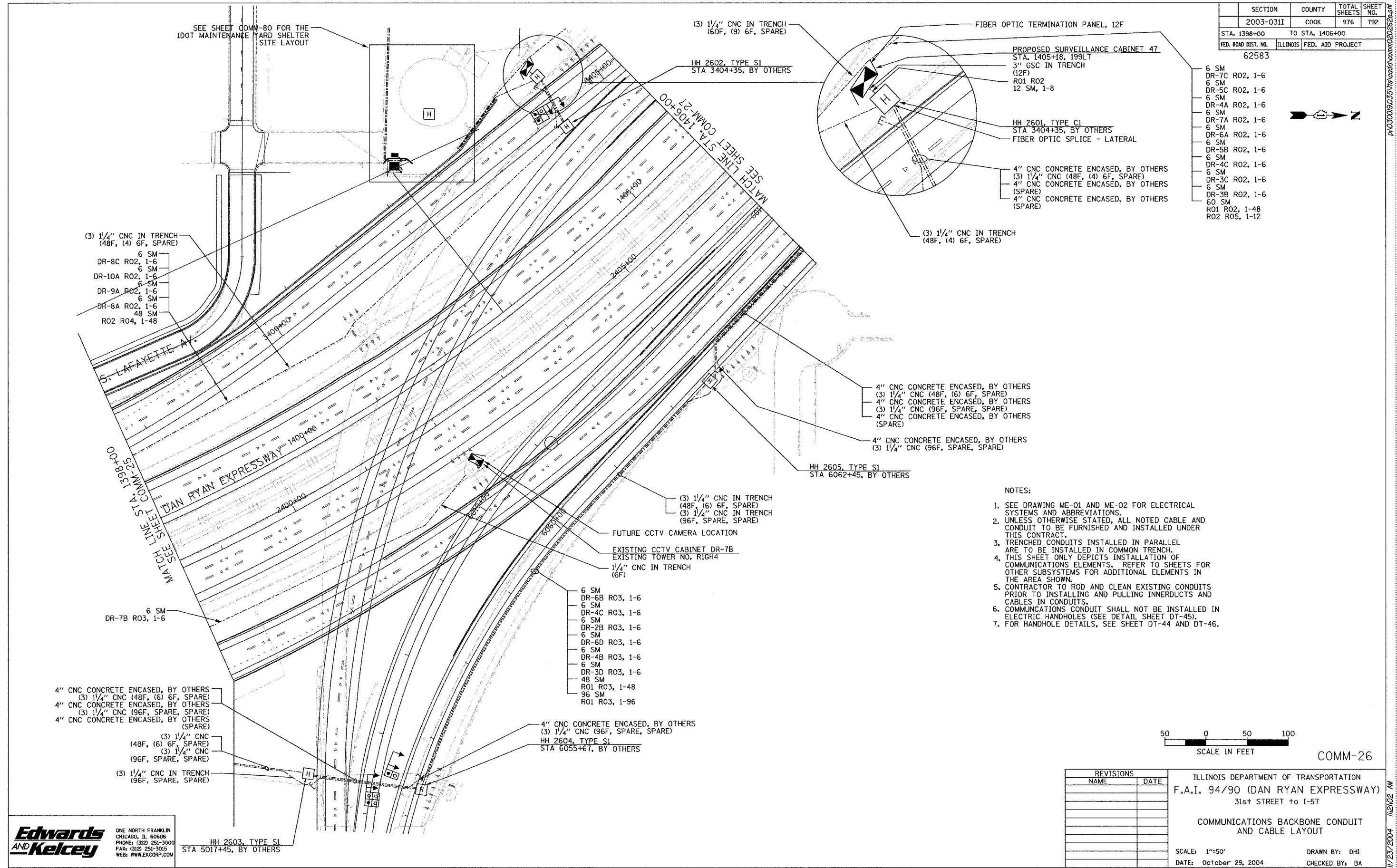
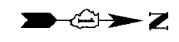
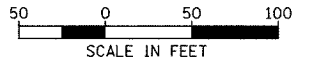


SECTION	COUNTY	TOTAL SHEETS	SHEET NO.
2003-0311	COOK	976	792
STA. 1398+00	TO STA. 1406+00		
FED. ROAD DIST. NO.	ILLINOIS	FED. AID PROJECT	
62583			

- 6 SM
- DR-7C R02, 1-6
- 6 SM
- DR-5C R02, 1-6
- 6 SM
- DR-4A R02, 1-6
- 6 SM
- DR-7A R02, 1-6
- 6 SM
- DR-6A R02, 1-6
- 6 SM
- DR-5B R02, 1-6
- 6 SM
- DR-4C R02, 1-6
- 6 SM
- DR-3C R02, 1-6
- 6 SM
- DR-3B R02, 1-6
- 60 SM
- R01 R02, 1-48
- R02 R05, 1-12



- NOTES:
- SEE DRAWING ME-01 AND ME-02 FOR ELECTRICAL SYSTEMS AND ABBREVIATIONS.
 - UNLESS OTHERWISE STATED, ALL NOTED CABLE AND CONDUIT TO BE FURNISHED AND INSTALLED UNDER THIS CONTRACT.
 - TRENCHED CONDUITS INSTALLED IN PARALLEL ARE TO BE INSTALLED IN COMMON TRENCH.
 - THIS SHEET ONLY DEPICTS INSTALLATION OF COMMUNICATIONS ELEMENTS. REFER TO SHEETS FOR OTHER SUBSYSTEMS FOR ADDITIONAL ELEMENTS IN THE AREA SHOWN.
 - CONTRACTOR TO ROD AND CLEAN EXISTING CONDUITS PRIOR TO INSTALLING AND PULLING INNERDUCTS AND CABLES IN CONDUITS.
 - COMMUNICATIONS CONDUIT SHALL NOT BE INSTALLED IN ELECTRIC HANDHOLES (SEE DETAIL SHEET DT-45).
 - FOR HANDHOLE DETAILS, SEE SHEET DT-44 AND DT-46.



SCALE IN FEET

REVISIONS	
NAME	DATE

ILLINOIS DEPARTMENT OF TRANSPORTATION
 F.A.I. 94/90 (DAN RYAN EXPRESSWAY)
 31st STREET to I-57

COMMUNICATIONS BACKBONE CONDUIT
 AND CABLE LAYOUT

SCALE: 1"=50'
 DATE: October 29, 2004

DRAWN BY: DHI
 CHECKED BY: BA

Edwards AND Kelcey
 ONE NORTH FRANKLIN
 CHICAGO, IL 60606
 PHONE: (312) 251-3000
 FAX: (312) 251-3015
 WEB: WWW.EKCORP.COM

HH 2603, TYPE S1
 STA 5017+45, BY OTHERS

11/23/2004 11:21:02 AM