

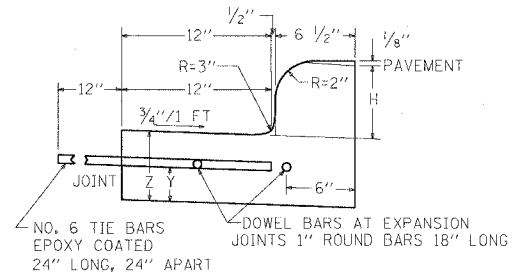
F.A.I. RTE.	SECTION	COUNTY	TOTAL SHEETS	SHEET NO.
90/94	2004-072RS	COOK	54	32
STA.	TO STA.			
FED. ROAD DIST. NO. 1 ILLINOIS FED. AID PROJECT				

62811

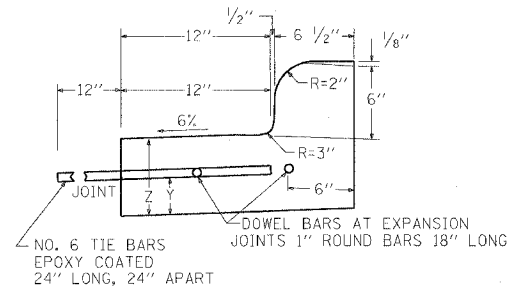
DETAILS OF P.C.C. COMBINED CURB & GUTTER
AND MODIFIED CURB & GUTTER

NOTE: H = VARIABLE (SEE PLAN)
Y = ONE HALF THE THICKNESS OF CONCRETE PAVEMENT OR CONCRETE BASE.
Z = 10" OR THICKNESS OF PAVEMENT - WHICHEVER IS GREATER

TYPE B-V.12



TYPE B-6.12 MOD



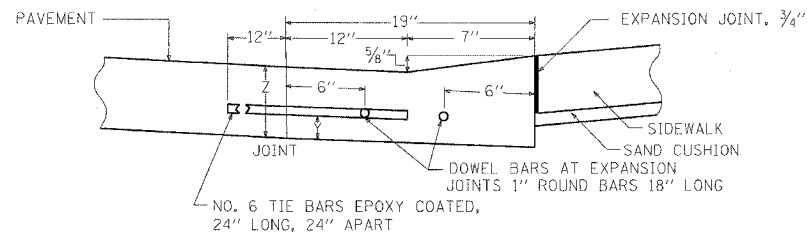
JOINTS IN COMBINED CURB & GUTTER

TRANSVERSE JOINTS OF A TYPE SIMILAR TO THAT USED IN THE ADJACENT PAVEMENT SHALL BE INSTALLED IN THE COMBINED CURB & GUTTER IN PROLONGATION WITH THE JOINTS IN THE PAVEMENT. THE DETAILS OF THE TRANSVERSE JOINTS IN THE COMBINED CURB & GUTTER SHALL BE APPROVED BY THE ENGINEER. IF COMBINED CURB & GUTTER IS CONSTRUCTED ADJACENT TO A FLEXIBLE BASE PAVEMENT, 1" THICK EXPANSION JOINTS COMPOSED OF BITUMINOUS PREFORMED JOINT FILLER SHALL BE INSTALLED IN THE CURB AND/OR GUTTER AT POINTS OF CURVATURE AND AT CONSTRUCTION JOINTS. CONTRACTION JOINTS SHALL ALSO BE PLACED BETWEEN THESE EXPANSION JOINTS AT DISTANCES NOT EXCEEDING 20 FEET. ALL TIE BARS SHALL BE CORRUGATED - ALL DOWEL BARS SHALL BE SMOOTH.

BASIS OF PAYMENT

THE COST OF ALL JOINTS, INCLUDING LABOR, FURNISHING AND PLACING OF STEEL, FILLER AND ALL OTHER INCIDENTALS SHALL BE INCLUDED IN THE UNIT PRICES BID FOR TYPE B-V.12 COMBINATION CURB & GUTTER OR TYPE B-6.12 (MODIFIED) COMBINATION CURB & GUTTER.

DEPRESSED CURB & GUTTER



IF NO ITEM IS PROVIDED FOR DEPRESSED CURB AND GUTTER, IT SHALL BE PAID FOR AS TYPE B-V.12 COMBINATION CONCRETE CURB AND GUTTER.

REVISIONS	
NAME	DATE

ILLINOIS DEPARTMENT OF TRANSPORTATION
F.A.I. 90/94 (DAN RYAN EXPRESSWAY)
51st ST TO 48th PL (WENTWORTH AVENUE)

CITY STANDARD DETAILS
CURB AND GUTTER DETAILS

SCALE: NONE
DATE: December 17, 2004
DRAWN BY: CDOT
CHECKED BY: