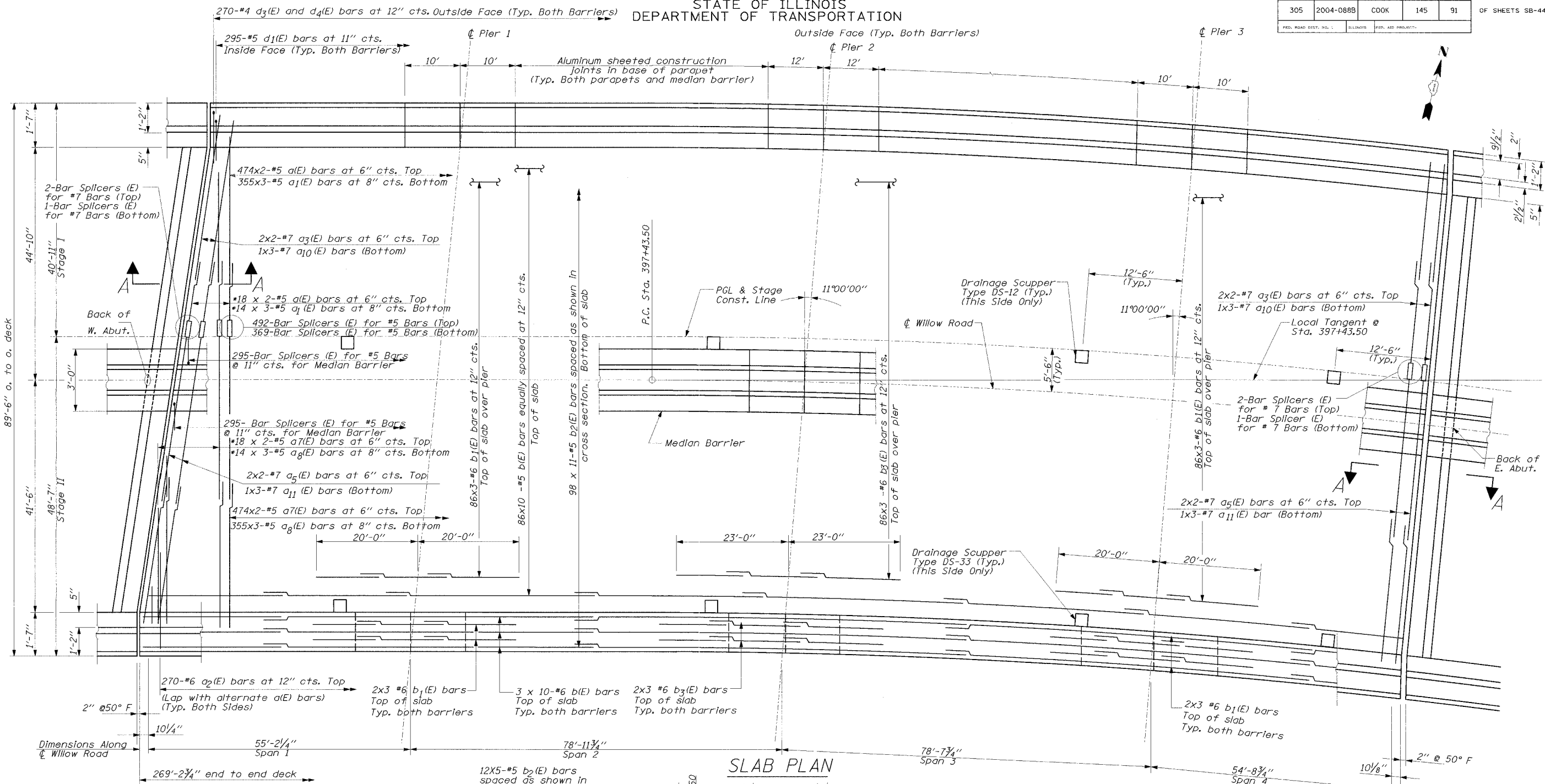


STATE OF ILLINOIS  
DEPARTMENT OF TRANSPORTATION

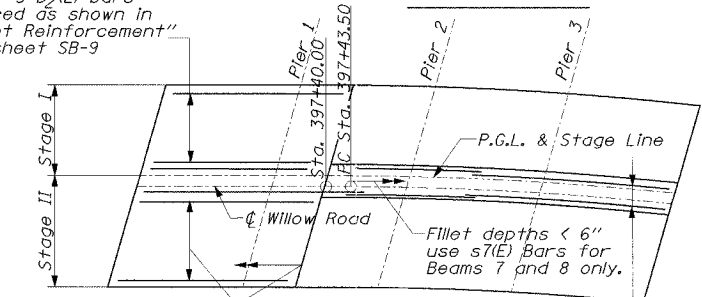
CONTRACT 62829

F.A.P. RTE. NO.	SECTION	COUNTY	TOTAL SHEETS	SHEET NO.
305	2004-088B	COOK	145	91
FED. ROAD DIST. NO.	ILLINOIS	FED. AID PROJECT		

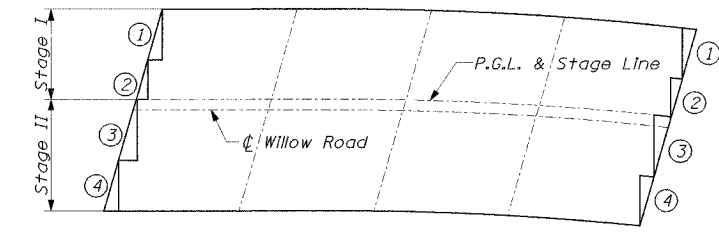
SHEET NO. SB-8  
OF SHEETS SB-8



SLAB PLAN



FILLET REINFORCEMENT



KEY PLAN

\* Order a(E) & a1(E) bars full length. Cut to fit skew and use remainder of bars in opposite end (at span 4). See Key Plan.

NOTES:

1. Min. lap lengths = #4 - 1'-8", #5 - 2'-2", #6 - 2'-9", #7 - 3'-8" #8 - 4'-6".
2. Reinforcement Bars designated (E) shall be epoxy coated.
3. Bars indicated thus 70x10-#5 etc. indicates 70 lines of bars with 10 lengths per line.
4. See Sheet No. SB-10 For Superstructure Details  
See Sheet No. SB-10 For Bill of Materials.  
See Sheet No. SB-9 For Cross Section.  
See Sheet No. SB-10 For Section A-A

DESIGNED	EL
CHECKED	JAS
DRAWN	ABW
CHECKED	EL

SUPERSTRUCTURE (DECK) I  
WILLOW ROAD OVER  
DES PLAINES RIVER  
F.A.P. RTE. 305  
SECTION 2004-088B  
COOK COUNTY  
STA. 397+76.18  
STR. NO. 016-0530

EDWARDS AND KELCEY

12/28/2004/46202 AM

P:\000009\1\Final\Advances\Contract\AdvStructural\Deck\Plan\Slab\slabplan.dwg