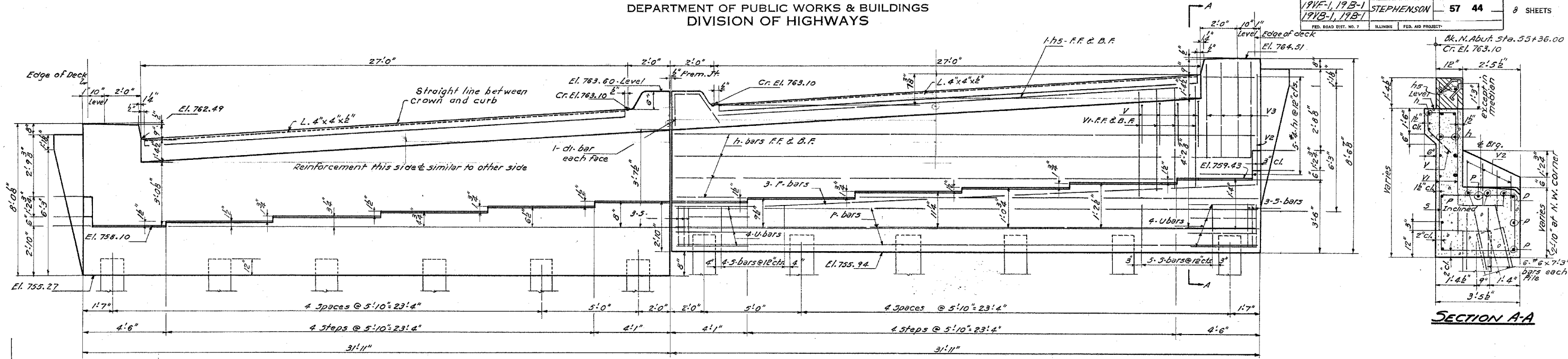


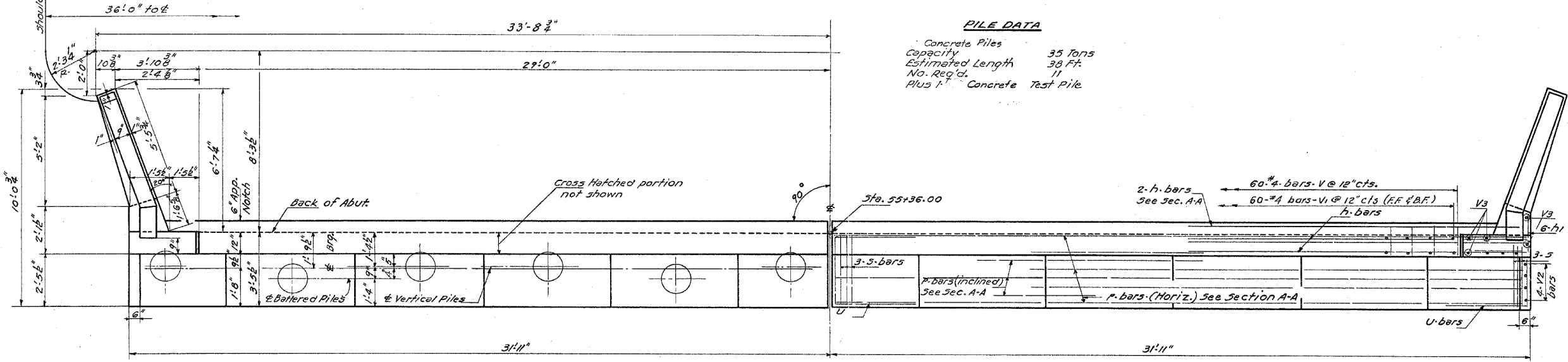
STATE OF ILLINOIS
DEPARTMENT OF PUBLIC WORKS & BUILDINGS
DIVISION OF HIGHWAYS

SECTION	COUNTY	TOTAL SHEETS	SHEET NO.	SHEET NO. 5
19VB-1, 19B-1	STEPHENSON	57	44	8 SHEETS
FED. ROAD DIST. NO. 7		ILLINOIS	FED. AID PROJECT	



ELEVATION-NORTH ABUTMENT
Looking North

Note: F.F. = Front Face
B.F. = Back Face



PLAN

PILE DATA

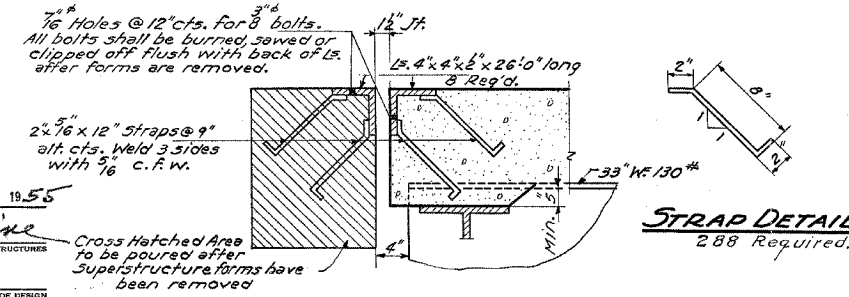
Concrete Piles Capacity	35 Tons
Estimated Length	38 Ft.
No. Req'd.	11
Plus 1 Concrete Test Pile	

BILL OF MATERIAL

Bar	No.	Size	Length	Shape
h	20	#4	31'6"	
h1	10	#4	4'9"	
h2	8	#4	8'0"	
h3	8	#4	6'6"	
h4	12	#4	4'9"	
h5	4	#4	26'9"	
d1	4	#4	2'10"	
p	20	#7	31'6"	
s	60	#4	11'9"	
u	16	#6	9'3"	
v	60	#4	5'0"	
v1	180	#4	5'9"	
v2	8	#4	2'6"	
v3	18	#4	7'0"	
v4	8	#4	7'6"	

Class X Concrete	Cu. Yds.	40.3
Reinforcement Bars	Lbs.	3,420
Concrete Piles	Lin. Ft.	418
Test Piles (Concrete)	Each	1

Note: For bars and bracket details see Sheet 6



STRAP DETAIL
288 Required.

Cross Hatched Area to be poured after Superstructure forms have been removed

EXPANSION GUARD DETAIL

Estimated Weight of Exp. Guard complete for N.&S. Abutts 2840 Lbs. Included in Bill of Material on Sheet 2

DESIGNED	M. H. Klabbe
CHECKED	W. N. Sommer
DRAWN	M. Miller
CHECKED	W. N. Sommer

Mar. 2 1955
EXAMINED V. M. Romine
PASSED E. Hunt
APPROVED R. B. Bantelme

NORTH ABUTMENT
S. B. I. ROUTE 5 - SEC. 19B-1
STEPHENSON COUNTY
STATION 56+25