FAS ROUTE	SECTION	COUNTY	TOTAL SHEETS	SHEET NO
1197	105 BR-2	WHITESIDE	59	33
STA.		TO STA.		
EXISTING CONDITIONS:				

CONTRACT 64421

FOR INFORMATION ONLY

STATE OF ILLINOIS
DEPARTMENT OF PUBLIC WORKS & BUILDINGS
DIVISION OF HIGHWAYS

ROUTE NO.	SECTION	COUNTY	TOTAL SHEETS	SHEET NO.
S.B.I. 36 R.A.	105 BY	Whiteside	9	7
FED. ROAD DIST. NO. 7	ILLINOIS	FED. AID PROJECT		

SHEET NO. 2
3 SHEETS



ELEVATION

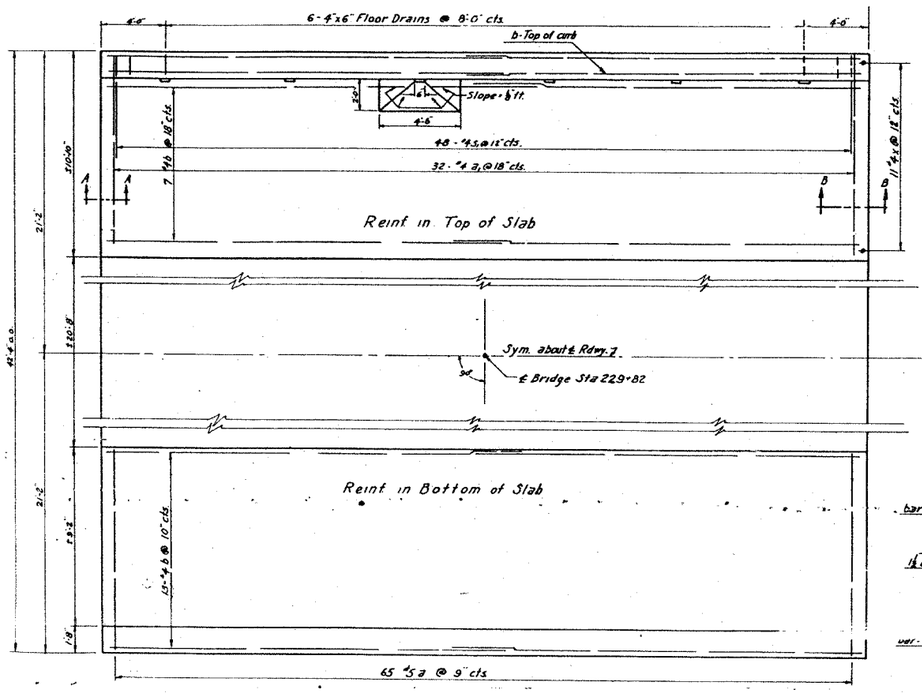

PLAN

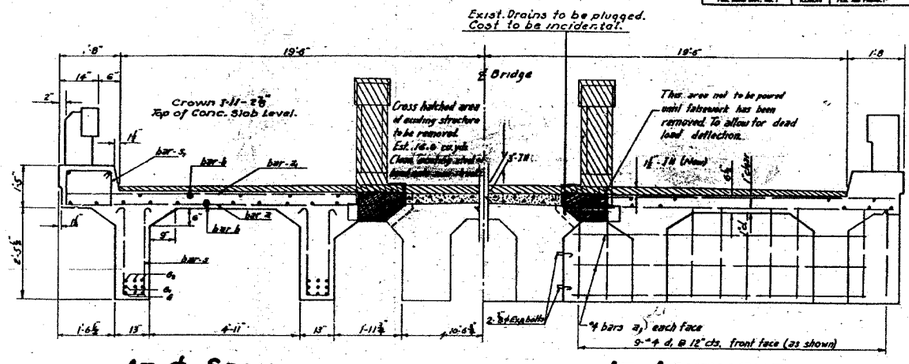

AT ℄ SPAN

AT ABUTMENT

CROSS SECTION

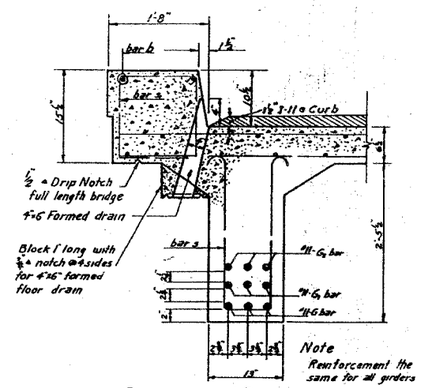

GIRDER DETAIL

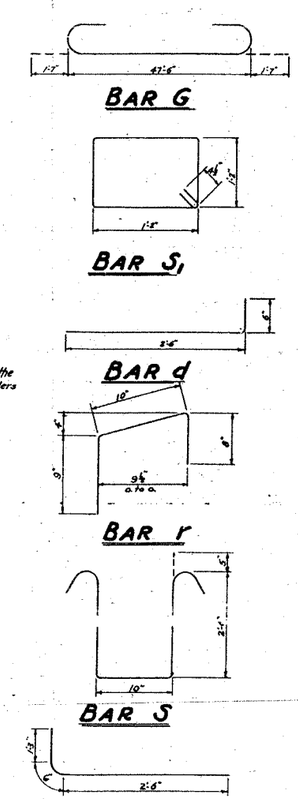

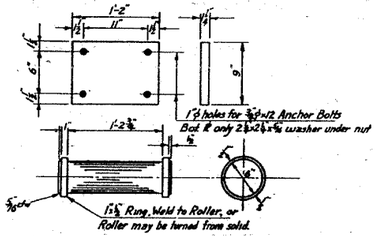

ROLLER & PLATES DETAIL

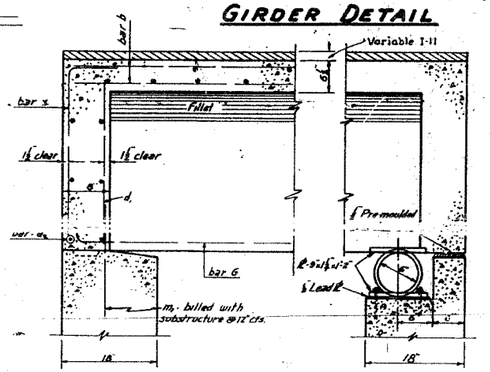

SECTION AA

SECTION BB

BILL OF MATERIAL

Bars	No.	Size	Length	Shape
a	130	5	10'-4"	
a_1	88	4	10'-4"	
b	88	4	24'-6"	
d	68	5	3'-0"	
d_1	36	4	2'-7"	
G	12	11	50'-8"	
G_1	12	11	39'-9"	
G_2	12	11	25'-9"	
r	32	4	2'-3"	
e	16	5	29'-6"	
x	44	4	4'-3"	
s	136	4	6'-[illegible]	
S_1	96	4	5'-5"	

Class "X" Concrete	cu yds.	48.7
Handrail Concrete	cu yds.	2.5
Reinforcement Bars	lbs	12420
Masonry Removal	cu. yds.	16.0
Expansion Bolts	each	8
Name Plate	each	One
Structural Steel	lbs	1620

DESIGNED	Edgard M Fagan
CHECKED	George T Meeker
DRAWN	EMF R.Rash
CHECKED	[illegible]

MAR. 4 1955

EXAMINED V.M. Romine — ENGINEER OF BRIDGE AND TRAFFIC STRUCTURES
PASSED [illegible] — ENGINEER OF DESIGN
APPROVED R.R. Bartelsmeyer — CHIEF HIGHWAY ENGINEER

SUPERSTRUCTURE
SBI RT 86 SEC 105 BY
WHITESIDE COUNTY
STA 229+82