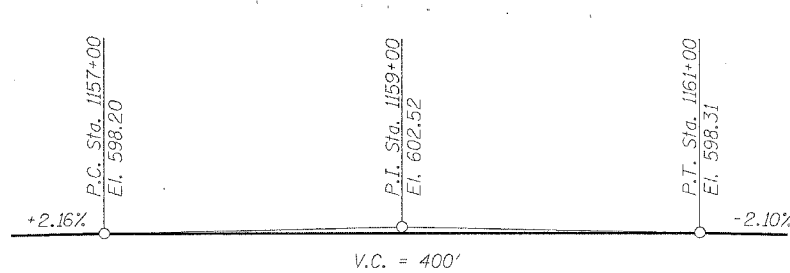
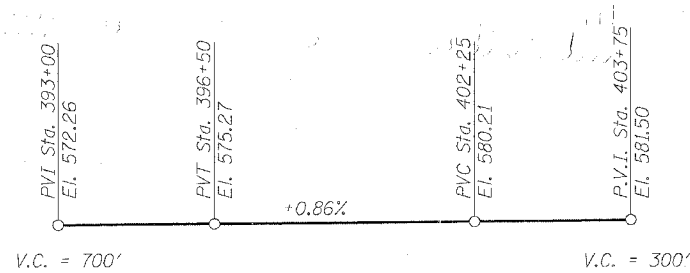


STATE OF ILLINOIS
DEPARTMENT OF TRANSPORTATION

ROUTE NO.	SECTION	COUNTY	TOTAL SHEETS	SHEET NO.
F.A.P. 595	1-3-K	Rock Island	476	253
SHEET NO. 2				
22 SHEETS				



PROFILE GRADE LINE
52nd AVENUE



PROFILE GRADE LINE
MILAN BELTWAY
(Along Median Edge of Roadway)

GENERAL NOTES

Fasteners shall be high strength bolts. Bolts $\frac{7}{8}$ " ϕ , open holes $\frac{15}{16}$ " ϕ , unless otherwise noted.

Calculated weight of Structural Steel = 353,270 lbs. (M 270 Grade 50)
Calculated weight of Structural Steel = 43,120 lbs. (M 270 Grade 36)

Reinforcement bars shall conform to the requirements of AASHTO M 31 or M 322 Grade 60

Field welding of construction accessories will not be permitted to the girders.

Anchor bolts shall be set before bolting diaphragms over supports.

The main load carrying member components subject to tensile stress shall conform to the Supplemental Requirements for Notch Toughness Zone 2. These components are the tension flanges, webs and all splice plate material except fill plates.

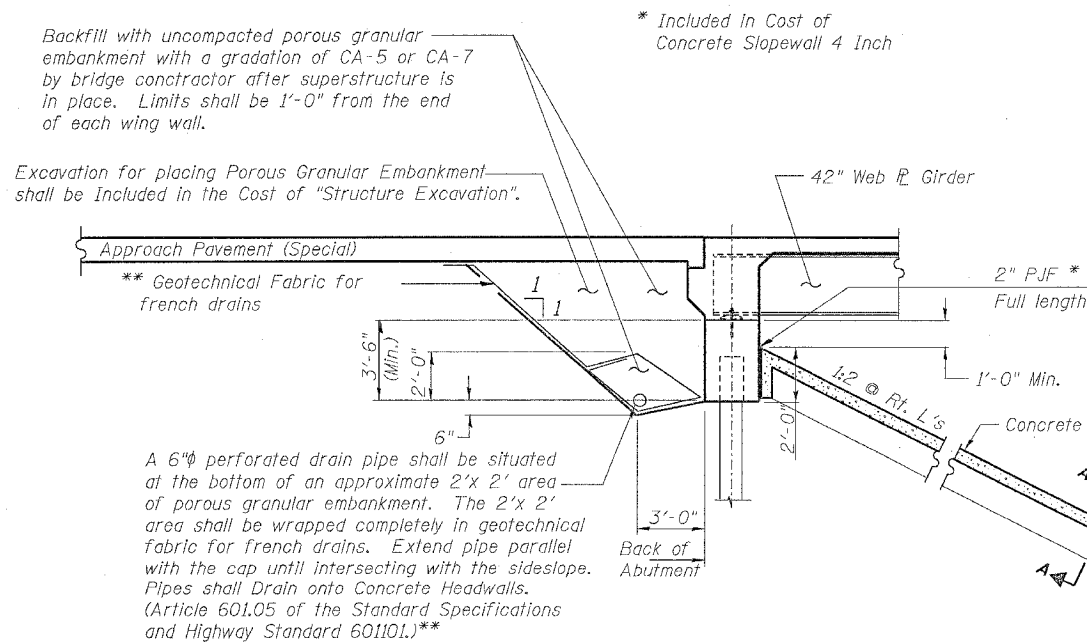
The embankment configuration shown shall be the minimum embankment that must be constructed prior to construction of the abutments.

Bearing seat surfaces shall be constructed or adjusted to the designated elevations within a tolerance of $\frac{1}{8}$ " inch. Adjustment shall be made by grinding the surface or by shimming the bearing. Two $\frac{1}{8}$ " adjusting shims, of the dimensions of the bottom bearing plate, shall be provided for each bearing in addition to all other plates or shims.

The organic zinc rich primer/epoxy/urethane Paint System shall be used for painting of new structural steel except where otherwise noted. The entire system shall be shop applied, with the exception that masked off connection surfaces, field installed fasteners and damaged areas shall be touched up in the field. The color of the final finish coat for all interior steel surfaces shall be gray, Munsell No. 5B 7/1. The color of the final finish coat for the exterior and bottom flanges of the fascia beams shall be blue, Munsell No. 10B 3/6. See Special Provision for Cleaning and Painting New Metal Structures.

The Contractor shall drive 1 steel HP 10x57 test pile in a permanent location at the pier and east and west abutments as directed by the Engineer before ordering the remainder of piles.

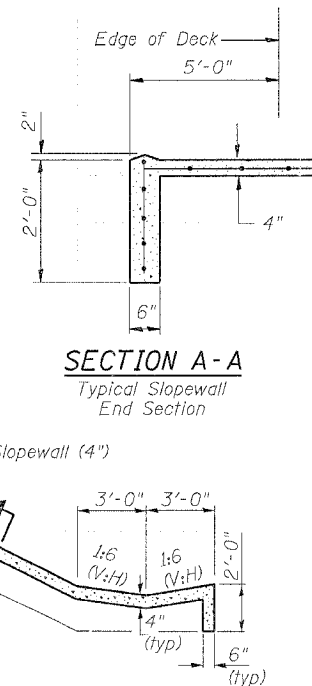
All Construction Joints shall be bonded.



SECTION THRU INTEGRAL ABUTMENT

**Included in the Cost of
Porous Granular Embankment
(All dimensions are @ Rt. L's)

DESIGNED	JBF
CHECKED	JBF
DRAWN	RAP
CHECKED	JBF



SECTION A-A
Typical Slopewall
End Section

STATION 1159+12.92
BUILT 20 BY
STATE OF ILLINOIS
F.A.U. Rt. 5822 Sec. 1-3
LOADING HS20
STR. NO. 081-0156

NAME PLATE
See Std. 515001

GENERAL DATA

52nd AVE. OVER MILAN BELTWAY
F.A.U. ROUTE 5822 SECTION 1-3
ROCK ISLAND COUNTY
STA. 1159+12.92
STRUCTURE NUMBER 081-0156