| CONTRACT # 64A38 | | | | |
|---|---|---|---|---|
| ROUTE NO. | SEC. | COUNTY | TOTAL SHEETS | SHEET NO. |
| FAP 303 | * | WINNEBAGO | 28 | 19 |
| FED ROAD DIST. NO. | | ILLINOIS PROJECT | | |

*(140CS)TS-3

28/19 64A38

## Borough External Anchor Bolt Post

Catalog No.: PSBRH-11-8.5/10.5

### Specifications

#### Description

The Borough post is cast as a one-piece heavy wall post. In our hand crafted manufacturing process, each piece is made per order. Our process starts with a finely crafted pattern which includes brass pieces to obtain clean definition of the flutes and ornate elements of each design.

#### Post Material

The post is cast of one piece heavy wall, available in: Cast Iron per ASTM A48 Class 30. Cast Ductile Iron per A.S.T.M. A536 Grade 65-45-12. Cast Aluminum per A.S.T.M. B26 SR319. For more in depth information on materials, please refer to the Specification Section.

#### Dimensions

The standard height for this post is 8'-6" and 10'-6". Because each post is made per order and we have complete control of our manufacturing facility, modifications to its height are available, please specify your requirements. The base dimension is 11 1/2". Standard post tenons for luminaire or cross arm attachment are cast as an integral part of the post, and may be sized per your requirements.

#### Installation

An access door is located in the base of the post to allow access to the anchor bolts. The access door is secured to the post base with stainless steel tamper proof hardware to limit access. Tamper proof tool(s) are supplied with each post order. Anchor bolts are sized and supplied as fully hot dip galvanized, each bolt is supplied with one galvanized nut and washer to secure the post to the foundation. The typical bolt material for this unit is A.S.T.M. A36M G55 galvanized to A.S.T.M. A153.

SPRING CITY ELECTRICAL MFG. CO., INC.
Hall & Main Streets, P. O. Box 19
Spring City, PA 19475-0019
Phone: 610-948-4050 Fax: 610-948-5577
Website: www.springcity.com Page: CP 105

Borough Ext AB - One piece cast iron, cast ductile iron or cast aluminum.

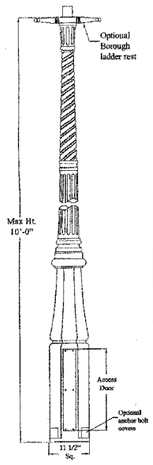


## Ordering Guide

Post Example: IPSBRH-11-10.5-TN2.88/3.00-33/0/NW-CB (Cast Iron Post Borough Ext. AB - 11 1/2" Sq. Base - 10'-6" Post Height -2 7/8" Dia. x 3" High Tenon - 1" x 33" Anchor Bolts / 1 Nut and Washer per anchor bolt - Finish Classic Black)

Material:

___ IPSBRH-11-___(ht.)- Cast Iron Post Borough Ext. AB 11 1/2" Sq. base- ___ post height
___ DPSBRH-11-___(ht.)- Cast Ductile Iron Post Borough Ext. AB 11 1/2" Sq. base - ___ post height
X APSBRH-11-___(ht.)- Cast Aluminum Post Borough Ext. AB 11 1/2" Sq. base - 10 post height

Post Top Tenon:

___ TN2.88/2.50- 2 7/8" Dia. x 2 1/2" Ht.
X TN2.88/3.00- 2 7/8" Dia. x 3" Ht.
___ TN3.50/3.00- 3 1/2" Dia. x 3" Ht
___ TNXX/XX- Other, please specify: _____" Dia. x _____" Ht.

Accessories: (See Accessories Section)

Anchor Bolts:

___ 32/ 3/4" x 24" ___ 124/ 1" x 24" ___ 136/ 1" x 36"
___ 33/ 3/4" x 30" ___ 130/ 1" x 30" ___ 140/ 1" x 40"
___ XX/X/ Other X 99/ Not required
___ 1NW- 1Nut & Washer / Bolt ___ 2NW- 2 Nuts & Washers / Bolt

Coatings (Paint Finish - For detailed information, see Finish in the Specification Section)

___ PO Primer Paint X CB Finish Classic Black
___ BG Finish Bottle Green ___ DB Finish Dark Bronze
___ LB Finish Long Beach Blue ___ GI Finish Grey Iron
___ VG Finish Verde Green ___ CW Finish Crimson Wet
___ CU Finish Custom Powder Coat ___ XX Other
___ GV Galvanized ___ UF Unfinished

SPRING CITY ELECTRICAL MFG. CO., INC.
Hall & Main Streets, P. O. Box 19
Spring City, PA 19475-0019
Phone: 610-948-4050 Fax: 610-948-5577
Website: www.springcity.com Page: CP 106

DECORATIVE LIGHT STANDARD DETAIL

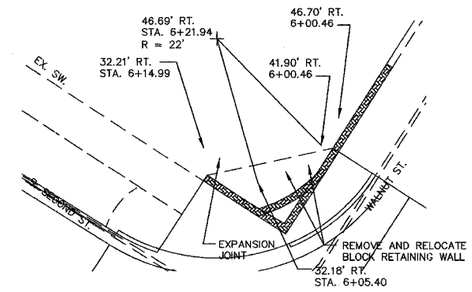


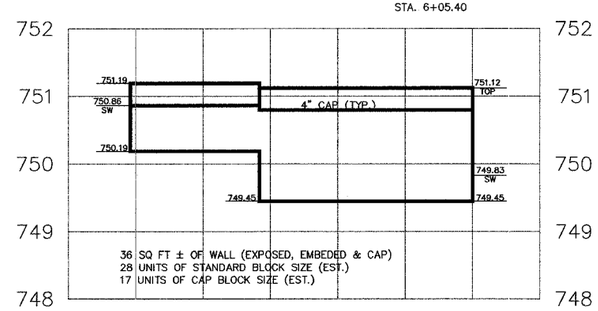


REMOVE AND REPLACE BLOCK RETAINING WALL

## GENERAL NOTES

1. THE MODULAR WALL DESIGN SHOWN IS BASED UPON A STANDARD 8"x18"x21½" BLOCKS WITH 4"x18"x21½" CAP BLOCKS.

   A VERSA-LOK WALL SYSTEM OR APPROVED EQUAL MAY BE USED IF THE CONTRACTOR DESIRES. DETAILED PLANS, TO THE SAME DEGREE AS SHOWN HEREIN, SHALL BE SUBMITTED TO THE ENGINEER FOR APPROVAL AT LEAST 2 WEEKS PRIOR TO THE NEED TO ORDER MATERIAL.

2. THE MODULAR WALL SHALL BE CONSTRUCTED IN ACCORDANCE WITH THE MANUFACTURER'S RECOMMENDED INSTALLATION PROCEDURES.

3. THE COLOR OF THE WALL SHALL BE A SHADE OF BROWN, MATCHING AS CLOSELY AS POSSIBLE TO THE EXISTING COLOR. ALL MATERIALS SHALL BE ACCEPTABLE TO THE CITY. ANY BLOCKS THAT CAN BE SALVAGED, CAN BE USED IN THE CONSTRUCTION OF THE NEW WALL.

4. THE METHOD OF MEASUREMENT WILL BE BASED UPON THE FACE AREA OF THE COMPLETED WALL, INCLUDING THE CAP BLOCK.

5. EXCAVATION FOR THE AGGREGATE BASE UNDER THE WALL, AND FOR THE WALL STRUCTURE WILL NOT BE MEASURED SEPARATELY FOR PAYMENT. THE AGGREGATE BASE WILL ALSO BE CONSIDERED AS INCLUDED IN THE CONTRACT UNIT PRICE PER SQUARE FOOT FOR REMOVE AND REPLACE BLOCK RETAINING WALL.

6. A 1" THICK PREFORMED EXPANSION JOINT FILLER SHALL BE INSTALLED BETWEEN THE MODULAR BLOCK WALL AND THE SIDEWALK. PRICE OF WHICH SHALL BE CONSIDERED AS INCIDENTAL TO THE COST OF THE BLCOK.

## Reading Style Luminaire

Catalog No.: LMRDG

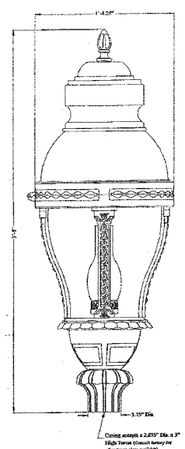


### Specifications

#### Description

The Reading style luminaire shall consist of a cast decorative base, cage, roof and finial, a ballast socket assembly, and cylinder. The cylinder and decorative elements as well as optical systems available vary. Details on these options are detailed on the next page.

#### Dimensions

The luminaire's overall dimensions are detailed on the next page.

#### Material

The luminaire material is heavy wall cast aluminum per A.S.T.M. B26, Alloy SR319. The luminaire is supplied with either a porcelain medium or mogul base socket. All hardware is stainless steel. All components are UL listed.

#### Light Source

Luminaires are UL listed for wet location and are finished as required with a High Intensity Discharge ballast. The ballasts are high power factor core and coil type and are available in a wide range of scotoes and voltages. See the following page for the most common.

#### Installation

The luminaires are designed to mount over a tenon and are secured to the tenon using several stainless steel set screws. Standard tenon size for this luminaire is 2.875" Dia. x 3" High. Consult factory for other tenon sizes.

SPRING CITY ELECTRICAL MFG. CO., INC.
Hall & Main Streets, P. O. Box 19
Spring City, PA 19475-0019
Phone: 610-948-4050 Fax: 610-948-5577
Website: www.springcity.com Page: LU 87

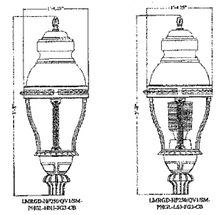


Ordering Guide: Material Project Style - Source Wattage / Ballast Voltage / Socket - Panels / Cylinder - Coatings
A LM RGD - NHW / Q V1 / SD - PSEZ/SCM3 - CB
A=Aluminum Luminaire Reading; LM=Light Mast; RGD=Reading; NHW=Non Wet Metal Halide; Q=Quicksnap; V1=Volts 277; SD=Single Socket; PSEZ=Post Top Extra Large; SCM3=Small Chimney; CB=Classic Black Finish

Material Product Style:

___ ALMRGD Cast Aluminum Luminaire Reading

Source:

X HP (High Pressure Sodium) ___ IN (Incandescent) ___ ID (Induction)
___ MH (Metal Halide) ___ MV (Mercury Vapor) ___ XX (Modifier)
___ CP (Compact Fluorescent) ___ LP (Low Pressure Sodium)

Wattage:

___ 025/ (25 Watts) ___ 032/ (32 Watts) ___ 035/ (35 Watts)
___ 042/ (42 Watts) ___ 050/ (50 Watts) ___ 070/ (70 Watts)
___ 075/ (75 Watts) X 100/ (100 Watts) ___ 150/ (150 Watts)
___ 175/ (175 Watts) ___ 200/ (200 Watts) ___ 250/ (250 Watts)

Ballast Type:

X S Single Voltage ___ D Dual Voltage 120/240
___ T Two Voltage 120/277 ___ Q 120/208/240/277 Quad Voltage

Voltage:

X V1/ 120 Volts ___ V4/ 208 Volts ___ V2/ 240 Volts
___ V3/ 277 Volts ___ V4/ 480 Volts ___ VO/ Universal

Sockets:

X SD- Medium Base ___ SM- Mogul Base
___ SR- Fluorescent ___ SB- Bi Pin

Cylinder / Panels:

___ PHOL - Polycarbonate Skeglass
___ GCML- Glass Large Chimney
X GCMS- Glass Small Chimney
___ XXX - Modifier

Reflector / Refractors:

___ HCS- Horizontal Cut off HR
X HCS- Horizontal Cut off V
___ VCS- Vertical Cut off HR
___ VCS- Vertical Cut off V
___ USF- Uniform Side Shelf Flat
___ HSC- Horizontal Side Shelf Curved
___ 1.65- Refractor 6" Type II
___ 1.65- Refractor 6" Type V
___ STD- Standard Refractor

Finish:

___ PBG- Bottle Green Finish
X PCG- Classic Black Finish
___ XX- Modifier

Modifications:

___ RE- Heat shield
___ RS- Heat shield

Coatings:

___ UF Unfinished
___ PO Primer Painted only
X CB Classic Black Finish
___ BG Bottle Green Finish
___ DB Dark Bronze Finish
___ GI Grey Iron Finish
___ LB Long Beach Blue Finish
___ VG Verde Green Finish
___ CU Custom Powder Finish
___ CW Crimson Wet Finish

SPRING CITY ELECTRICAL MFG. CO., INC.
Hall & Main Streets, P. O. Box 19
Spring City, PA 19475-0019
Phone: 610-948-4050 Fax: 610-948-5577
Website: www.springcity.com Page: LU 88

LUMINAIRE DETAIL

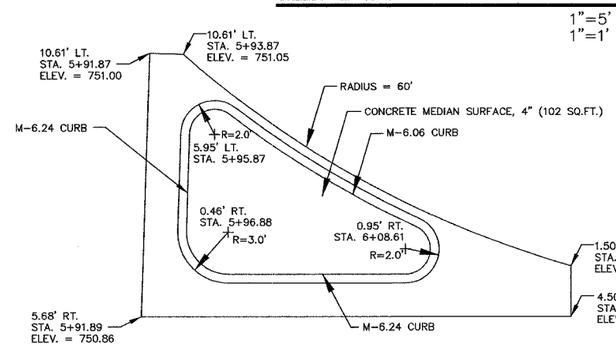


CONCRETE MEDIAN SURFACE, 4 INCH

NOT TO SCALE

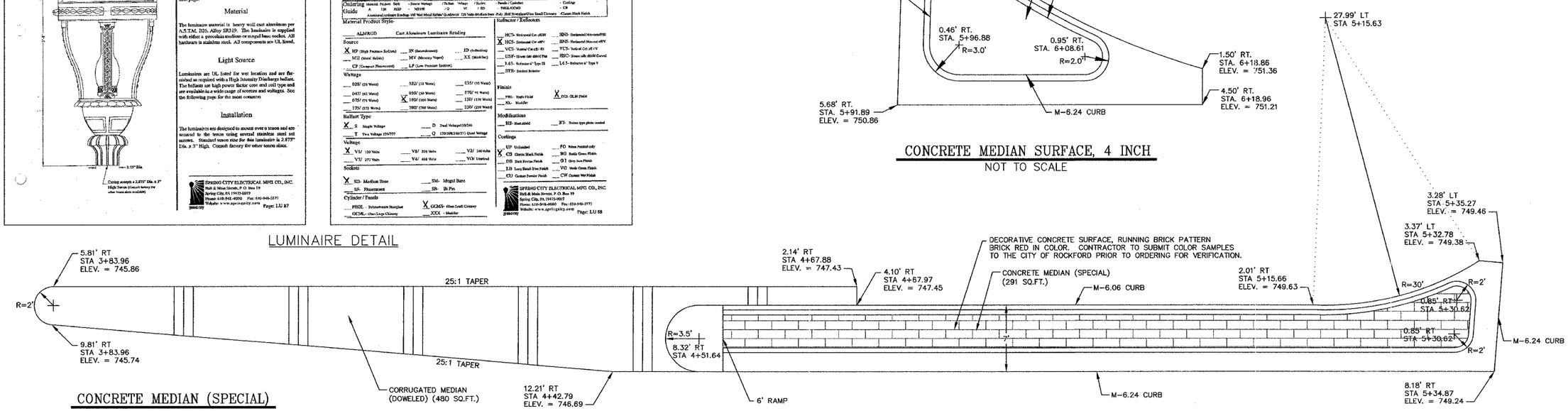


CONCRETE MEDIAN (SPECIAL)

NOT TO SCALE

© Copyright 2004 by McClure Engineering Associates, Inc.

| REVISIONS | | |
|---|---|---|
| NO. | ITEM | DATE |
| | | |
| | | |
| | | |

| | |
|---|---|
| PLOTTING SCALE: | 1"=1' |
| DRAWN BY: | BSL |
| CHECKED BY: | JWH |
| DATE: | DECEMBER 1, 2004 |

McCLURE ENGINEERING ASSOCIATES, INC.
7282 Argus Drive Rookford, Illinois 61107
(815) 398-2332 FAX (815) 398-2496
Design Firm License: Illinois #184-000816

# STANDARD DETAILS

CITY OF ROCKFORD

WALNUT STREET (HES) ROCKFORD, ILLINOIS

FILE NAME: H:\SecondSt-2004(HES)\Details.dwg SEC. 140CS-TS-3 JOB NUMBER: 04-28-04-045

SHEET NO. 19 OF 28