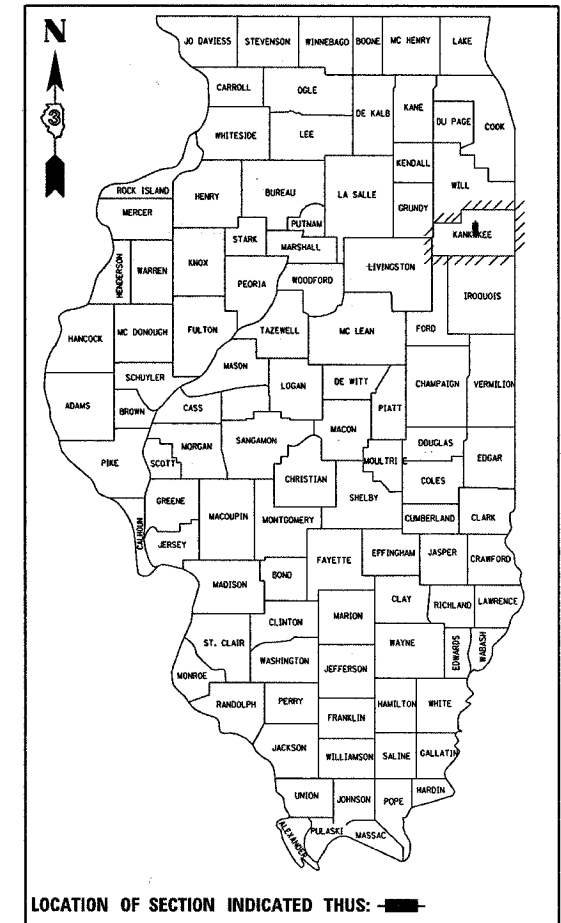


Lolal31

F.A.P. RTE.	SECTION	COUNTY	TOTAL SHEETS	NO.
840 ALT	(139Z-1)I	KANKAKEE	24	1
ILLINOIS PROJECT				

P-93-058-99
D-93-087-04



FUNCTION CLASSIFICATION
OTHER PRINCIPAL ARTERIAL
 2005 ADT = 4500
 P.V. = 91.4% S.U. = 6.1% M.U. = 2.5%

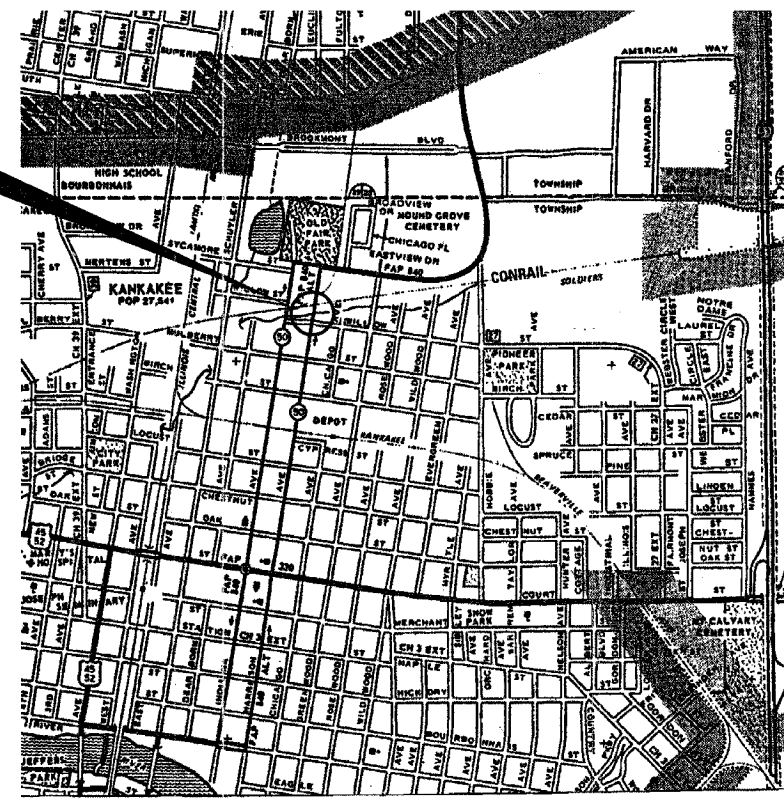
STATE OF ILLINOIS
DEPARTMENT OF TRANSPORTATION
DIVISION OF HIGHWAYS

SUBMITTED August 30, 2004
 [Signature] DISTRICT ENGINEER
 February 4, 2005
 [Signature] ENGINEER OF DESIGN AND ENVIRONMENT
 February 4, 2005
 [Signature] DIRECTOR, DIVISION OF HIGHWAYS

PRINTED BY THE AUTHORITY OF THE STATE OF ILLINOIS

STATE OF ILLINOIS
DEPARTMENT OF TRANSPORTATION
DIVISION OF HIGHWAYS
PLANS FOR PROPOSED
FEDERAL AID HIGHWAY
FAP ROUTE 840 ALT (IL 50)
SECTION (139Z-1)I

KANKAKEE COUNTY
C - 93 - 164 - 04
CULVERT REPLACEMENT
DITCH SOUTH OF CONRAIL IN KANKAKEE



LOCATION MAP
NOT TO SCALE

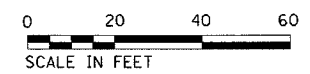
GROSS & NET LENGTH = 243FT. = 0.046 MI.

INDEX OF SHEETS

- 1 COVER SHEET
- 2 GENERAL NOTES
- 3 SUMMARY OF QUANTITIES
- 4 - 5 TYPICAL SECTIONS
- 6 TIE POINTS
- 7 SCHEDULES
- 8 PLAN AND PROFILE
- 9 TRAFFIC DETOUR PLAN
- 10 RIGHT OF WAY
- 11 - 18 STRUCTURE PLANS
- 19 - 21 DETAILS
- 22 - 24 CROSS SECTIONS

HIGHWAY STANDARDS

- 000001-04 STANDARD SYMBOLS, ABBREVIATIONS AND PATTERNS
- 001001 AREAS OF REINFORCEMENT BARS
- 001006 DECIMAL OF AN INCH AND OF A FOOT
- 285001-01 FABRIC FORMED CONCRETE REVETMENT MATS
- 424001-03 CURB RAMPS FOR SIDEWALK
- 515001-02 NAME PLATE FOR BRIDGES
- 542301 PRECAST REINF CONC FLARED END SECTION
- 602301 INLET, TYPE A
- 602401 MANHOLE, TYPE A
- 602601 PRECAST REINFORCED CONCRETE FLAT SLAB TOP
- 602701 CAST IRON STEPS
- 604001-02 FRAME AND LIDS, TYPE 1
- 604061-01 FRAME AND GRATE, TYPE 12
- 606001-02 CONCRETE CURB AND COMBINATION CONCRETE CURB AND GUTTER
- 664001-01 CHAIN LINK FENCE
- 701601-04 URBAN LANE CLOSURE, MULTILANE 1W OR 2W WITH NONTRAV. MEDIAN
- 701801-03 LANE CLOSURE, MULTILANE 1W OR 2W CROSSWALK OR SIDEWALK CLOSURE
- 702001-05 TRAFFIC CONTROL DEVICES
- 781001-02 TYPICAL APPLICATIONS RAISED REFLECTIVE PAVEMENT MARKERS



FULL SIZE PLANS HAVE BEEN PREPARED USING STANDARD ENGINEERING SCALES, REDUCED SIZED PLANS WILL NOT CONFORM TO STANDARD SCALES, IN MAKING MEASUREMENTS ON REDUCED PLANS, THE ABOVE SCALES MAY BE USED.

MICROFILMED _____
 REEL NUMBER _____
 AWARDED _____
 RESIDENT ENGINEER _____
 AS BUILT CHANGES WERE MADE
 ON THE FOLLOWING SHEETS _____

JULIE 1-800-892-0123

DISTRICT 3 NO. (815) 434-6131

PROJECT ENGINEER: RICK POWELL
 UNIT CHIEF: BRAD DUNCAN
 TOWNSHIP: KANKAKEE

CONTRACT NO. 66131

8/19/2004 c:\pro\sect\ep05899\cover.stn dgn