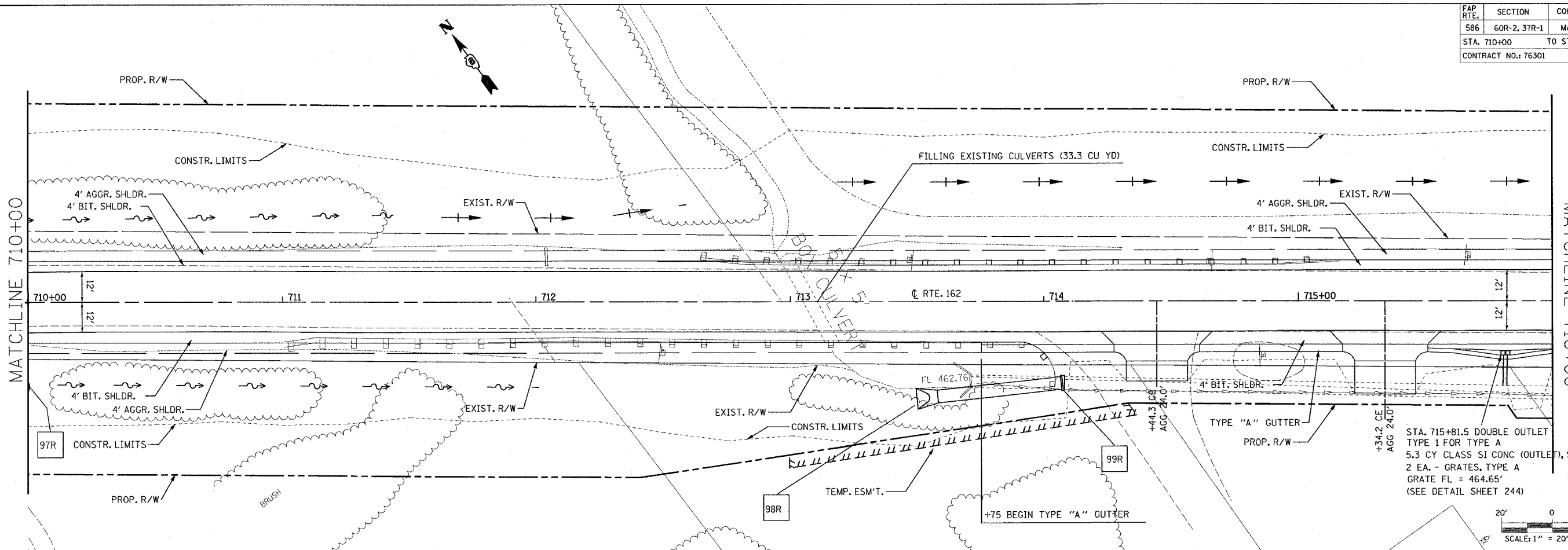
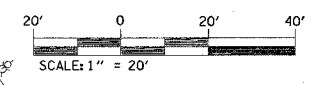


FAP RTE.	SECTION	COUNTY	TOTAL SHEETS	SHEET NO.
586	60R-2, 37R-1	MADISON	502	123
STA. 710+00		TO STA. 716+00		
CONTRACT NO.: 76301				



STA. 715+81.5 DOUBLE OUTLET
 TYPE 1 FOR TYPE A
 5.3 CY CLASS SI CONC (OUTLET), SPECIAL
 2 EA. - GRATES, TYPE A
 GRATE FL = 464.65'
 (SEE DETAIL SHEET 244)

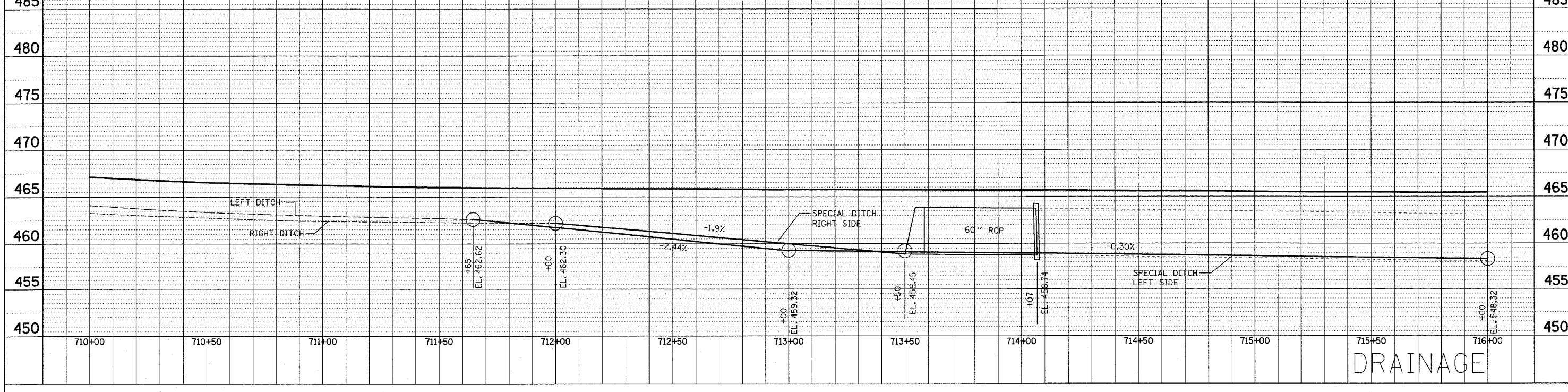


PLAN
 SURVEYED BY: _____
 PLOTTED BY: _____
 CHECKED BY: _____
 DATE: _____

PROFILE
 SURVEYED BY: _____
 PLOTTED BY: _____
 CHECKED BY: _____
 DATE: _____

END SECTIONS						
NO.	STATION	OFFSET	END SEC. 30"	END SEC. 60"	PIPE COLLAR	U.S. ELEV. D.S. ELEV.
98R	713+50.0	38.0' RT.		1		459.45
99R	714+07.0	32.0' RT.			1	458.74
71L	100+33.80	116.79' LT.				457.55
72L	100+53.17	39.88' RT.				456.10

PIPE CULVERTS				
NO.	PIPE CULVERT CLASS D, T-1	PIPE CULVERT CLASS D, T-1	PIPE CULVERT CLASS D, T-1	GRADE
98R-99R	24"	30"	60"	-1.23%
71L-72L			153'	-0.95%



DRAINAGE