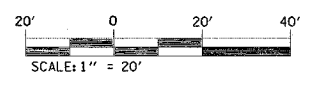
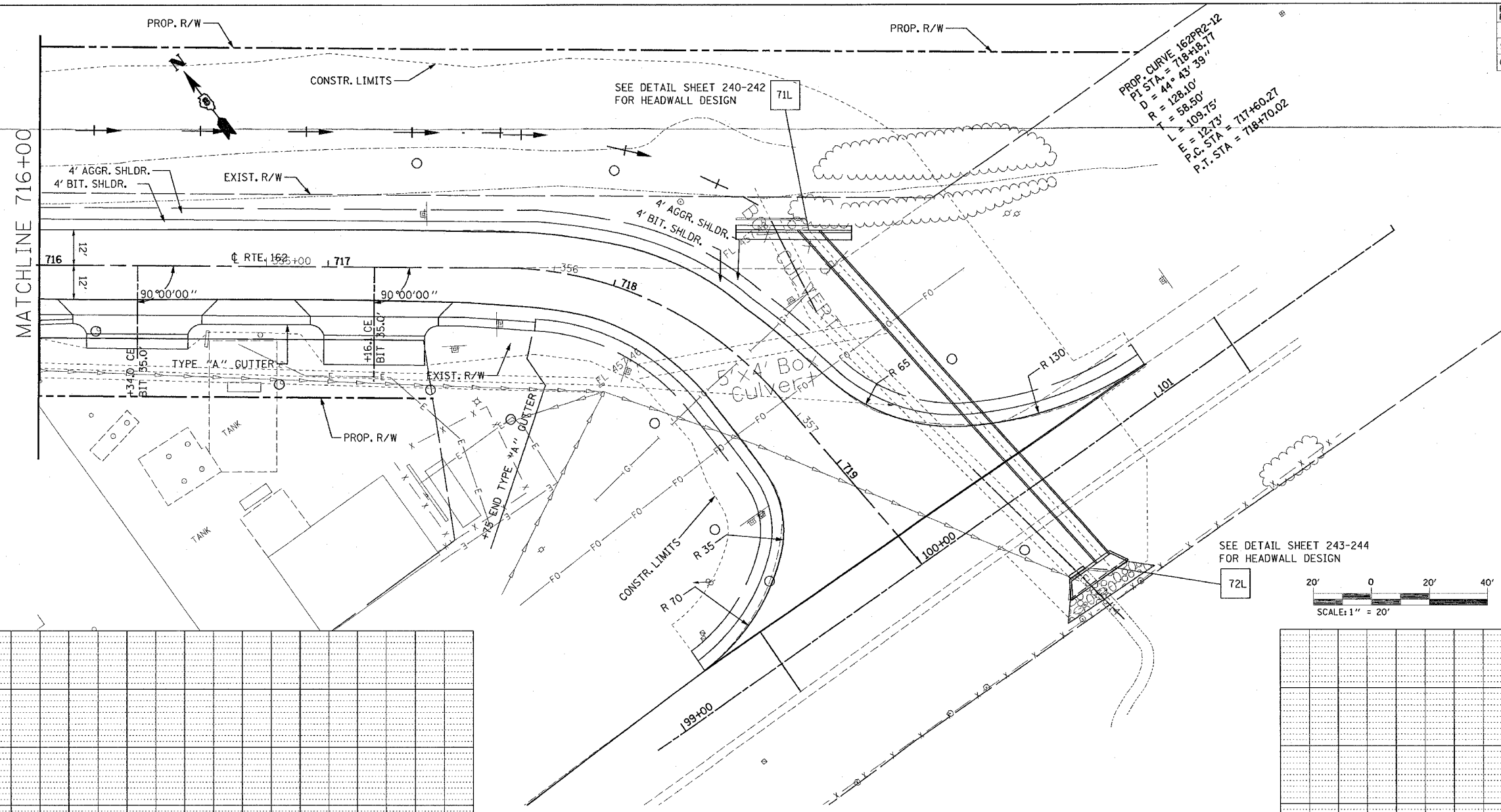


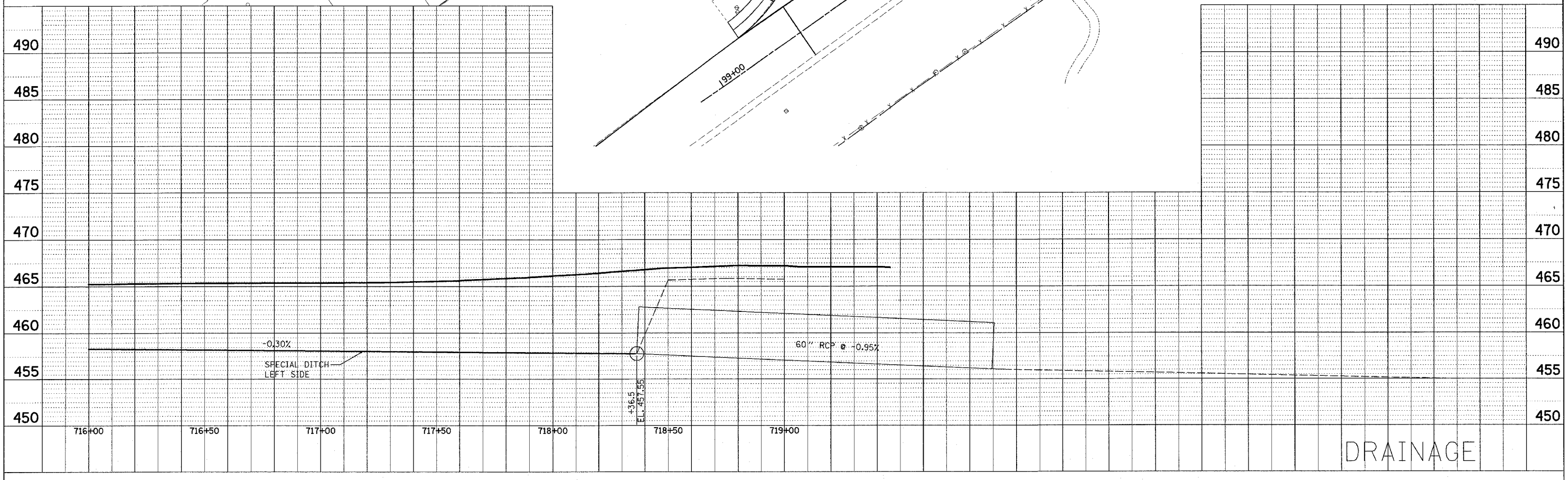
FAP RTE.	SECTION	COUNTY	TOTAL SHEETS	SHEET NO.
586	60R-2, 37R-1	MADISON	502	124
STA. 716+00 TO STA. 719+45.59			CONTRACT NO.: 76301	

PROP. CURVE 162PRQ-12
 P.I. STA. = 718+18.77
 D = 44' 43" 59"
 R = 128.10'
 L = 58.50'
 E = 109.75'
 P.C. STA = 717+60.27
 P.T. STA = 718+10.02



PLAN	SUBMITTED	DATE
	PLOTTED	BY
	CHECKED	
	REVISIONS	
	NO. OF REVISIONS	
	DATE	
	BY	
	NO.	

PROFILE	SUBMITTED	DATE
	PLOTTED	BY
	CHECKED	
	REVISIONS	
	NO. OF REVISIONS	
	DATE	
	BY	
	NO.	



DRAINAGE