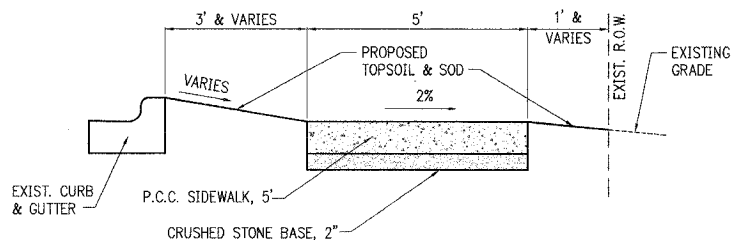
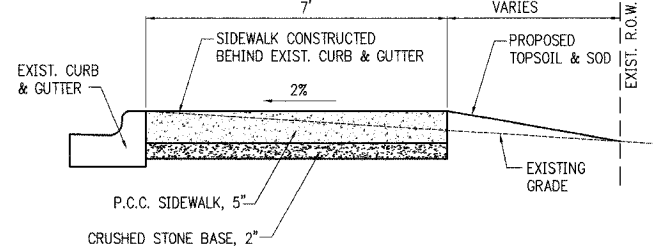


F.A.P. R.T.E.	SECTION	COUNTY	TOTAL SHEETS	SHEET NO.
0311	03-00090-00-SW	DU PAGE	-	3
FEDERAL RD. DIST. NO.		ILLINOIS FEDERAL AID PROJECT		
CONTRACT: 83787				



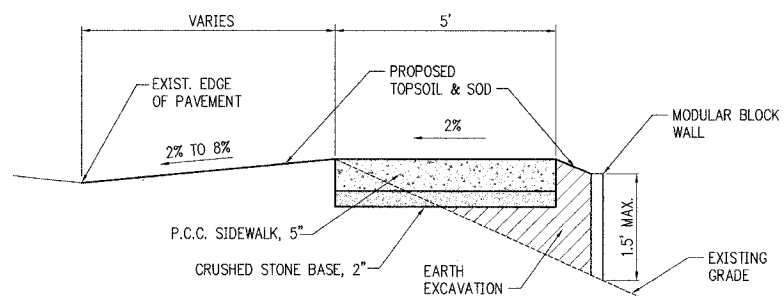
**EXISTING & PROPOSED TYPICAL SECTION**

63rd STREET STA. 151+40 - STA. 153+00



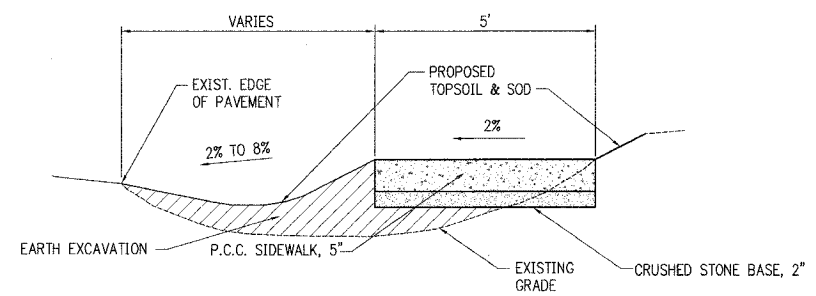
**EXISTING & PROPOSED TYPICAL SECTION**

OGDEN AVE. STA. 24+00 TO 26+50, 100+50 TO 112+50  
 CASS AVE. STA. 50+50 TO 51+30  
 BLACKHAWK DR. STA. 103+25 TO 104+50



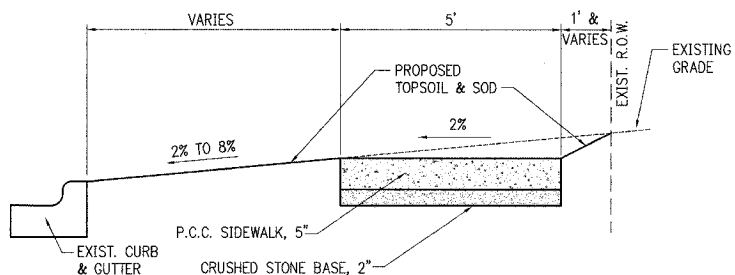
**EXISTING & PROPOSED TYPICAL SECTION**

63rd STREET STA. 114+50 TO 115+00



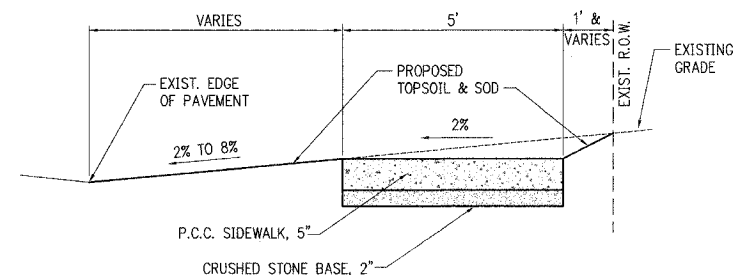
**EXISTING & PROPOSED TYPICAL SECTION**

63rd STREET STA. 150+60 TO 151+40



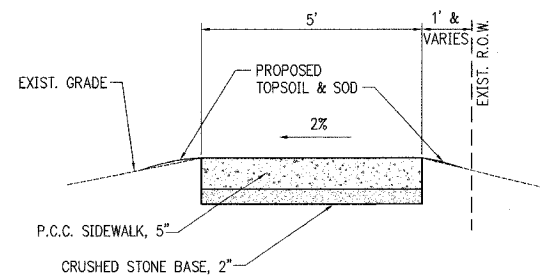
**EXISTING & PROPOSED TYPICAL SECTION**

BLACKHAWK DR. STA. 100+60 TO 103+20, 104+50 TO 105+50  
 CASS AVE. STA. 120+00 - STA. 146+50  
 CHESTNUT AVE. STA. 10+00 - STA. 13+00  
 OGDEN AVE. STA. 70+50 TO 85+00



**EXISTING & PROPOSED TYPICAL SECTION**

63rd STREET STA. 110+00 - STA. 114+50  
 STA. 115+00 - STA. 116+63



**EXISTING & PROPOSED TYPICAL SECTION**

DALLAS STREET STA. 100+00 - STA. 102+89

Scale For Microfilming  
 Millimeters  
 Inches

COPYRIGHT © 2004 BURNS AND MCDONNELL ENGINEERING COMPANY, INC.



date 02/24/04 detailed J. HOLZINGER  
 designed A. BRYANT checked



VILLAGE OF WESTMONT  
 2003 CMAQ SIDEWALK SECTIONS

project 35309 contract  
 drawing - rev. 0  
 sheet 3 of 16 sheets  
 file I:\WESTMONT\35309 2003 CMAQ SIDEWALK\CAD\BID\SECTIONS