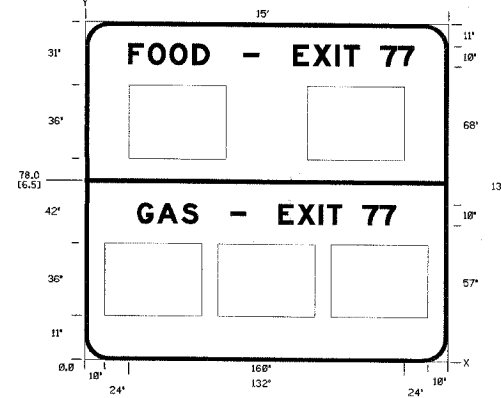


CONTRACT NO. 86603

SIGN DETAIL  
SCALE 1/4" = 1'



SIGN NUMBER	SS 1
WIDTH x HGT.	15' x 13'
BORDER WIDTH	2"
CORNER RADIUS	7"
MOUNTING	GROUND
BACKGROUND	TYPE: REFLECTIVE COLOR: GREEN
LEGEND/BORDER	TYPE: REFLECTIVE COLOR: WHITE

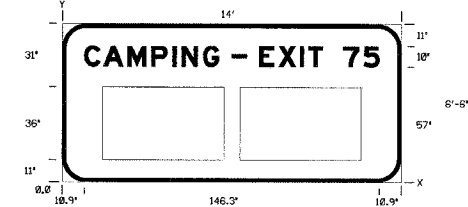
SYMBOL	X	Y	WID	HT
36X48	24.0	19.0	48.0	36.0
36X48	108.0	19.0	48.0	36.0
36X48	122.0	11.0	48.0	36.0
36X48	66.0	11.0	48.0	36.0
36X48	18.0	11.0	48.0	36.0

DIMENSIONS IN INCHES

COORDINATES TO LOWER LEFT CORNERS

Y	FONT	LETTER POSITIONS (X)															HT	LEN	
12.0		F	O	O	D	-	E	X	I	T	7	7						18.0	146.3
EM		21.7	31.1	41.4	52.3	78.5	100.2	108.6	120.3	124.4	141.7	150.3						18.0	146.3
57.0		G	A	S	-	E	X	I	T	7	7						18.0	146.3	
EM		25.9	35.9	46.8	72.2	96.8	105.4	115.1	126.1	137.5	148.1						18.0	146.3	

SIGN DETAIL  
SCALE 1/4" = 1'



SIGN NUMBER	SS 2
WIDTH x HGT.	14' x 6'-6"
BORDER WIDTH	2"
CORNER RADIUS	7"
MOUNTING	GROUND
BACKGROUND	TYPE: REFLECTIVE COLOR: GREEN
LEGEND/BORDER	TYPE: REFLECTIVE COLOR: WHITE

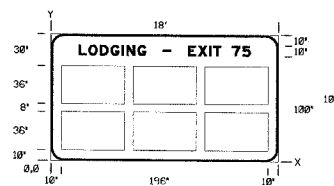
SYMBOL	X	Y	WID	HT
36X60	68.0	11.0	60.0	36.0
36X60	28.0	11.0	60.0	36.0

DIMENSIONS IN INCHES

COORDINATES TO LOWER LEFT CORNERS

Y	FONT	LETTER POSITIONS (X)															HT	LEN				
57.0		C	A	M	P	I	N	G	-	E	X	I	T	7	5						18.0	146.3
EM		18.5	28.2	32.3	44.1	54.6	59.1	67.7	82.9	97.6	107.1	117.7	128.0	129.1	145.2						18.0	146.3

SIGN DETAIL  
SCALE 1/8" = 1'



SIGN NUMBER	SS 3
WIDTH x HGT.	18' x 10'
BORDER WIDTH	2"
CORNER RADIUS	7"
MOUNTING	GROUND
BACKGROUND	TYPE: REFLECTIVE COLOR: GREEN
LEGEND/BORDER	TYPE: REFLECTIVE COLOR: WHITE

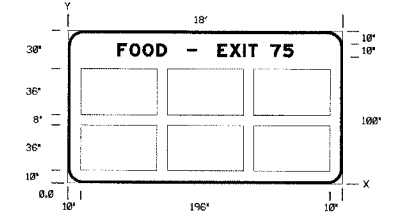
SYMBOL	X	Y	WID	HT
36X60	145.0	18.0	60.0	36.0
36X60	18.0	18.0	60.0	36.0
36X60	78.0	36.0	60.0	36.0
36X60	145.0	54.0	60.0	36.0
36X60	78.0	54.0	60.0	36.0
36X60	18.0	54.0	60.0	36.0

DIMENSIONS IN INCHES

COORDINATES TO LOWER LEFT CORNERS

Y	FONT	LETTER POSITIONS (X)															HT	LEN				
100.0		L	O	D	G	I	N	G	-	E	X	I	T	7	5						18.0	196.1
EM		25.3	35.7	46.6	56.6	67.1	71.7	82.2	108.4	138.2	139.6	158.3	154.3	171.7	181.7						18.0	196.1

SIGN DETAIL  
SCALE 1/8" = 1'



SIGN NUMBER	SS 4
WIDTH x HGT.	18' x 10'
BORDER WIDTH	2"
CORNER RADIUS	7"
MOUNTING	GROUND
BACKGROUND	TYPE: REFLECTIVE COLOR: GREEN
LEGEND/BORDER	TYPE: REFLECTIVE COLOR: WHITE

SYMBOL	X	Y	WID	HT
36X60	78.0	54.0	60.0	36.0
36X60	18.0	54.0	60.0	36.0
36X60	145.0	54.0	60.0	36.0
36X60	145.0	18.0	60.0	36.0
36X60	18.0	18.0	60.0	36.0
36X60	78.0	18.0	60.0	36.0

DIMENSIONS IN INCHES

COORDINATES TO LOWER LEFT CORNERS

Y	FONT	LETTER POSITIONS (X)															HT	LEN	
100.0		O	O	D	-	E	X	I	T	7	5						18.0	196.1	
EM		39.0	48.4	58.7	69.6	93.8	117.5	126.9	137.6	141.7	159.0	169.1						18.0	196.1

ILLINOIS DEPARTMENT OF TRANSPORTATION

SIGN DETAILS  
F.A.I. 80

REVISIONS	NAME

SCALE: NONE  
DATE: 09/04

DRAWN BY: JOK  
CHECKED BY: MTD