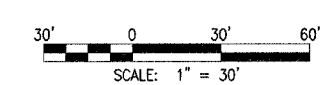
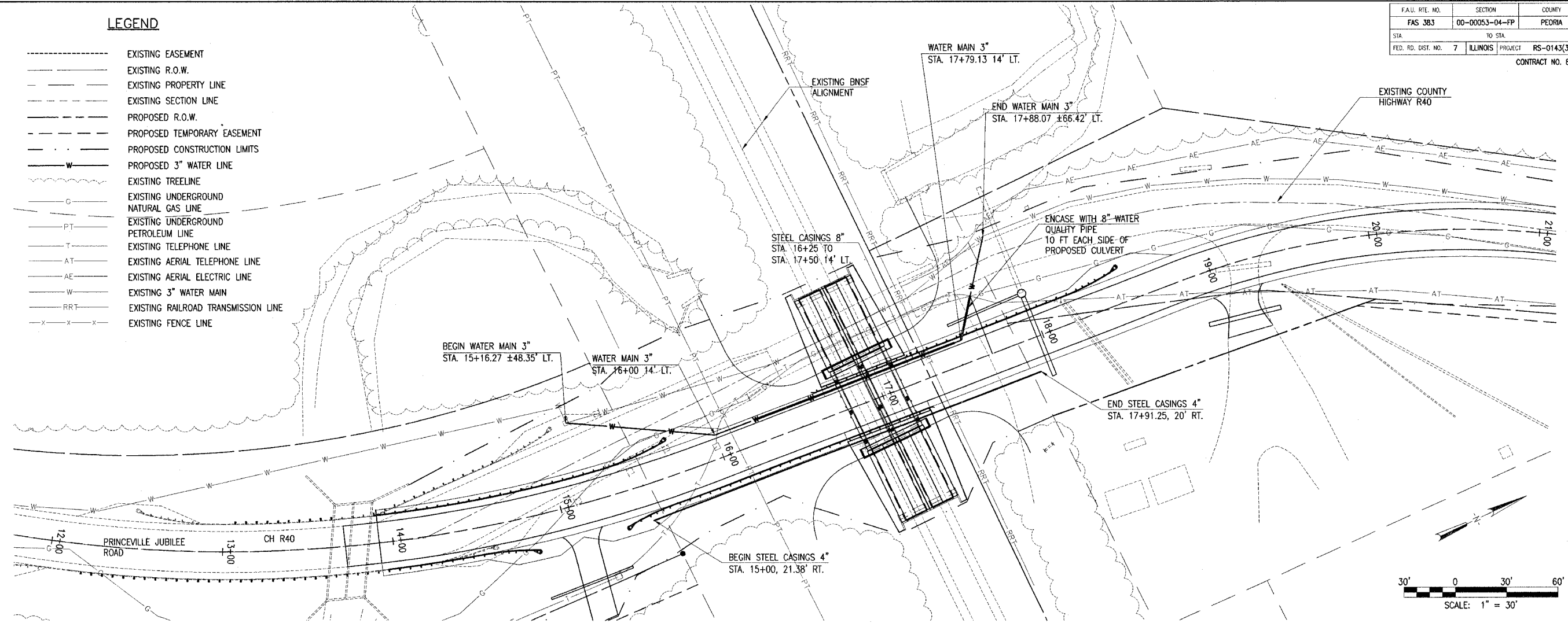


F.A.U. RTE. NO.	SECTION	COUNTY
FAS 383	00-00053-04-FP	PEORIA
STA.	TO STA.	
FED. RD. DIST. NO. 7	ILLINOIS PROJECT	RS-0143(36)
CONTRACT NO. 89360		

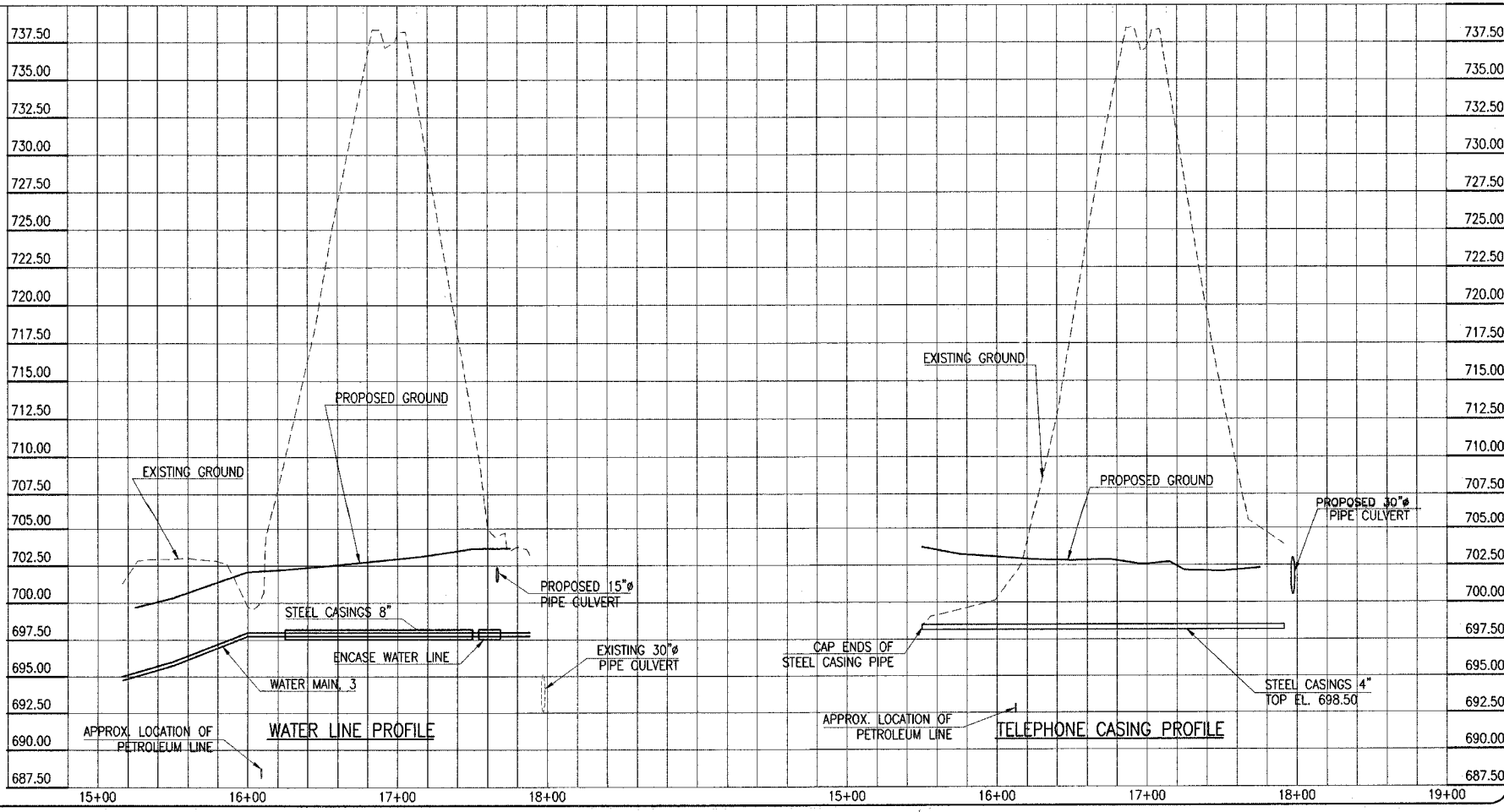
LEGEND

- EXISTING EASEMENT
- EXISTING R.O.W.
- EXISTING PROPERTY LINE
- EXISTING SECTION LINE
- PROPOSED R.O.W.
- PROPOSED TEMPORARY EASEMENT
- PROPOSED CONSTRUCTION LIMITS
- W ----- PROPOSED 3" WATER LINE
- EXISTING TREELINE
- G ----- EXISTING UNDERGROUND NATURAL GAS LINE
- PT ----- EXISTING UNDERGROUND PETROLEUM LINE
- T ----- EXISTING TELEPHONE LINE
- AT ----- EXISTING AERIAL TELEPHONE LINE
- AE ----- EXISTING AERIAL ELECTRIC LINE
- W ----- EXISTING 3" WATER MAIN
- RRT ----- EXISTING RAILROAD TRANSMISSION LINE
- X ----- EXISTING FENCE LINE



NOTES

1. ALL PERMITS AND COSTS NECESSARY TO CONSTRUCT THE WATER LINE ARE THE RESPONSIBILITY OF THE CONTRACTOR.
2. ALL WATER MAIN CONSTRUCTION SHALL BE IN ACCORDANCE WITH THE LATEST STANDARD SPECIFICATIONS FOR WATER AND SEWER MAIN CONSTRUCTION IN ILLINOIS.
3. ALL WATER MAIN PIPE SHALL BE PVC, ANWA STANDARD C900, WITH ELASTOMERIC SEALS (GASKETS) COMPLYING WITH ASTM F 477.
4. CONCRETE THRUST BLOCKS SHALL BE PROVIDED AT ALL PRESSURE PIPE MAIN TEES, CAPS, VALVES, AND BENDS 11-1/4 DEGREES OR GREATER.
5. TESTING: A MINIMUM OF 24 HOUR NOTICE SHALL BE GIVEN TO THE VILLAGE OF PRINCEVILLE PRIOR TO THE FOLLOWING TESTING OF WATER MAIN:
 - A. AIR PRESSURE TESTS
 - B. DISINFECTION OF WATER MAIN
6. A SHUTOFF VALVE IS LOCATED APPROXIMATELY 300 YARDS NORTH OF THE RAILROAD VIADUCT. CONTACT CHAD GARDNER AT THE VILLAGE OF PRINCEVILLE (385-4765) FOR EXACT LOCATION.
7. WATER MAIN SHALL BE CONSTRUCTED WITH AS LITTLE DISRUPTION OF SERVICE AS POSSIBLE. PROPERTY OWNERS TO THE SOUTH SHALL BE NOTIFIED AT LEAST 48 HOURS PRIOR TO SHUTTING OFF WATER OR A BOIL ORDER BEING PUT INTO AFFECT.
8. ADJUST PROPOSED WATER MAIN PROFILE AS NECESSARY TO MEET THE REQUIREMENTS OF THE STANDARD SPECIFICATIONS FOR WATER AND SEWER MAIN CONSTRUCTION IN ILLINOIS.
9. WHERE IT IS IMPOSSIBLE TO MEET HORIZONTAL AND VERTICAL SEPARATION WITH A WATER MAIN OR A WATER SERVICE LINE, A CASING PIPE OF WATER MAIN MATERIAL SHALL BE CONSTRUCTED IN ACCORDANCE WITH THE LATEST STANDARD SPECIFICATIONS FOR WATER AND SEWER MAIN CONSTRUCTION IN ILLINOIS. COST SHALL BE INCLUDED IN WATER MAIN, 3".
10. WATER MAIN SHALL HAVE A MINIMUM OF 4 FT OF COVER.
11. THE CONTRACTOR SHALL VERIFY THE LOCATION AND DEPTH OF THE EXISTING WATER LINE AT TIE IN LOCATIONS.
12. STEEL CASING PIPE, 4" SHALL BE CAPPED AT THE ENDS TO PREVENT SOIL FROM ENTERING THE PIPE. COST INCLUDED IN STEEL CASING, 4".
13. PLUG THE ENDS OF THE EXISTING WATER MAIN TO BE ABANDONED. COST INCLUDED IN WATER MAIN 3".



<p style="text-align: center;">REVISION</p> <table border="1" style="width: 100%; border-collapse: collapse;"> <tr> <th style="width: 50%;">DATE</th> <th style="width: 50%;">REVISION</th> </tr> <tr> <td> </td> <td> </td> </tr> </table>	DATE	REVISION			<p style="text-align: center;">PEORIA COUNTY</p> <p style="text-align: center;">96P9008A Plan Name: C-301WAT.DWG Scale: 1"=30' Date: 12/16/2004</p> <table border="1" style="width: 100%; border-collapse: collapse;"> <tr> <td>LAYOUT</td> <td>09/24/03</td> </tr> <tr> <td>DRAWN</td> <td>RLA 12/16/04</td> </tr> <tr> <td>REVIEWED</td> <td>CAL 12/16/04</td> </tr> </table> <p style="font-size: small;">Phone: (309) 691-0902 Fax: (309) 691-1327 www.hanson-inc.com Offices Nationwide</p> <p style="text-align: center;">HANSON Professional Services Inc. 2900 W. Willow Knolls Road Peoria, Illinois 61614-1129</p> <p style="text-align: center;">UTILITY RELOCATION PLAN</p> <p style="text-align: center;">RELOCATION OF COUNTY HIGHWAY R40 PEORIA COUNTY COUNTY HIGHWAY R40 UNDER BNSF R.R.</p> <p style="text-align: center; font-size: 2em;">8</p> <p style="text-align: center; font-size: small;">8 of 21 sheets</p>	LAYOUT	09/24/03	DRAWN	RLA 12/16/04	REVIEWED	CAL 12/16/04
DATE	REVISION										
LAYOUT	09/24/03										
DRAWN	RLA 12/16/04										
REVIEWED	CAL 12/16/04										