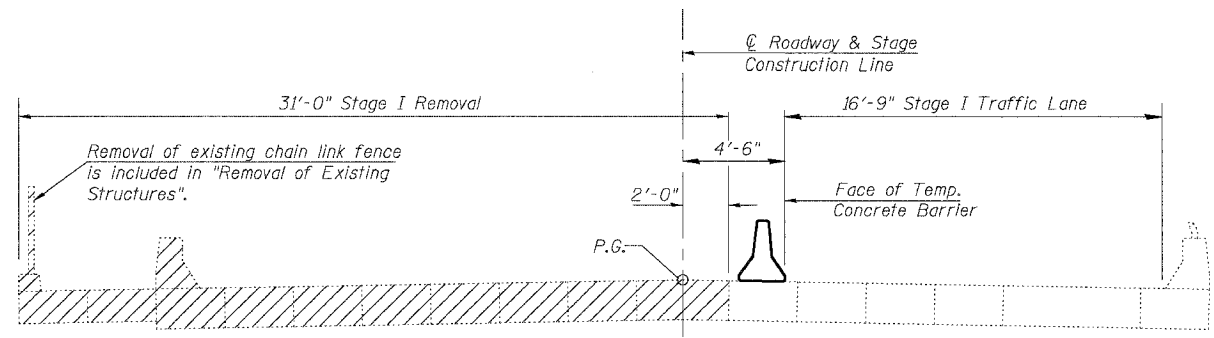
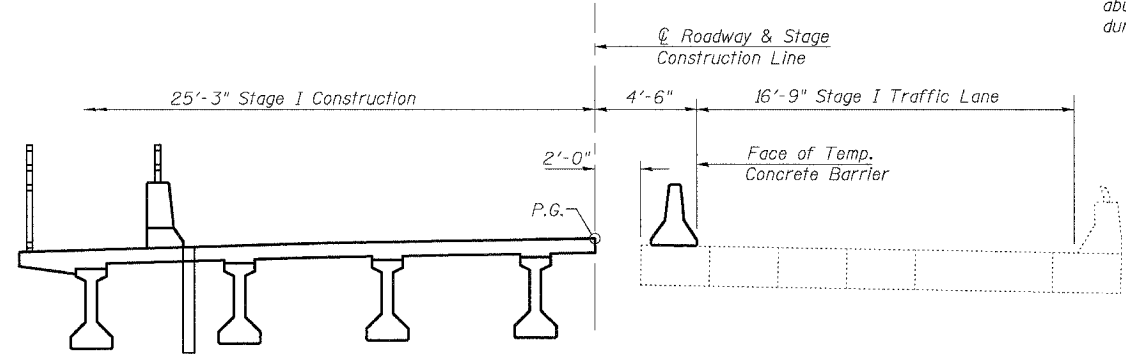


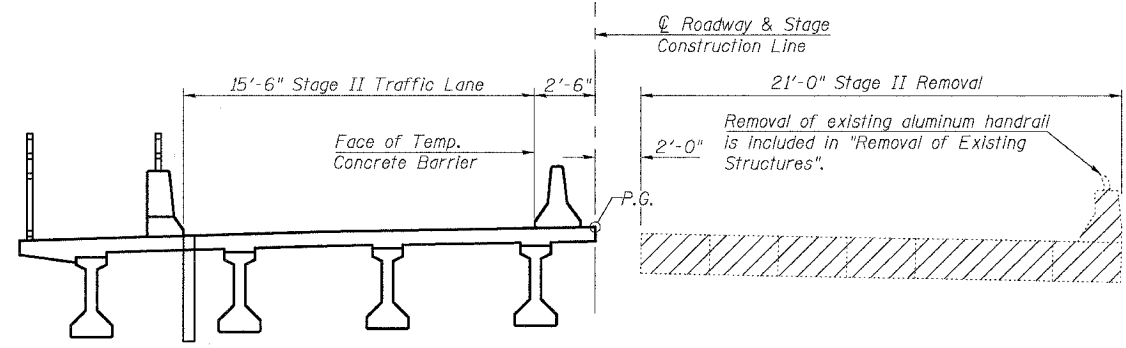
FAP ROUTE	SECTION	COUNTY	TOTAL SHEETS	SHEET NO.	SHEET NO. 3 28 SHEETS
711	115(BY)BR	VERMILION	93	22	
FED. ROAD DIST. NO.	ILLINOIS	FED. AID PROJECT-			
CONTRACT NO. 90843					



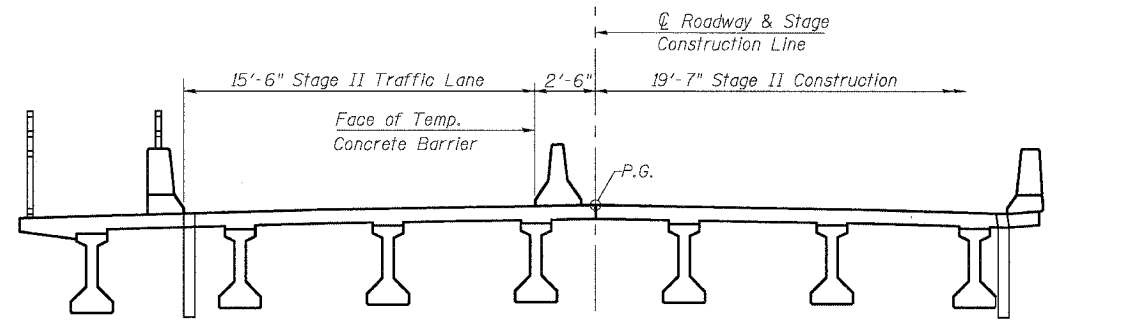
STAGE I REMOVAL
(Looking East)



STAGE I CONSTRUCTION
(Looking East)



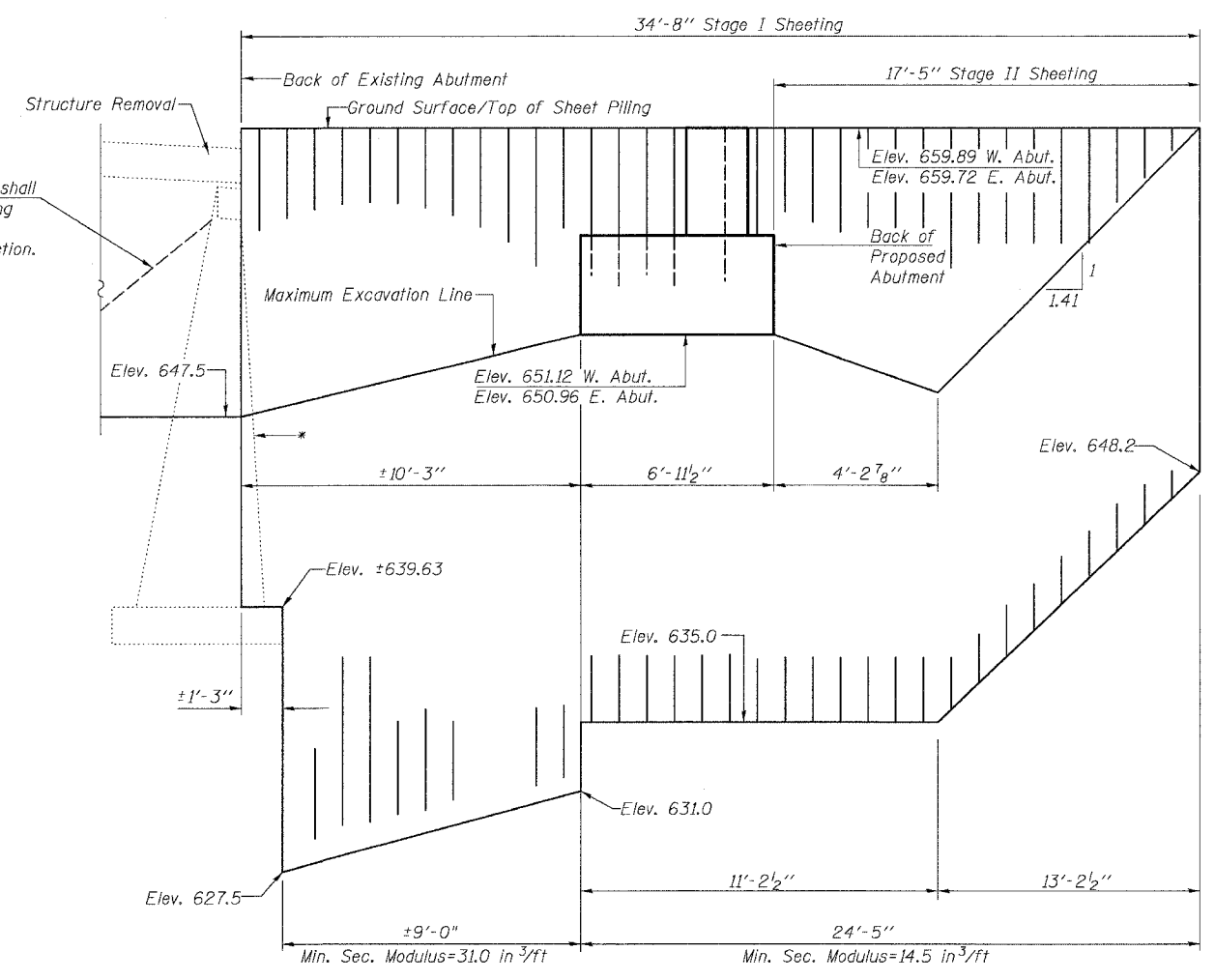
STAGE II REMOVAL
(Looking East)



STAGE II CONSTRUCTION
(Looking East)

A 1:1 slope of the existing ground shall be maintained in front of the existing abutment and into the removal area during Stage I removal and construction.

*Place sheet piling behind abutments to miss existing counterforts.



TEMPORARY SHEET PILING
(West Abut. Looking South, East Abut. Looking North)

"If the Contractor chooses to alter the temporary cantilevered sheet piling design requirements shown on the plans, a design submittal including plan details and calculations will be required for review and acceptance by the Engineer".
"The Contractor shall connect the first sheet to the existing abutment cap to ensure stability of sheets driven to the top of the existing footing. This connection shall be reviewed and accepted by the Engineer and included in the cost for Temporary Sheet Piling".

NOTES

Hatched areas indicate "Removal of Existing Structures".
See Roadway Plans for quantity of Temporary Concrete Barrier.

ILLINOIS DEPARTMENT OF TRANSPORTATION	
SHEET TITLE STAGE CONSTRUCTION DETAILS	
PROJECT US RTE 136 OVER BLUEGRASS CREEK FAP ROUTE 711 SECTION 115(BY)BR VERMILION COUNTY STATION 236+24.70 STRUCTURE NUMBER 092-0200	PROJECT NO. 01054 DATE 05/18/04 DRAWN BY TFG CHECKED BY KPS/CME/MCB DRAWING NO. 3
COOMBE-BLOXDORF P.C. Engineers / Land Surveyors Springfield, Illinois Design Firm License No. 184-002703	
OF 28 SHTS	