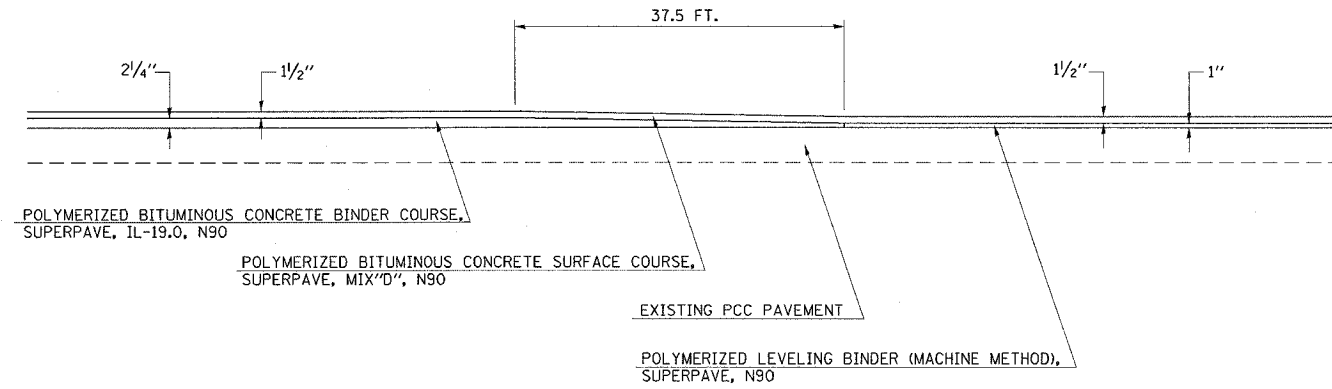



**DETAIL OF RUNDOWN BETWEEN MAINLINE AND RAMPS**

SR 121



**DETAIL OF SIDEROAD BUTT JOINT**

(CONCRETE)

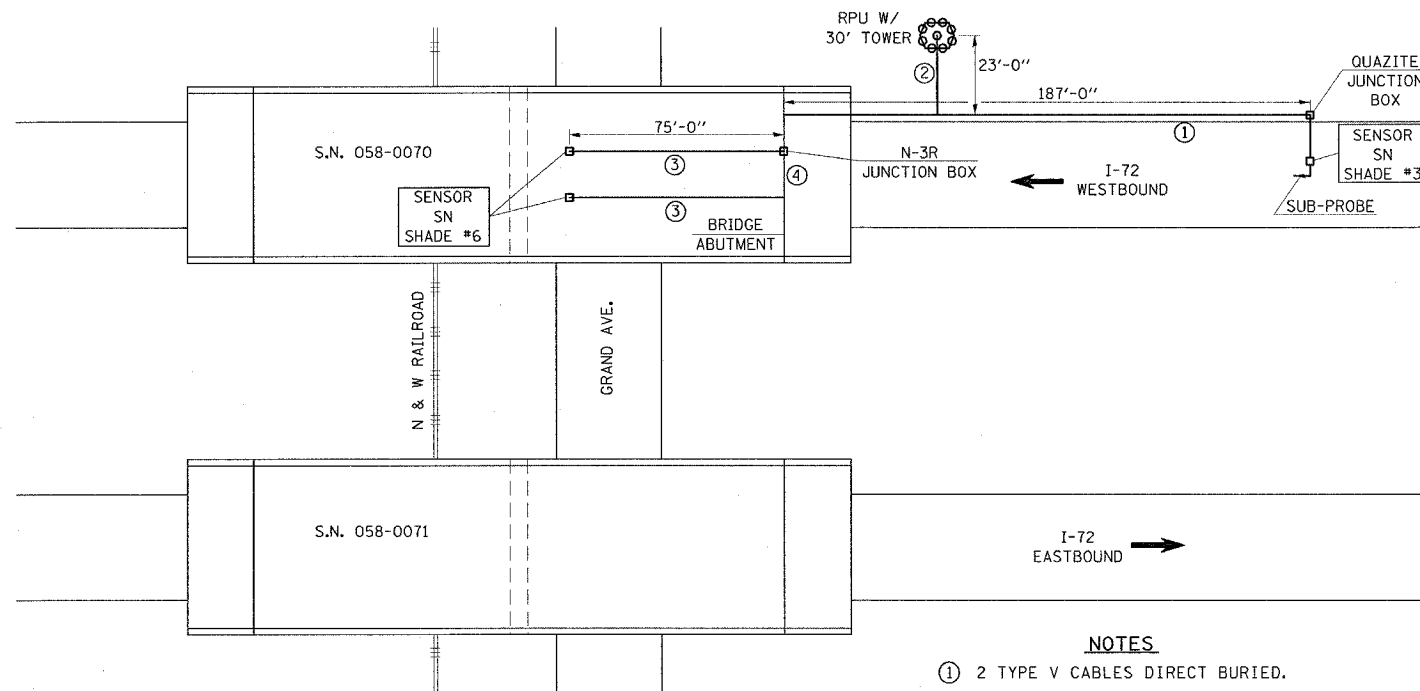


F.A.I. RTE.	SECTION	COUNTY	TOTAL SHEETS	SHEET NO.
72	*	MACON	135	114

• (58-62.58-62-1.58-63)RS  
CONTRACT NO. 90879

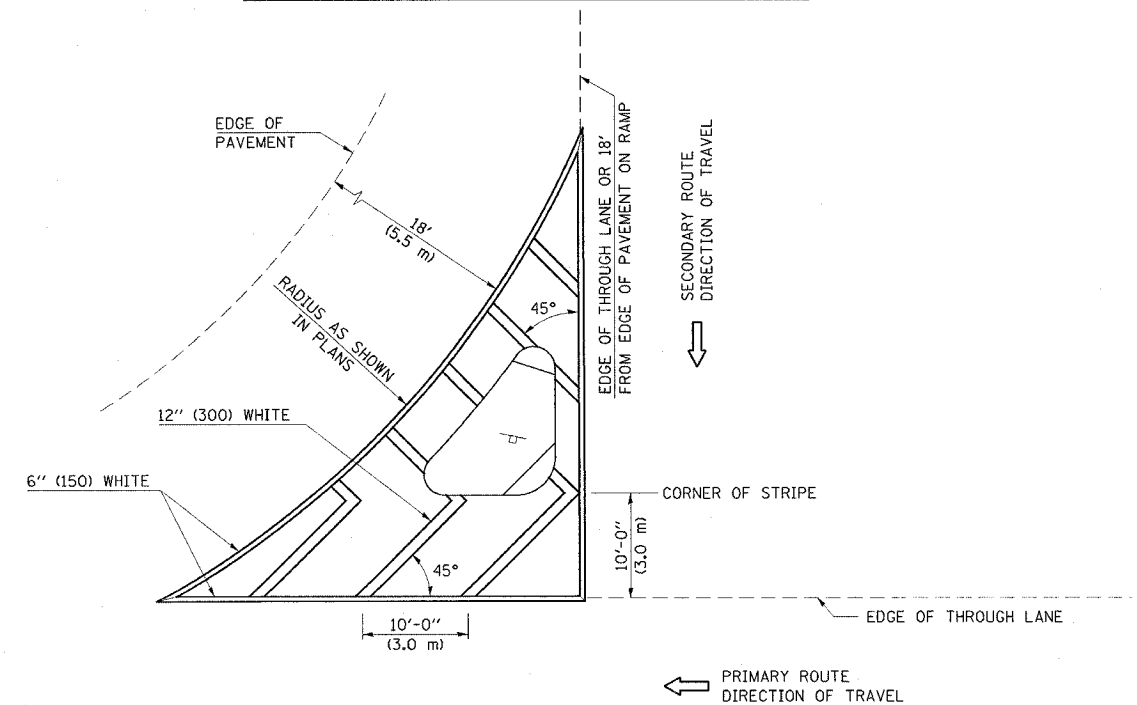
PCC SURFACE REMOVAL - BUTT JOINT

**EXISTING ROADWAY WEATHER INFORMATION SYSTEM**



- NOTES**
- ① 2 TYPE V CABLES DIRECT BURIED.
  - ② 4 TYPE V CABLES DIRECT BURIED.
  - ③ 1 TYPE II CABLE IN 1" GRC CONDUIT MOUNTED ON UNDERSIDE OF BRIDGE.
  - ④ 1 TYPE II CABLE IN 1" GRC CONDUIT MOUNTED ON BRIDGE ABUTMENT.

**DETAIL OF TYPICAL PAINTED ISLAND**



	NAME	DATE	REVISIONS	
			NAME	DATE
DESIGNED	C.K.P.	11-97	J.L.A.	06/03
CHECKED	D.L.P.	11-97		
CADD NO.	F-5.15			

ALL DIMENSIONS ARE IN INCHES (MILLIMETERS) UNLESS OTHERWISE SHOWN.