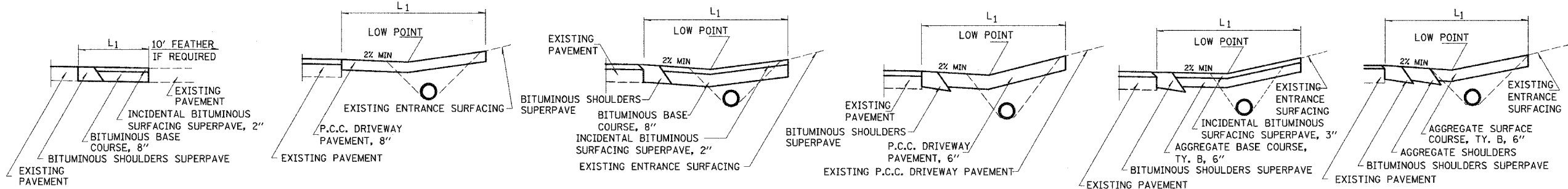
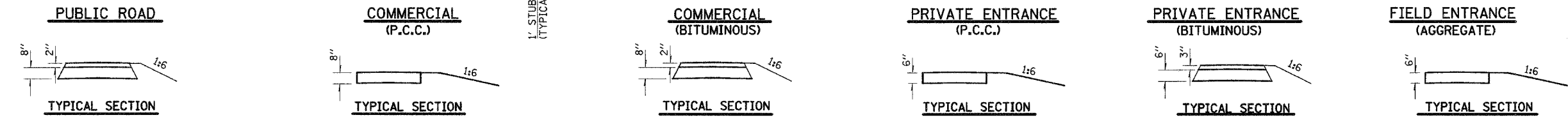
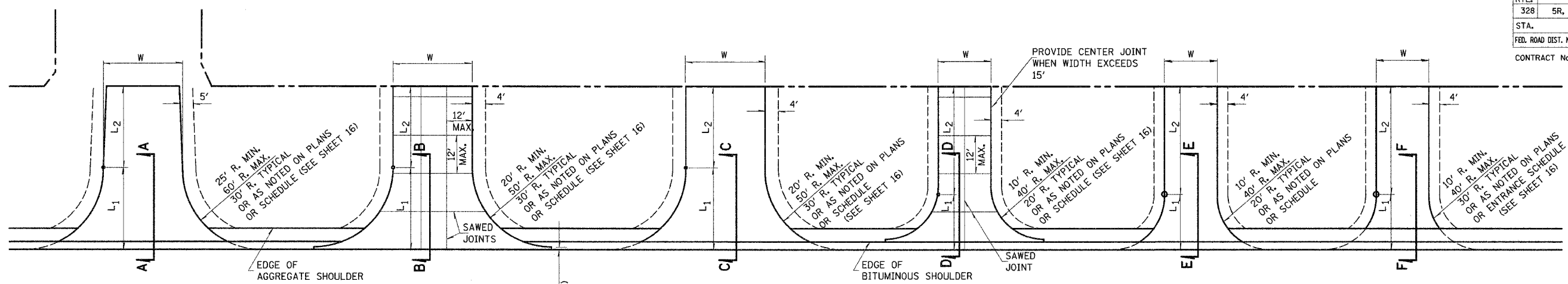


F.A.P. RTE.	SECTION	COUNTY	TOTAL SHEETS	SHEET NO.
328	5R, Y, RS-1	CLAY	376	62
STA.		TO STA.		
FED. ROAD DIST. NO. 1		ILLINOIS FED. AID PROJECT		
CONTRACT No 94367				



NOTES

L₁ = DISTANCE FROM EDGE OF PAVEMENT TO RADIUS POINT OR MAXIMUM DISTANCE OF 30'.
L₂ = DISTANCE FROM RADIUS POINT OR MAXIMUM DISTANCE OF 30' FROM EDGE OF PAVEMENT TO R.O.W. LINE
MATERIAL USED TO CONSTRUCT L₂ LENGTH SHALL BE THE SAME TYPE OF MATERIAL AS THE EXISTING ENTRANCE

THE THICKNESS OF THE BITUMINOUS SHOULDERS THROUGH COMMERCIAL ENTRANCES (BITUMINOUS) AND PUBLIC ROADS SHALL BE 10". THE COST OF THE EXTRA THICKNESS SHALL BE INCLUDED WITH THE BITUMINOUS SHOULDERS PAY ITEM.

THE COST OF THE BITUMINOUS MATERIALS AND AGGREGATE (PRIME COAT) FOR ENTRANCES AND PUBLIC ROAD APPROACHES SHALL BE INCLUDED IN THE PAY ITEM INCIDENTAL BITUMINOUS SURFACING.

SEE ENTRANCE SCHEDULES (SHEET 16) FOR THE APPLICABLE ENTRANCE QUANTITIES.

REVISIONS	
NAME	DATE

ILLINOIS DEPARTMENT OF TRANSPORTATION

ENTRANCE DETAILS

SCALE: NO SCALE
DATE: 08-13-99

DRAWN BY: U.J.
CHECKED BY: L.F.S.