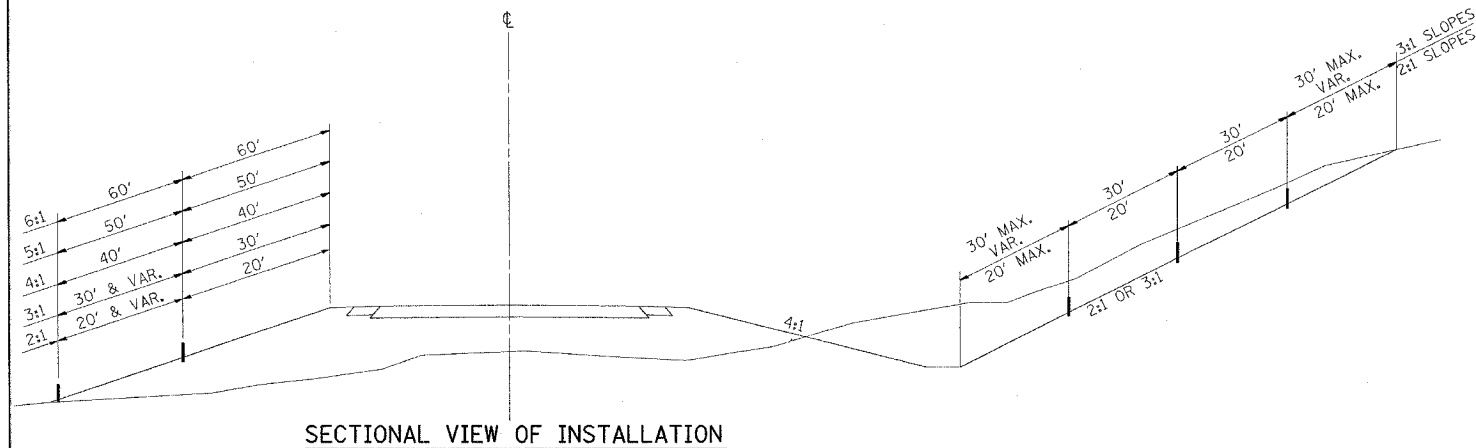


PERIMETER EROSION BARRIER

SEE SCHEDULE SHEETS 56-61 FOR LOCATIONS

& FENCE (EROSION CONTROL)

SEE PLAN SHEETS 109-126, AND SCHEDULE SHEETS 56-61 FOR LOCATIONS

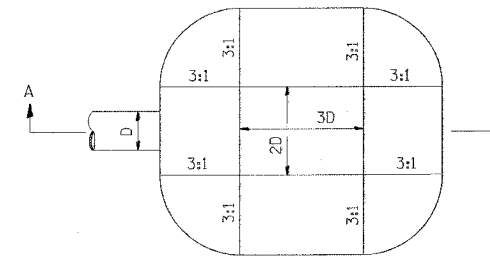


SECTIONAL VIEW OF INSTALLATION

THIS WORK SHALL COMPLY WITH ALL REQUIREMENTS OF SECTION 280 OF THE STANDARD SPECIFICATION FOR TEMPORARY EROSION CONTROL.

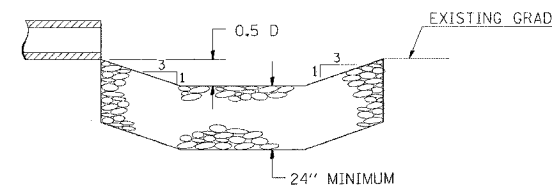
ENERGY DISSIPATOR

F. A. I. NO.	SECTION	COUNTY	TOTAL SHEETS	SHEET NO.
24	*	**	189	171
STA.		TO STA.		
FED. ROAD DIST. NO.		ALLOYS	FED. AID PROJECT	
* X1-2,44(2,3,4)RS,BSMARTFY04-4				
** WILLIAMSON/JOHNSON				
CONTRACT NO. 98758				



D= INSIDE DIAMETER OF PIPE CULVERT OR CLEAR HEIGHT OF BOX CULVERT

PLAN



SECTION A-A

EARTH EXCAVATION FOR ENERGY DISSIPATOR

THIS WORK INVOLVES THE EXCAVATION OF EARTH AS SHOWN IN THE SKETCH TO THE LENGTH, WIDTH, AND DEPTH AS SPECIFIED. THE EARTH EXCAVATION WILL BE UTILIZED IN THE ROADWAY EMBANKMENT OR WASTED AS DIRECTED BY THE ENGINEER.

EARTHWORK WILL BE CONSIDERED INCLUDED IN THE COST OF THE RIPRAP.

ENERGY DISSIPATOR IS TO BE CONSTRUCTED AT THE LOCATION INDICATED ON THE PLAN SHEETS.

RIPRAP FOR ENERGY DISSIPATOR

RIPRAP FOR ENERGY DISSIPATOR SHALL BE CONSTRUCTED IN ACCORDANCE WITH SECTION 281 OF THE STANDARD SPECIFICATIONS EXCEPT AS REVISED HEREIN.

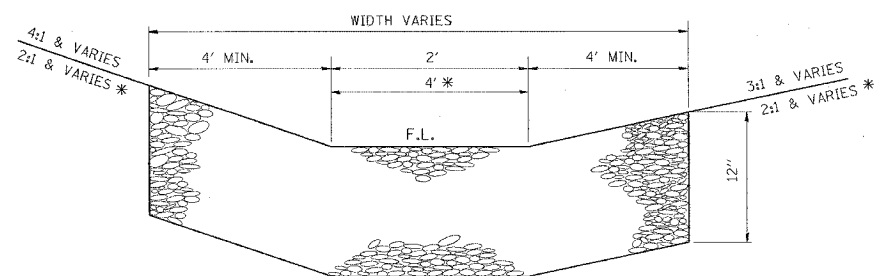
THE LENGTH, WIDTH, AND DEPTH FOR RIPRAP PLACEMENT SHALL BE AS SPECIFIED IN THESE DETAILS, UNLESS OTHERWISE INDICATED IN THE PLANS.

THE RIPRAP FOR THE ENERGY DISSIPATOR SHALL BE PAID FOR AT THE CONTRACT UNIT PRICE PER SQUARE YARD FOR **STONE DUMPED RIPRAP, CLASS A4**

FILTER FABRIC AND BEDDING MATERIAL AS SPECIFIED IN SECTION 281 OF THE STANDARD SPECIFICATIONS WILL NOT BE REQUIRED.

REVISIONS	
REDRAWN	2-15-89
REVISED	11-3-93
REVISED	8-15-94
STD 9-6	

TYPICAL DETAIL OF STONE RIPRAP DITCH LINING



NOTES

THIS WORK INCLUDES THE EARTH EXCAVATION REQUIRED TO PLACE THE RIPRAP AS SHOWN. THE MATERIAL RESULTING FROM THE EARTH EXCAVATION SHALL BE PLACED IN THE ROADWAY EMBANKMENT, OR WASTED AS DIRECTED BY THE ENGINEER. THE EARTHWORK SHALL BE CONSIDERED INCLUDED IN THE COST OF THE DITCH.

THE RIPRAP DITCH SHALL BE CONSTRUCTED AT THE LOCATIONS SHOWN IN THE PLANS OR AS DIRECTED BY THE ENGINEER. CONSTRUCTION OF THE STONE RIPRAP DITCH SHALL CONFORM TO THE REQUIREMENTS FOR CLASS A3 RIPRAP AS INDICATED IN SECTION 281 OF STANDARD SPECIFICATIONS.

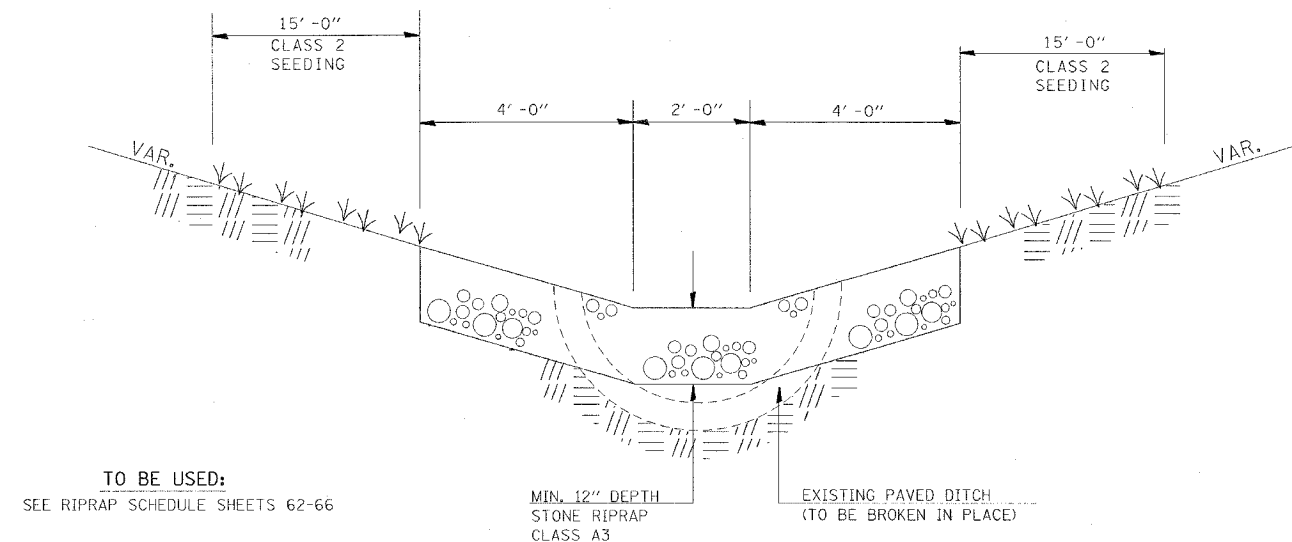
THIS WORK SHALL BE PAID FOR AT THE CONTRACT UNIT PRICE PER TON FOR **STONE RIPRAP, CLASS A3**, WHICH PRICE SHALL INCLUDE ALL MATERIAL, LABOR AND EQUIPMENT TO COMPLETE THE WORK IN PLACE AS SHOWN.

THE WIDTH OF THE RIPRAP DITCH WILL BE AS SPECIFIED IN THE PLANS OR AS DIRECTED BY THE ENGINEER.

* FOR USE AT LT. STA. 115+35 (WBL) MP 9.5

DETAIL STONE RIPRAP DITCH

(ON EXISTING PAVED DITCH)



TO BE USED:
SEE RIPRAP SCHEDULE SHEETS 62-66

NOTE: THIS WORK SHALL BE PAID FOR AT THE CONTRACT UNIT PRICE PER TON, FOR **STONE RIPRAP DITCH**, WHICH PRICE SHALL INCLUDE ALL MATERIAL LABOR AND EQUIPMENT TO COMPLETE THE WORK IN PLACE AS SHOWN.

THE FINISHED SIDESLOPES OF THE STONE RIPRAP DITCH SHALL MATCH THE EXISTING GRADE.