* 64(1,2,2-1,3-1,3)RS-1, BSMART FY2002-2
Sheet 5 of 11 sheets

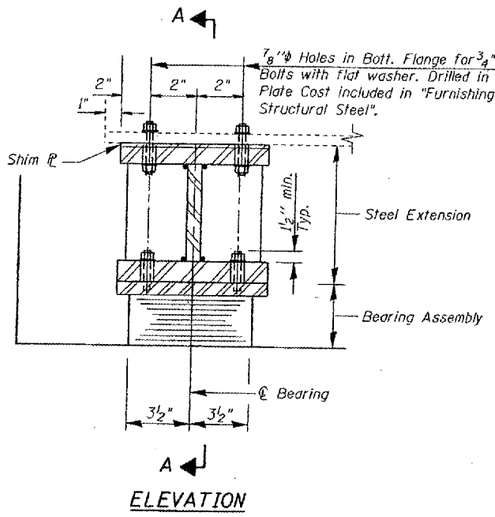

ELEVATION

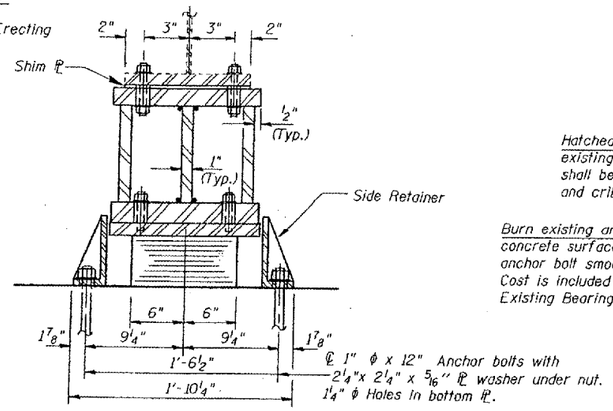

SECTION A-A

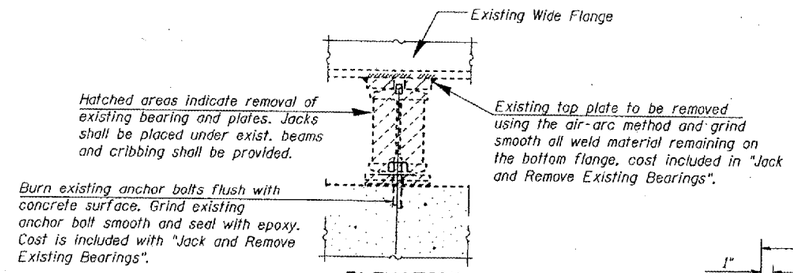

ELEVATION

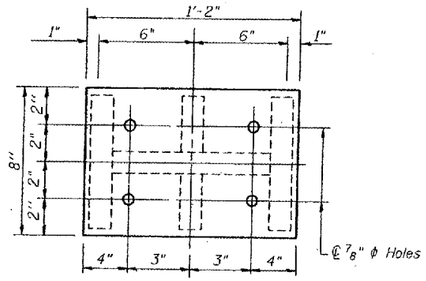

TYPE I ELASTOMERIC BEARING SOUTH ABUT.

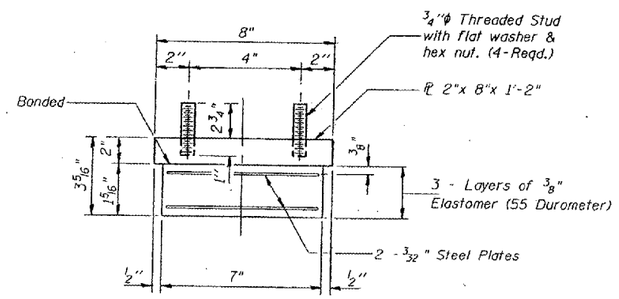

BEARING ASSEMBLY

Note: Shim plates shall not be placed under Bearing Assembly

*INTERIOR BEAM REACTION TABLE

	SERVICE LOADS
R ℙ (K)	17.0
R ℄ (K)	34.5
Imp (K)	10.4
R Total (K)	61.9

* Min. Jack capacity at each Beam shall be 30 Tons.

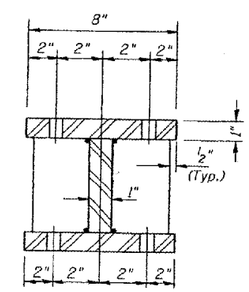

SECTION B-B

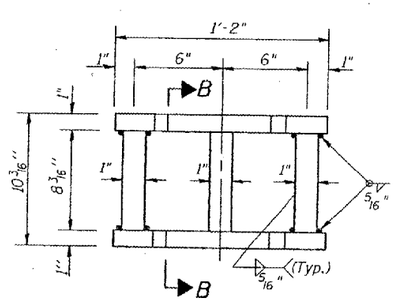

STEEL EXTENSION AT ABUT.

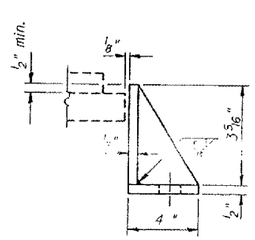

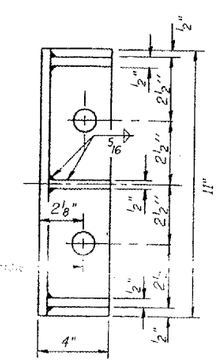

SIDE RETAINER

Equivalent rolled angle with stiffeners will be allowed in lieu of welded plates. Weight included with Structural Steel.

Notes:

Prior to ordering any material, the contractor shall verify in the field all bearing height dimensions.

For anchor bolt installation details see sheet # 8 of 11.

New steel extensions, side retainers, connection bolts, anchor bolts, and shim plates are included in "Furnishing and Erecting Structural Steel".

BILL OF MATERIAL

ITEM	UNIT	TOTAL
ELASTOMERIC BEARING ASSEMBLY TYPE I	EACH	12

DESIGNED	J.C.P.
CHECKED	
DRAWN	T.F.
CHECKED	

RC ENGINEERS, LTD.
CONSULTING ENGINEERS · SPRINGFIELD, ILLINOIS

FOR INFORMATION ONLY:

ELASTOMERIC BE BRIDGE NO. 9 STRUCTURE 064-0030

BRIDGE NO. 10 STRUCTURE 064-0031

SN 064-0030 & SN 064-0031 ELASTOMERIC BEARING TYPE I, PEDESTAL, SOUTH ABUTMENT

Tue Jul 17 15:38:09 2001
c:\projects\bsmart\064-0030\typ\area30_31.dgn LV=1-63