CONTRACT NO.: 98882
ROUTE: VARIOUS
COUNTY: VARIOUS
SECTION: D-9 CONTRACT MAINTENANCE 05-7
SHEET NO.: 54 OF 58

FED. ROAD DIST. NO.	ILLINOIS	FED. AID PROJECT

* 64(1,2,2-1,3-1,3)RS-1. BSMART FY2002-2
Sheet 9 of 12 sheets

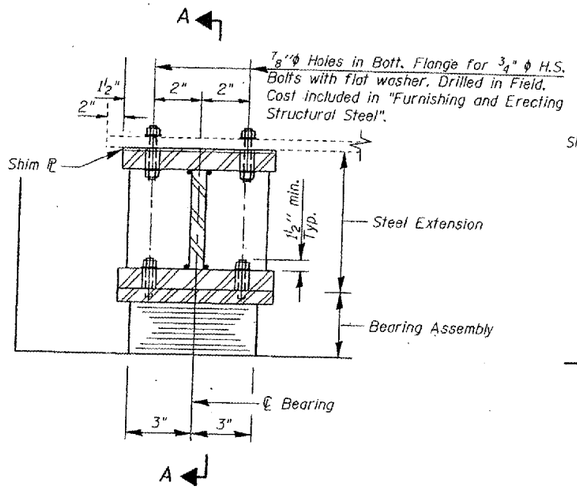

ELEVATION

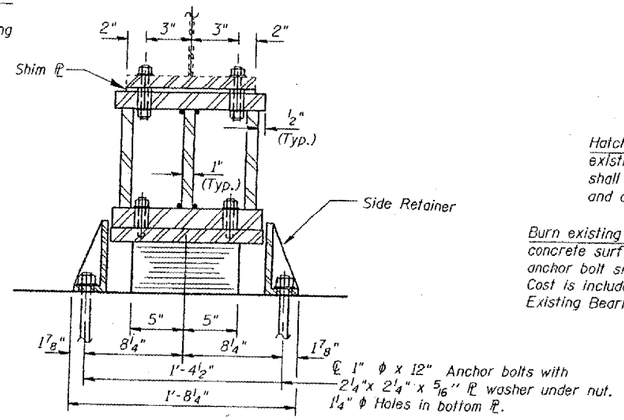

SECTION A-A

TYPE I ELASTOMERIC BEARING NORTH ABUT.

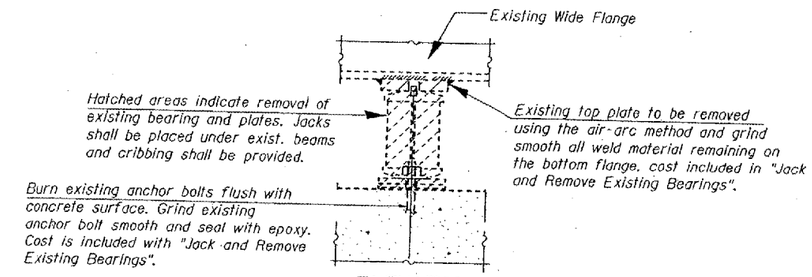

ELEVATION

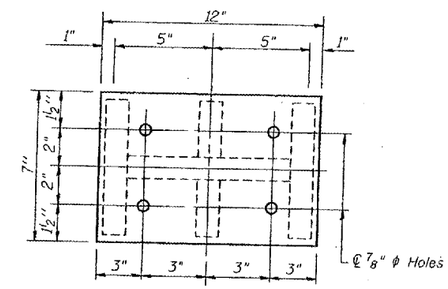

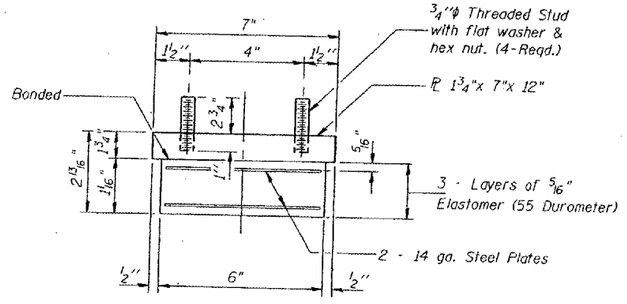

BEARING ASSEMBLY

Note: Shim plates shall not be placed under Bearing Assembly

*INTERIOR BEAM REACTION TABLE

	SERVICE LOADS
R ℙ (K)	10.9
R ℄ (K)	30.8
Imp (K)	9.2
R Total (K)	50.9

* Min. Jack capacity at each Beam shall be 25 Tons.

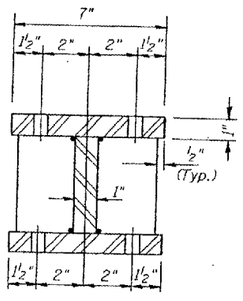

SECTION B-B

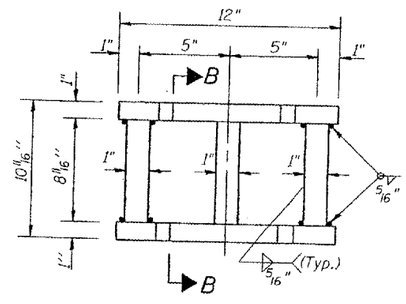

STEEL EXTENSION AT NORTH ABUT.

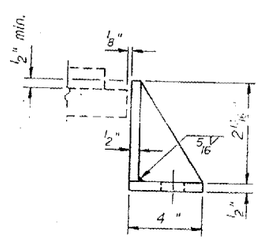

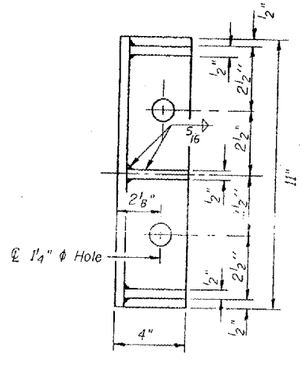

SIDE RETAINER

Equivalent rolled angle with stiffeners will be allowed in lieu of welded plates. Weight included with Structural Steel.

Notes:

Prior to ordering any material, the contractor shall verify in the field all bearing height dimensions.

For anchor bolt installation details see sheet # [illegible]

New steel extensions, side retainers, connection bolts, anchor bolts, and shim plates are included in "Furnishing and Erecting Structural Steel".

BILL OF MATERIAL

ITEM	UNIT	TOTAL
ELASTOMERIC BEARING ASSEMBLY TYPE I	EACH	14

DESIGNED	J.C.P.
CHECKED	
DRAWN	T.F.
CHECKED	

RC ENGINEERS, LTD.
CONSULTING ENGINEERS - SPRINGFIELD, ILLINOIS

FOR INFORMATION ONLY:

ELASTOMERIC BE BRIDGE NO. 13 STRUCTURE 064-0034

Wed Jul 18 09:20:28 2001
c:\projects\bsmart\064-0034\typelbear14.dgn LV=1-63