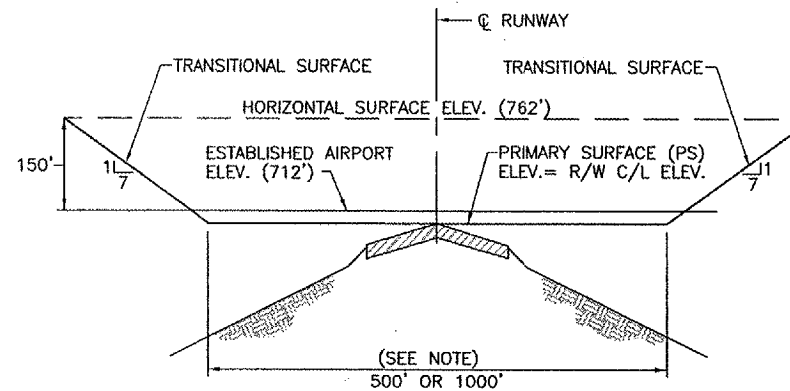


CONSTRUCTION EQUIPMENT AND TRUCK SIGNAL FLAG
 NOT TO SCALE



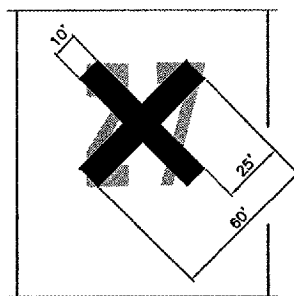
TYPICAL SECTION F.A.R. PART 77 IMAGINARY SURFACES

NO SCALE

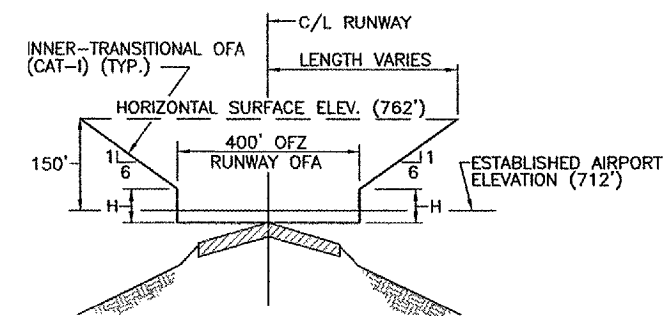
NOTE:
 IMAGINARY SURFACE REQUIREMENTS FOR EXISTING ACTIVE RUNWAYS (R/W) ARE SIMILAR EXCEPT PRIMARY SURFACE (PS) DIMENSIONS VARY
 R/W 18-36 500' PS (250' LT & RT OF C)
 R/W 9-27,15/33 1000' PS (500' LT & RT OF C)

REVISIONS		
NUMBER	BY	DATE

0 1 2
 THIS BAR IS EQUAL TO 2" AT FULL SCALE (34X22).



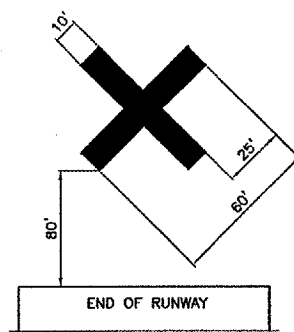
ON PAVEMENT CLOSED RUNWAY MARKER DETAIL
 NOT TO SCALE



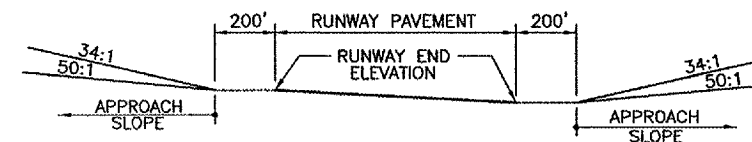
TYPICAL SECTION OBSTACLE FREE ZONE (OFZ)

NO SCALE

RUNWAY	TYPE OF RUNWAY	H (FEET)
9-27	PRECISION (CAT I)	43
15-33	VISUAL	150
18-36		



OFF PAVEMENT CLOSED RUNWAY MARKER DETAIL
 NOT TO SCALE



TYPICAL PROFILE F.A.R. PART 77 IMAGINARY SURFACES

NO SCALE

RUNWAY END	ELEVATION	APPROACH SLOPE
9	707	50:1
27	706	34:1
18	700	20:1
36	700	20:1
15	712	20:1
33	699	20:1

CLOSED RUNWAY MARKER DETAIL NOTES

1. CLOSED RUNWAY MARKERS SHALL BE YELLOW.
2. MARKERS SHALL BE MATERIAL APPROVED BY THE ENGINEER.
3. CONTRACTOR SHALL MAINTAIN AND RELOCATE MARKERS AS SHOWN ON THE PLANS OR AS NEEDED TO FACILITATE CONSTRUCTION
4. MARKERS ON PAVEMENT SHALL BE PLACED OVER EXISTING RUNWAY NUMERALS AS SHOWN.
5. COST OF FURNISHING, INSTALLING, MAINTAINING AND REMOVING MARKERS SHALL BE CONSIDERED INCIDENTAL TO THE CONTRACT.
6. DURING VARIOUS PHASES OF WORK, IT WILL BE NECESSARY TO CLOSE RUNWAYS TO AIR TRAFFIC ON A TEMPORARY BASIS AS COORDINATED WITH THE AIRPORT AND TOWER PERSONNEL. THE CONTRACTOR SHALL MARK THE RUNWAYS TO BE CLOSED BY PLACING A YELLOW CROSS AT THE LOCATION AND DIMENSIONS DETAILED ON THIS SHEET. THE CROSSES ARE SHOWN ON THE RESPECTIVE RUNWAYS ACCORDING TO THE VARIOUS PHASES OF WORK AS DELINEATED IN THE SUGGESTED SEQUENCE OF CONSTRUCTION.

**AURORA MUNICIPAL AIRPORT
 AURORA, ILLINOIS
 CONSTRUCT NORTHEAST QUADRANT APRON,
 CONNECTING TAXIWAY AND RUNWAY 27 STOPWAY**

SEQUENCE OF CONSTRUCTION DETAILS

© Copyright CMT, Inc.
 CMT
 CRAWFORD, MURPHY & TILLY, INC.
 CONSULTING ENGINEERS
 License No. 184-000518



DESIGN BY:	DKP
DRAWN BY:	JRO
CHECKED BY:	MJS
APPROVED BY:	DKP
DATE:	01/26/05
JOB No:	04285-03
ILLINOIS PROJECT: ARR-3442	
A.I.P. PROJECT: 3-17-0003-B30	
FINAL SUBMITTAL	
SHEET	6 OF 39 SHEETS