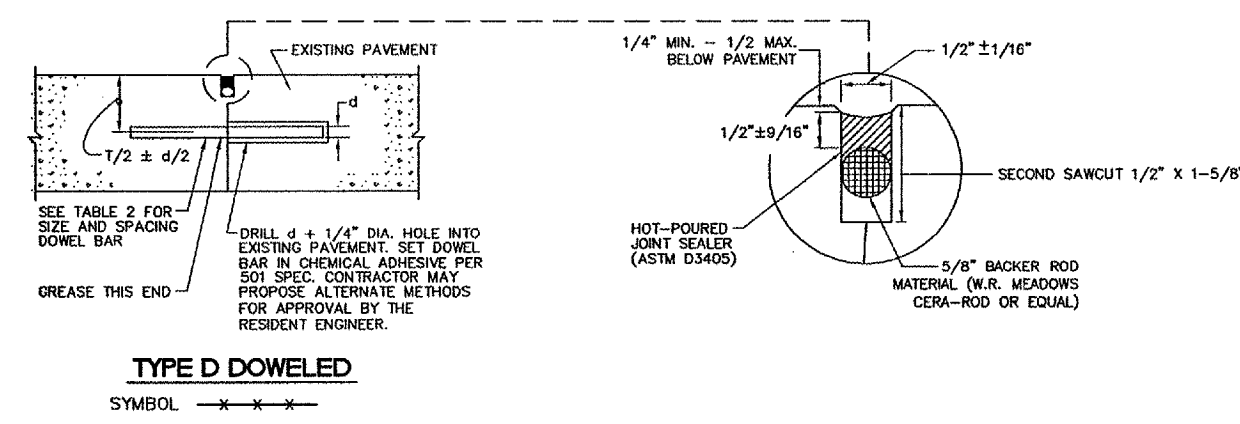
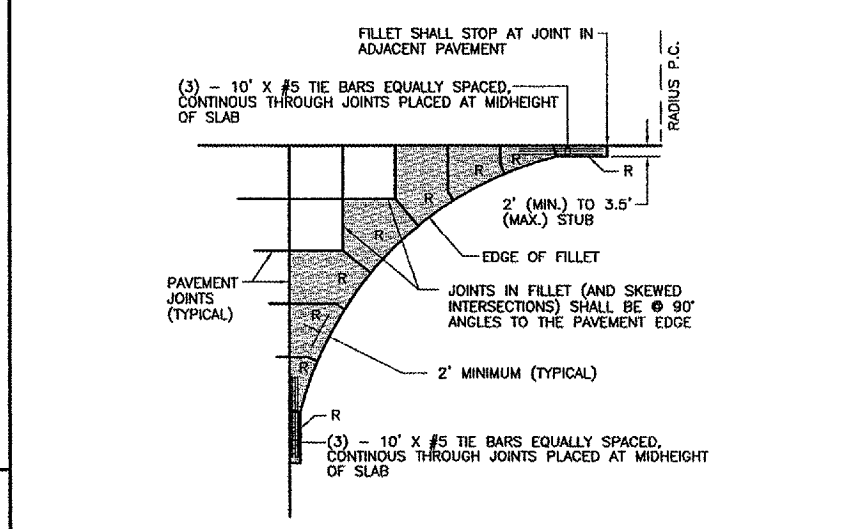


NOTE: CONTRACTOR SHALL HAVE THE OPTION OF USING DETAIL A OR DETAIL B BUT NOT A COMBINATION OF BOTH

CONTRACTION JOINTS

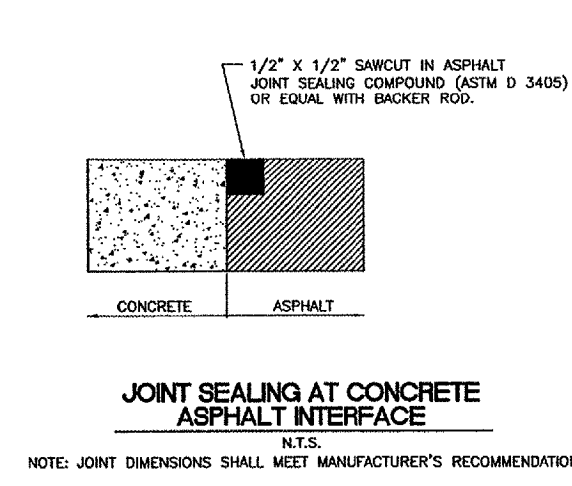
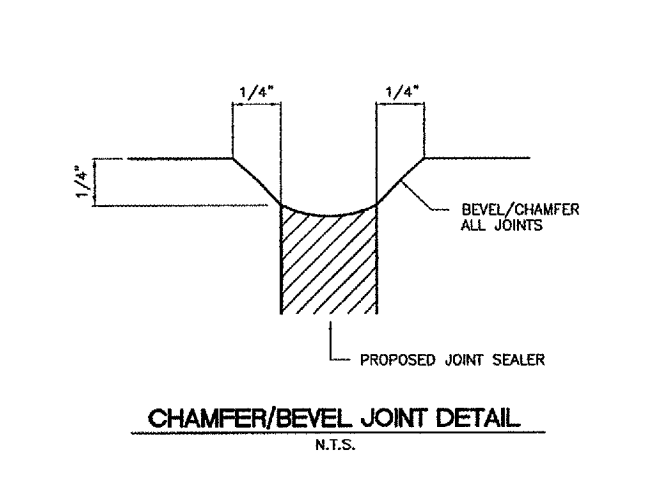


CONSTRUCTION JOINTS

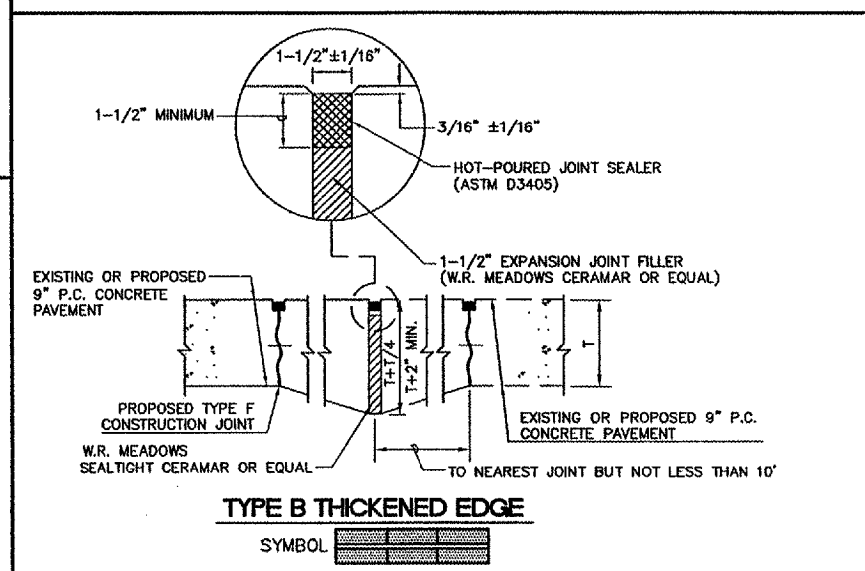
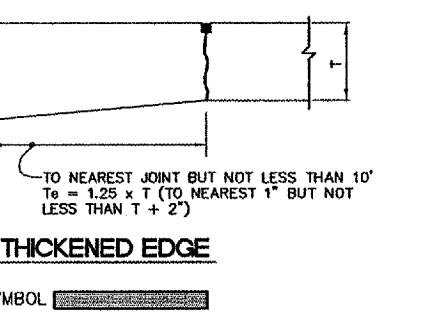
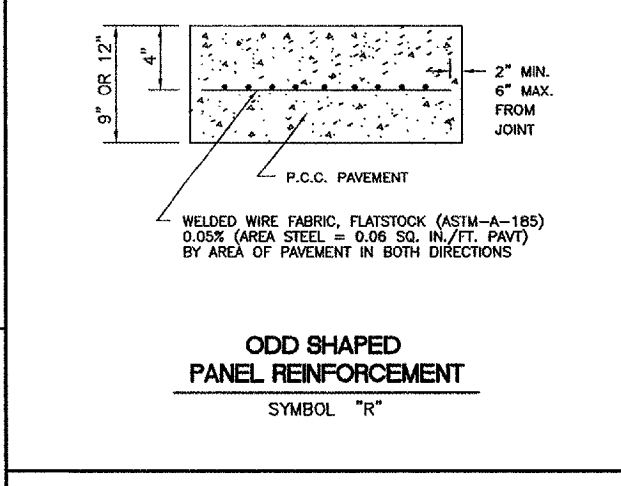


FILLET DETAIL AND FILLET REINFORCING LAYOUT

R DENOTES ODD SHAPED REINFORCED PANELS TO BE REINFORCED WITH DEFORMED WIRE FABRIC AS SHOWN ON THIS SHEET. ALL NON RECTANGULAR SHAPED PANELS SHALL BE REINFORCED. (REINFORCEMENT NOT SHOWN)



NOTE: JOINT DIMENSIONS SHALL MEET MANUFACTURER'S RECOMMENDATION



EXPANSION JOINTS

TABLE 1

PAVEMENT THICKNESS T - INCHES	DEPTH OF CONTRACTION JOINT INITIAL SAW CUT T, INCHES T=(1/4) ± 1/4"
6	1.50"
7	1.75"
8	2.00"
9	2.25"
10	2.50"
11	2.75"
12	3.00"

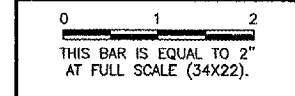
TABLE 2

PAVEMENT THICKNESS T - INCHES	DOWEL BAR DETAILS			TIE BAR DETAILS		
	DIA. (d)	LENGTH	SPACING	BAR SIZE	LENGTH	SPACING
6	3/4"	18"	12"	#5	30"	30"
7	3/4"	18"	12"	#5	30"	30"
8	1"	19"	12"	#5	30"	30"
9	1"	19"	12"	#5	30"	30"
10	1"	19"	12"	#5	30"	30"
11	1"	19"	12"	#5	30"	30"
12	1"	19"	12"	#5	30"	30"

DIMENSION TABLES

REVISIONS

NUMBER	BY	DATE



AURORA MUNICIPAL AIRPORT
 AURORA, ILLINOIS
 CONSTRUCT NORTHEAST QUADRANT APRON,
 CONNECTING TAXIWAY AND RUNWAY 27 STOPWAY
 PAVEMENT JOINTING DETAILS

© Copyright CMT, Inc.
CMT
 CRAWFORD, MURPHY & TILLY, INC.
 CONSULTING ENGINEERS
 License No. 184-000618

DESIGN BY: MJS
 DRAWN BY: JRO
 CHECKED BY: MJS
 APPROVED BY: DKP
 DATE: 01/26/05
 JOB No: 04285-03
 ILLINOIS PROJECT: ARR-3442
 A.I.P. PROJECT: 3-17-0003-B30
FINAL SUBMITTAL
 SHEET 19 OF 39 SHEETS