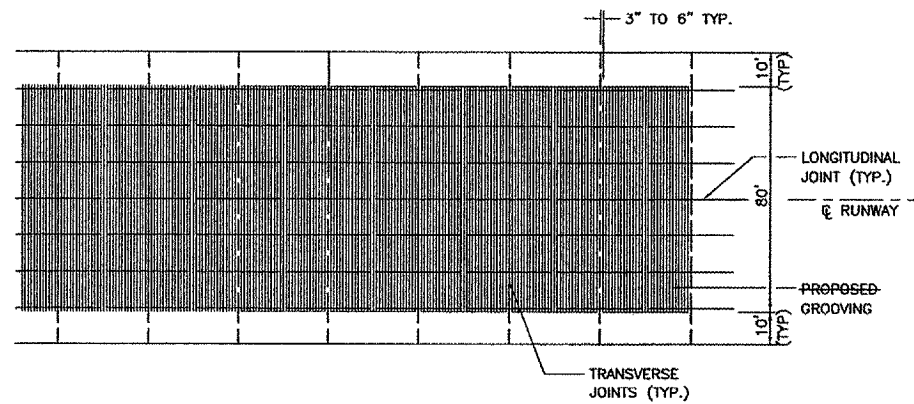
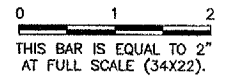


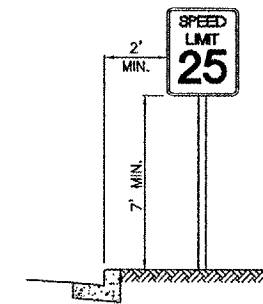
BUTT JOINT DETAIL
NO SCALE

REVISIONS		
NUMBER	BY	DATE

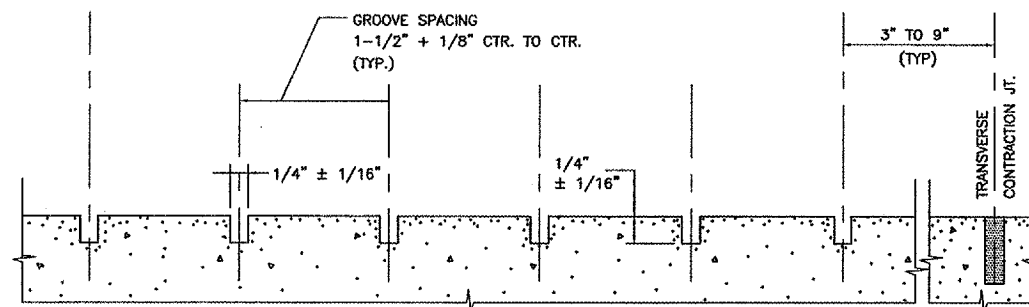


PLAN VIEW
NO SCALE

ROADWAY SIGN SCHEDULE		
STATION OFFSET	SIGN TYPE	QUANTITY
503+00, 15' RT.	W1-4	1
515+00, 15' LT.	W1-4	1
524+50, 15' RT.	W1-2L	1
532+25, 15' LT.	W1-2R	1
543+38 CENTERLINE	W1-6	1
PARKING LOT	R7-8/R1-1	1




POST MOUNTED SIGN LOCATION DETAIL
NO SCALE



GROOVE DIMENSIONS
NO SCALE

GROOVING NOTES

1. TRANSVERSE JOINT SPACING ON RUNWAY 15/33 AND RUNWAY 9/27 IS 15', UNLESS OTHERWISE NOTED ON THE JOINTING PLAN.
2. GROOVING SHALL EXTEND OUTWARD 40' FROM CENTERLINE OF RUNWAY.
3. GROOVING SHALL BE CONTINUOUS ACROSS LONGITUDINAL JOINTS.
4. SUCCESSIVE PASSES OF GROOVING MACHINE SHALL NOT OVERLAP.
5. EXTREME CARE SHOULD BE TAKEN WHEN GROOVING NEAR IN-PAVEMENT LIGHT FIXTURES AND SUBSURFACE WIRING. GROOVES SHALL BE SAWS NO CLOSER THAN 6" AND NO MORE THAN 18" TO SUCH FACILITIES.
6. CLEANUP OF WASTE MATERIAL SHALL BE CONTINUOUS AND TIMELY DURING THE GROOVING OPERATION. WASTE MATERIAL SHALL BE DISPOSED OF OFF AIRPORT PROPERTY.



SIGN LEGEND
NO SCALE

1. ALL SIGNS ARE STANDARD MATERIALS, COLORS AND LETTER STYLE AND SIZE AS SHOWN IN THE "MANUAL OF UNIFORM TRAFFIC CONTROL DEVICES", LATEST EDITION.
2. SIGN R7-1101 (\$100 FINE) TO BE INSTALLED UNDER ALL SIGNS R7-8. (COST INCIDENTAL)

**AURORA MUNICIPAL AIRPORT
 AURORA, ILLINOIS
 CONSTRUCT NORTHEAST QUADRANT APRON,
 CONNECTING TAXIWAY AND RUNWAY 27 STOPWAY**

MISCELLANEOUS DETAILS

© copyright CMT, Inc.
CMT
 CRAWFORD, MURPHY & TILLY, INC.
 CONSULTING ENGINEERS
 License No. 184-000813

DESIGN BY:	ARM
DRAWN BY:	JRO
CHECKED BY:	MJS
APPROVED BY:	DKP
DATE:	01/26/05
JOB No:	04285-03
ILLINOIS PROJECT: ARR-3442 A.I.P. PROJECT: 3-17-0003-B30 FINAL SUBMITTAL	
SHEET 28 OF 39 SHEETS	