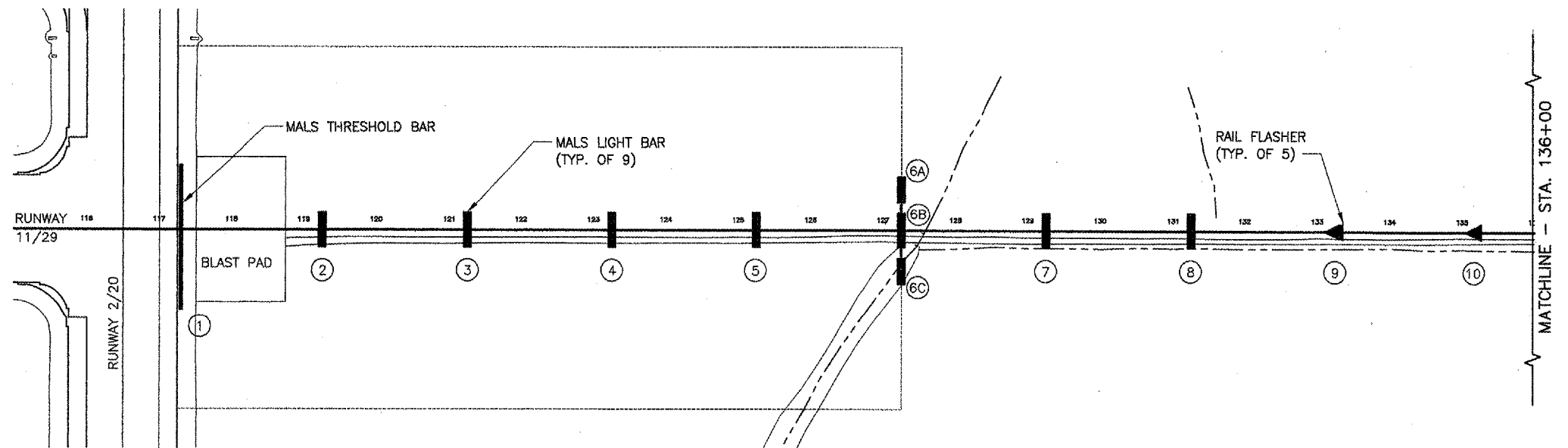
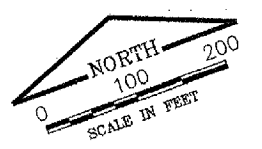


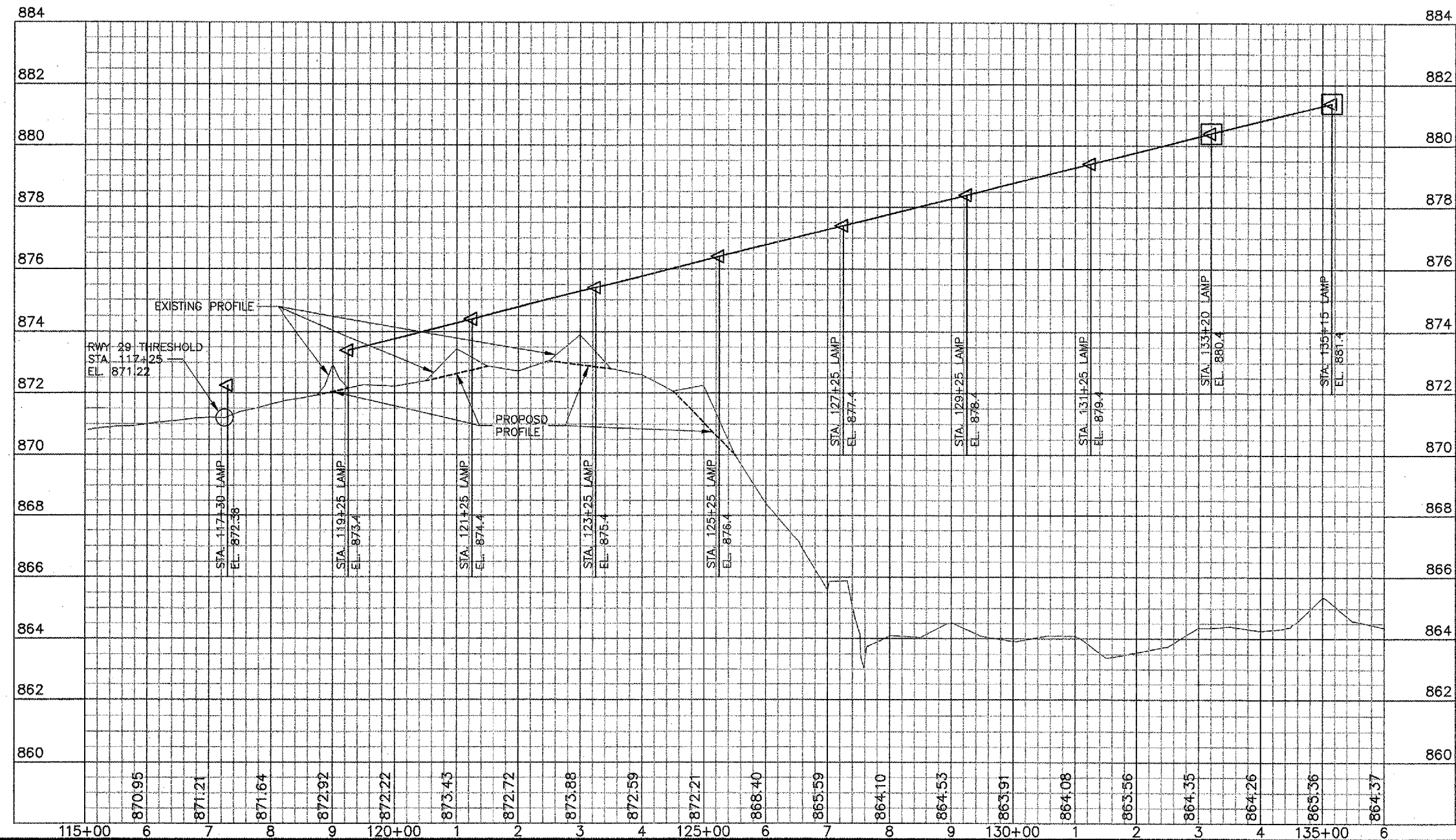
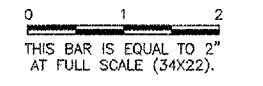
BL058

K:\Bloomington\0308503\draw\leg2\ FILE: RCP01001.dwg
 LAYOUT: Layout1
 UPDATE BY: adraughan
 SURVEY BOOK #
 DATE: Tue 1/18/05 9:20am
 XREF DWG: rcp001.dwg
 EXT29_TOP0.DWG
 BMBASE.dwg
 PROPGEO.dwg
 CLINTINF.DWG
 TB.DWG



SCALES:
 1" = 100' HOR
 1" = 2' VER

REVISIONS		
NUMBER	BY	DATE



**BLOOMINGTON-NORMAL AIRPORT AUTHORITY
 CENTRAL ILLINOIS REGIONAL AIRPORT
 BLOOMINGTON, ILLINOIS**

INSTALL RUNWAY 29 MALS

MALS PLAN AND PROFILE 1



DESIGN BY: TM
 DRAWN BY: DPA
 CHECKED BY: RW
 APPROVED BY: RW
 DATE: 12/25/2004
 JOB No: 03085-03-00