QU093

C:\AIRPORT\A04T015\JOINT2.DWG\ 1=1 11-20-04

QUAD CITY INTERNATIONAL AIRPORT
RUNWAY 5-23 OVERLAY, PHASE I
ILL. MLI-3374
SHEET 21 OF 63

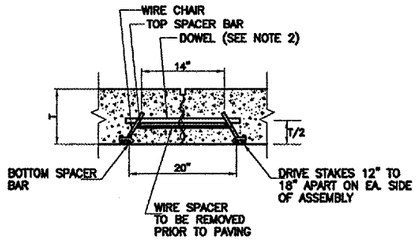

INSTALLATION DETAIL

BASKET ASSEMBLY NOTES:

1.) #9 GA. WIRE SPACER BAR ARC WELDED TO THE BOTTOM OF TOP SPACER BAR. (MAY BE MECHANICALLY ATTACHED IN LIEU OF WELDING) 3 REQUIRED PER UNIT. THIS WIRE MUST BE CUT OR REMOVED PRIOR TO PAVING.

2.) DOWELS SHALL BE EPOXY COATED IN ACCORDANCE TO THE REQUIREMENTS OF AASHTO M254. IMMEDIATELY PRIOR TO PAVING, THE FREE END OF EACH DOWEL SHALL BE GREASED OR OILED, FOR HALF THE LENGTH OF THE DOWEL.

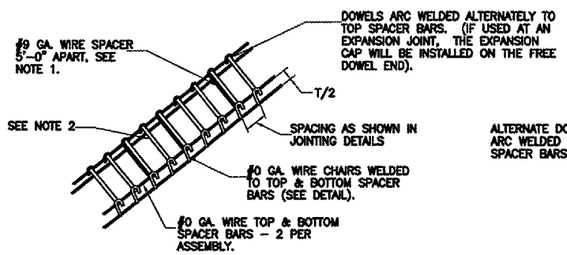

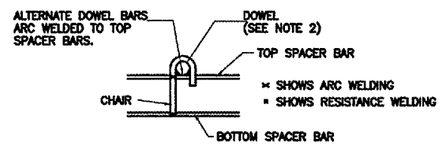

TYPICAL ELEVATION DETAIL SHOWING CHAIR

DOWEL BASKET ASSEMBLY DETAILS AND NOTES

* = IN LOCATIONS WHERE PROPOSED PAVEMENTS MEET EXISTING PAVEMENTS INCREASE DEPTH OF PROPOSED TO MATCH THE EXISTING PAVEMENT DEPTH.

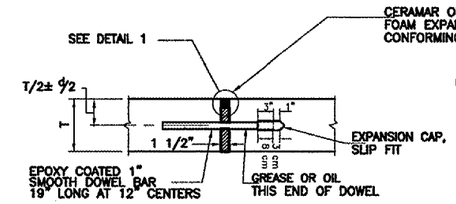

TYPE A - DOWELED EXPANSION

SYMBOL

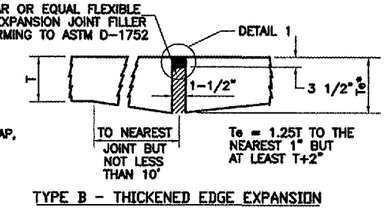

TYPE B - THICKENED EDGE EXPANSION

SYMBOL

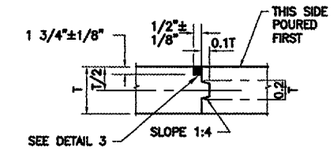

TYPE C - KEYED CONSTRUCTION

SYMBOL

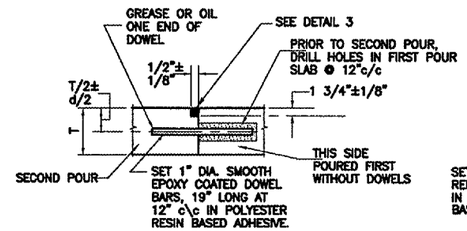

TYPE D - DOWELED CONSTRUCTION

SYMBOL

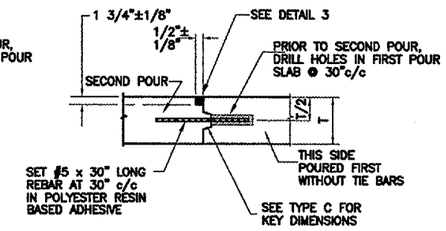

TYPE E - HINGED WITH KEY

SYMBOL

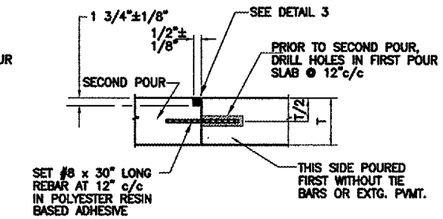

TYPE E-1 - HINGED WITHOUT KEY

SYMBOL

TYPE E-1 JOINT NOTE: THE TYPE E-1 JOINT SHALL BE A CONSTRUCTION BUTT JOINT WITH TIE BARS. THE TIE BARS WILL BE USED TO TRANSFER THE LOAD ACROSS THE JOINT.

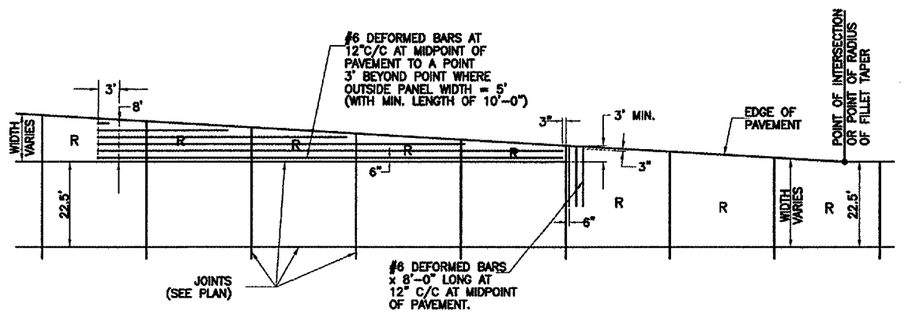

FILLET TAPER DETAIL

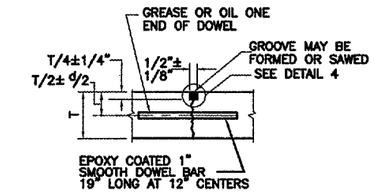

TYPE F - DOWELED CONTRACTION

SYMBOL

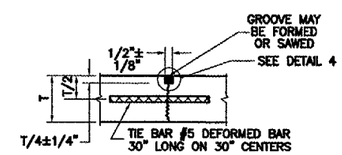

TYPE G - HINGED CONTRACTION

SYMBOL

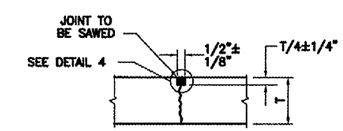

TYPE H - DUMMY CONTRACTION

SYMBOL

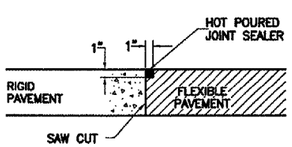

DETAIL - JOINT BETWEEN FLEXIBLE AND RIGID PAVEMENTS

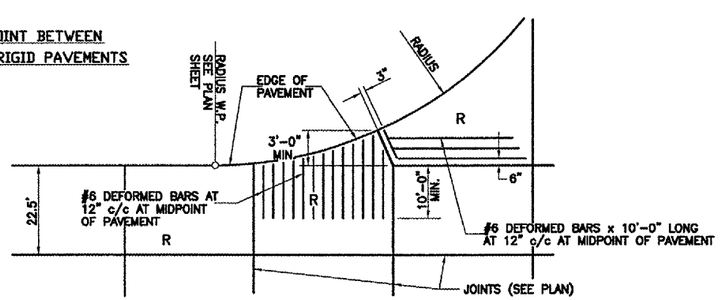

FILLET STUB DETAIL

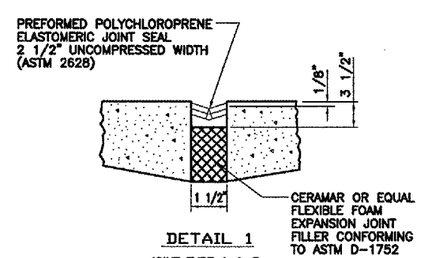

DETAIL 1

JOINT TYPE A & B

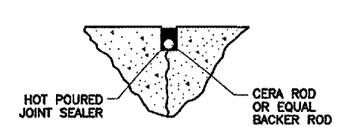

DETAIL 2

TABLE 1

PAVEMENT THICKNESS T - INCHES	DEPTH OF CONTRACTION JOINT INITIAL SAW CUT D, INCHES D=(T/4)±1/4"
8	2.00
9	2.25
10	2.50
12	3.00
15	3.75
17	4.25

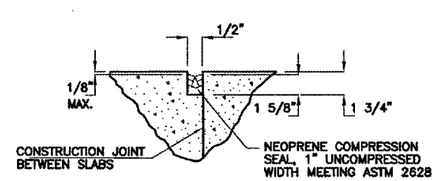

DETAIL 3

JOINT TYPES C, D, AND E

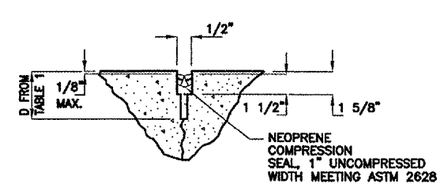

DETAIL 4

JOINT TYPES F, G, AND H

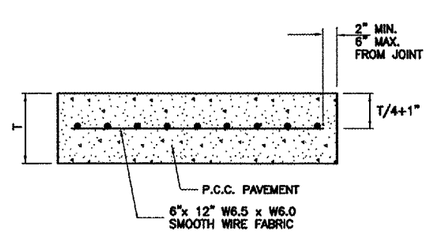

ODD SHAPED PANEL REINFORCEMENT

SYMBOL R

G:\Airport\A04T015\JOINT2.dwg, 1/26/2005 8:37:08 AM, jeffm