



1
R1-1
(30" x 30")



2
R2-2
(30" x 36")



3
R3-1
(30" x 30")



4
R3-5
(24" x 30")



5
CUSTOM
(30" x 30")



6
R4-7
(24" x 30")




7
R6-2R
(18" x 24")



8
R3-2
(30" x 30")



9
R5-1
(30" x 30")




10
R10-30
(24" x 30")



11
R3-7R
30" X 30"




12
R4-1
(24" x 24")



13
M1-4-2
(36" x 36")
OR
(24" x 24")



14
W10-1
(36" x 36")



15
R10-7
(24" x 30")



16
R2-2
(24" x 30")




17
M1-I100A-2-32-15D
(24" x 24")
OR
(36" x 36")



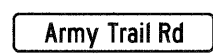
18
M1-I100A-2-32-15D
(24" x 24")



19
CUSTOM
(30" x 30")



20
W6-2
(36" x 36")



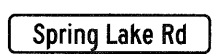
21
CUSTOM
(64" x 18")




22
CUSTOM
(114" x 30")




23
CUSTOM
(114" x 30")



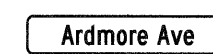
24
CUSTOM
(42" x 8")




25
CUSTOM
(30" x 8")



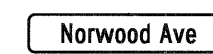
26
CUSTOM
(42" x 8")



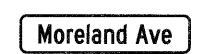
27
CUSTOM
(42" x 8")



28
CUSTOM
(48" x 8")



29
CUSTOM
(42" x 8")



30
CUSTOM
(36" x 8")



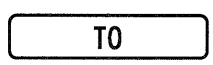
31
CUSTOM
(64" x 18")



32
CUSTOM
(36" x 9")



33
M2-1
(30" x 15")



34
M4-5
(24" x 12")



35
CUSTOM
(24" x 12")



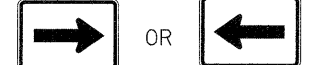
36
M3-3
(24" x 12")



37
M3-1
(24" x 12")




38
CUSTOM
(21" x 15")



39
M6-1
(21" x 15")



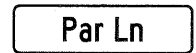
40
M6-3
(21" x 15")



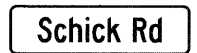
41
M6-4
(21" x 15")



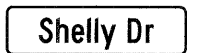
42
CUSTOM
(42" x 8")



43
CUSTOM
(30" x 8")



44
CUSTOM
(30" x 8")



45
CUSTOM
(30" x 8")



46
CUSTOM
(36" x 8")



47
CUSTOM
(42" x 8")



48
CUSTOM
(36" x 8")



49
CUSTOM
(36" x 8")



50
CUSTOM
(30" x 8")



51
M1-1-3
(30" x 24")



52
M1-1-3
(30" x 24")



53
S1-1
(36" x 36")



54
W11-2
(36" x 36")



55
W14-2
(30" x 30")



56
CUSTOM
(30" x 36")



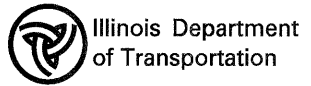
57
R8-3
(18" x 24")

PATRICK ENGINEERING INC.
4970 VARSITY DRIVE
LISLE, IL 60532
patrickengineering.com

USER NAME = Rdev.Lisla
PLOT CONFIG = PDF(Grey_Large).plt
PLOT SCALE = 1:1.66667
PLOT DATE = 12/3/2010

DESIGNED - ERC
DRAWN - ERC
CHECKED - CPK
DATE - 12/3/2010

REVISED -
REVISED -
REVISED -
REVISED -



ILLINOIS ROUTE 53
SIGNING LEGEND

SCALE: NA SHEET PMK-01 OF 14 STA. TO STA.

F.A. RTE.	SECTION	COUNTY	TOTAL SHEETS	SHEET NO.
2578	532B	DUPAGE	781	322
FED. ROAD DIST. NO. ILLINOIS FED. AID PROJECT			CONTRACT NO. 60477	

G:\1001\9356_A9_IL53\Drawings\CADD_Sheet\019139797-ah-t-pmk_322.dgn