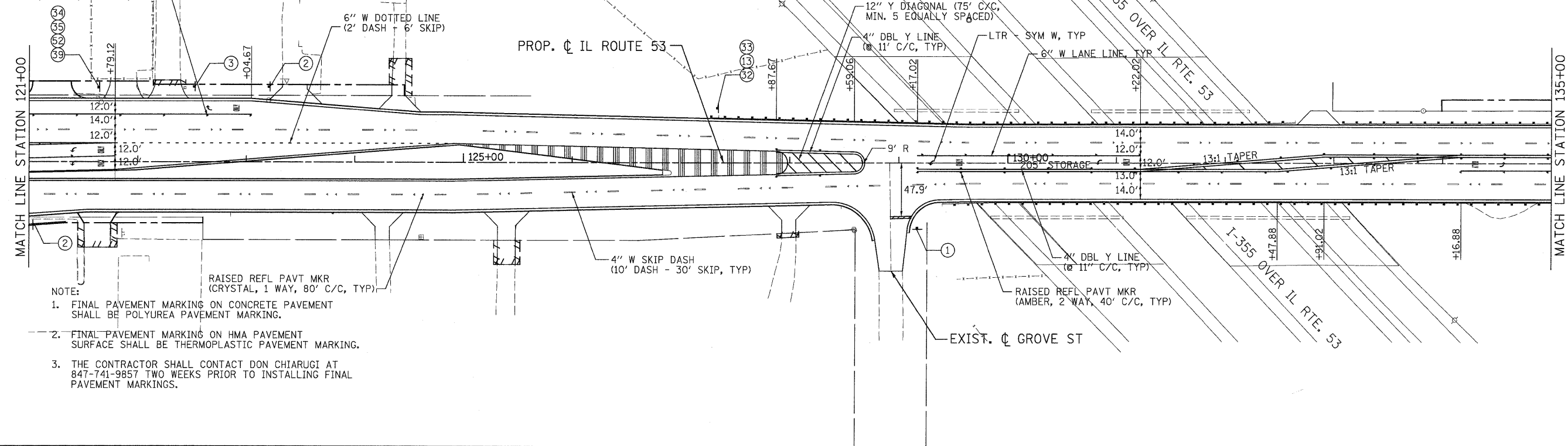
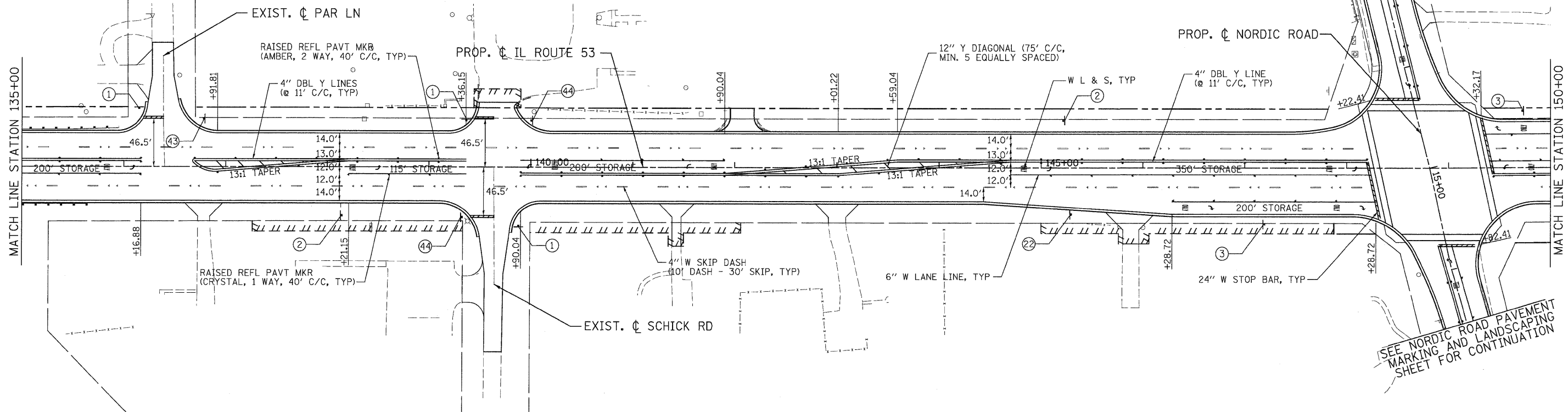



RAISED REFL PAVT MKR
(CRYSTAL, 1 WAY, 40' C/C, TYP)



- NOTE:
1. FINAL PAVEMENT MARKING ON CONCRETE PAVEMENT SHALL BE POLYUREA PAVEMENT MARKING.
 2. FINAL PAVEMENT MARKING ON HMA PAVEMENT SURFACE SHALL BE THERMOPLASTIC PAVEMENT MARKING.
 3. THE CONTRACTOR SHALL CONTACT DON CHIARUGI AT 847-741-9857 TWO WEEKS PRIOR TO INSTALLING FINAL PAVEMENT MARKINGS.

SEE NORDIC ROAD PAVEMENT MARKING AND LANDSCAPING SHEET FOR CONTINUATION



SEE NORDIC ROAD PAVEMENT MARKING AND LANDSCAPING SHEET FOR CONTINUATION

PATRICK ENGINEERING INC.
 4970 VARSITY DRIVE
 LISLE, IL 60532
 patrickengineering.com

USER NAME = Rdeuj_Lisle
 PLOT CONFIG = PDF(Grey, Large).plt
 PLOT SCALE = 1:50
 PLOT DATE = 12/3/2010

DESIGNED - EJB
 DRAWN - EJB
 CHECKED - CPK
 DATE - 12/3/2010

REVISED -
 REVISED -
 REVISED -
 REVISED -



**ILLINOIS ROUTE 53
 PAVEMENT MARKING & SIGNING PLAN**

SCALE: 1"=50' SHEET PMK-05 OF 14 STA. 121+00 TO STA. 150+00

F.A.U. RTE. 2578	SECTION 532B	COUNTY DUPAGE	TOTAL SHEETS 781	SHEET NO. 326
FED. ROAD DIST. NO.		ILLINOIS FED. AID PROJECT		
CONTRACT NO. 60477				

G:\IDOT\9356.AR\IL53\Drawings\CADD Sheets\1219139797-ah-t-pmk_326.dgn