

WATER MAIN VALVES

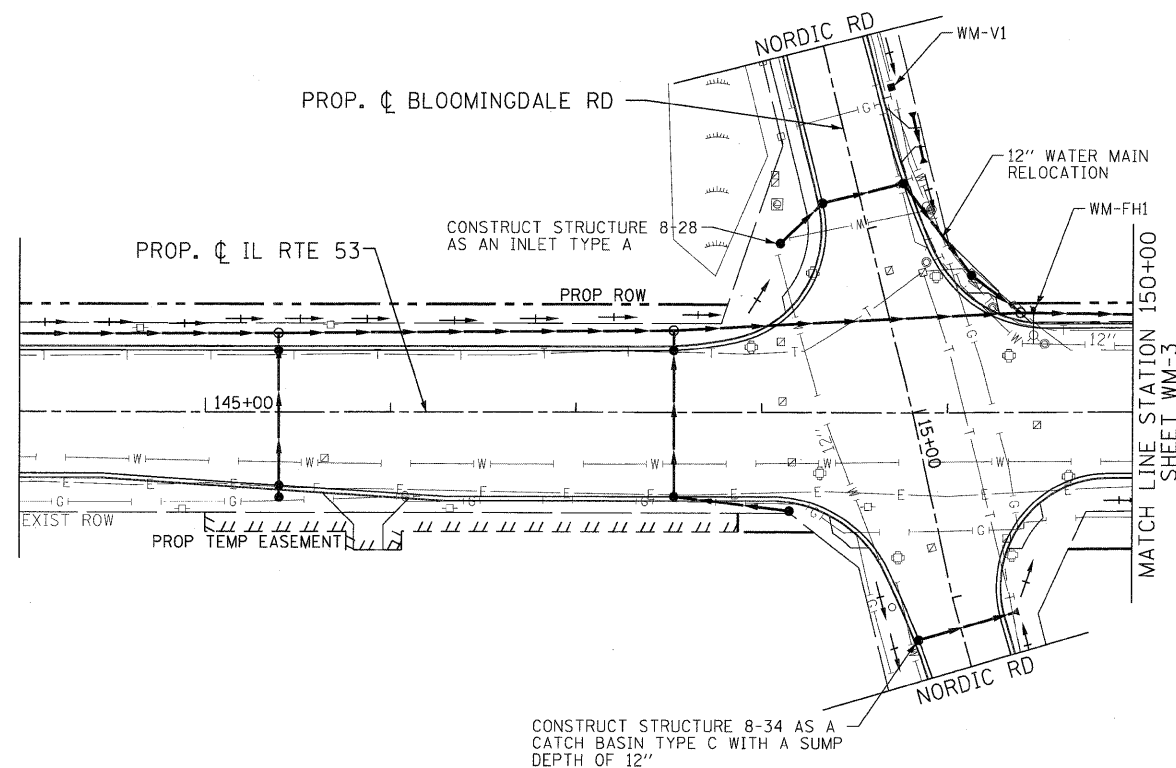
WM-V1
12" INSERTION VALVE IN 5' DIA VALVE VAULT

FIRE HYDRANTS

WM-FH1
INSTALL NEW AUXILIARY VALVE AND VALVE BOX (IF THERE IS NO EXISTING AUXILIARY VALVE), AND RELOCATE EXISTING FIRE HYDRANT WITH 13 L.F. OF 6" LEADER PIPE (RJT)

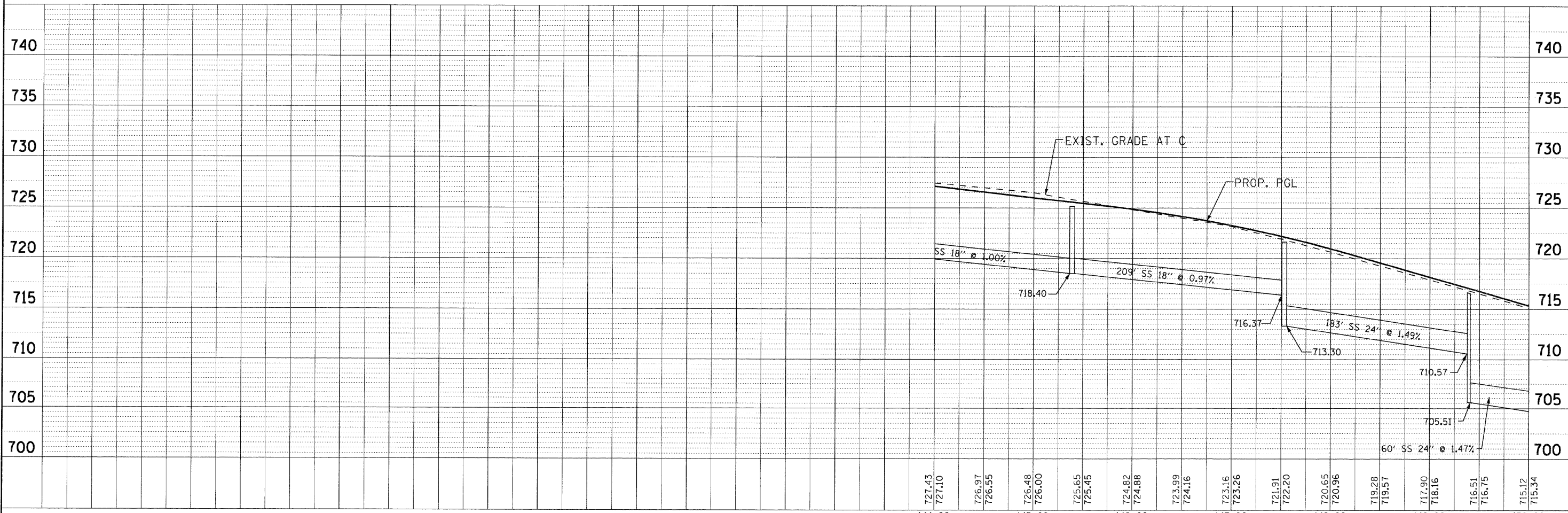
NOTES:

WATER MAIN TO WEST ALONG NORDIC ROAD MUST REMAIN IN SERVICE AT ALL TIMES. COORDINATE EFFORTS WITH VILLAGE OF ITASCA TO ESTABLISH A TEMPORARY WATER MAIN BYPASS AROUND THE WATER MAIN RELOCATION AT THE NORTHWEST CORNER OF ROUTE 53 AND NORDIC ROAD. VILLAGE CAN ESTABLISH THE BYPASS BY CLOSING EXISTING VALVES.



PLAN	REVISION	DATE
NO.	BY	
	DATE	
	BY	
	DATE	
	BY	
	DATE	
	BY	
	DATE	

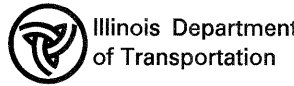
PROFILE	REVISION	DATE
NO.	BY	
	DATE	
	BY	
	DATE	
	BY	
	DATE	
	BY	
	DATE	



144+00	145+00	146+00	147+00	148+00	149+00	150+00
727.43	727.10	726.97	726.55	726.48	726.00	725.65
725.45	724.82	724.88	723.99	724.16	723.16	723.26
721.91	722.20	720.65	720.96	719.28	719.57	717.90
718.16	716.51	716.75	715.12	715.34		



USER NAME = (username)	DESIGNED - SMV	REVISED - 8-27-10 VILLAGE REVIEW
PLOT CONFIG = PDF22X34.plt	DRAWN - UKB	REVISED -
PLOT SCALE = 1:50	CHECKED - SMV	REVISED -
PLOT DATE = 11/24/2010 8:26:32 AM	DATE - 7-30-2010	REVISED -



**ILLINOIS ROUTE 53
WATER AND SEWER REPLACEMENT PLAN AND PROFILE**

SCALE: 1"=50' SHEET NO. WM-2 OF 17 STA. 144+00 TO STA. 150+00

F.A.U. RTE. 2578	SECTION 532B	COUNTY	TOTAL SHEETS 781	SHEET NO. 350
CONTRACT NO. 60477		ILLINOIS FED. AID PROJECT		

I:\Crystal Lake\1145V\100547-Rt 53 W and S\CADD-SURVEY\DRAWINGS\DDNS\B&W-WM-PP-sht.263.dgn