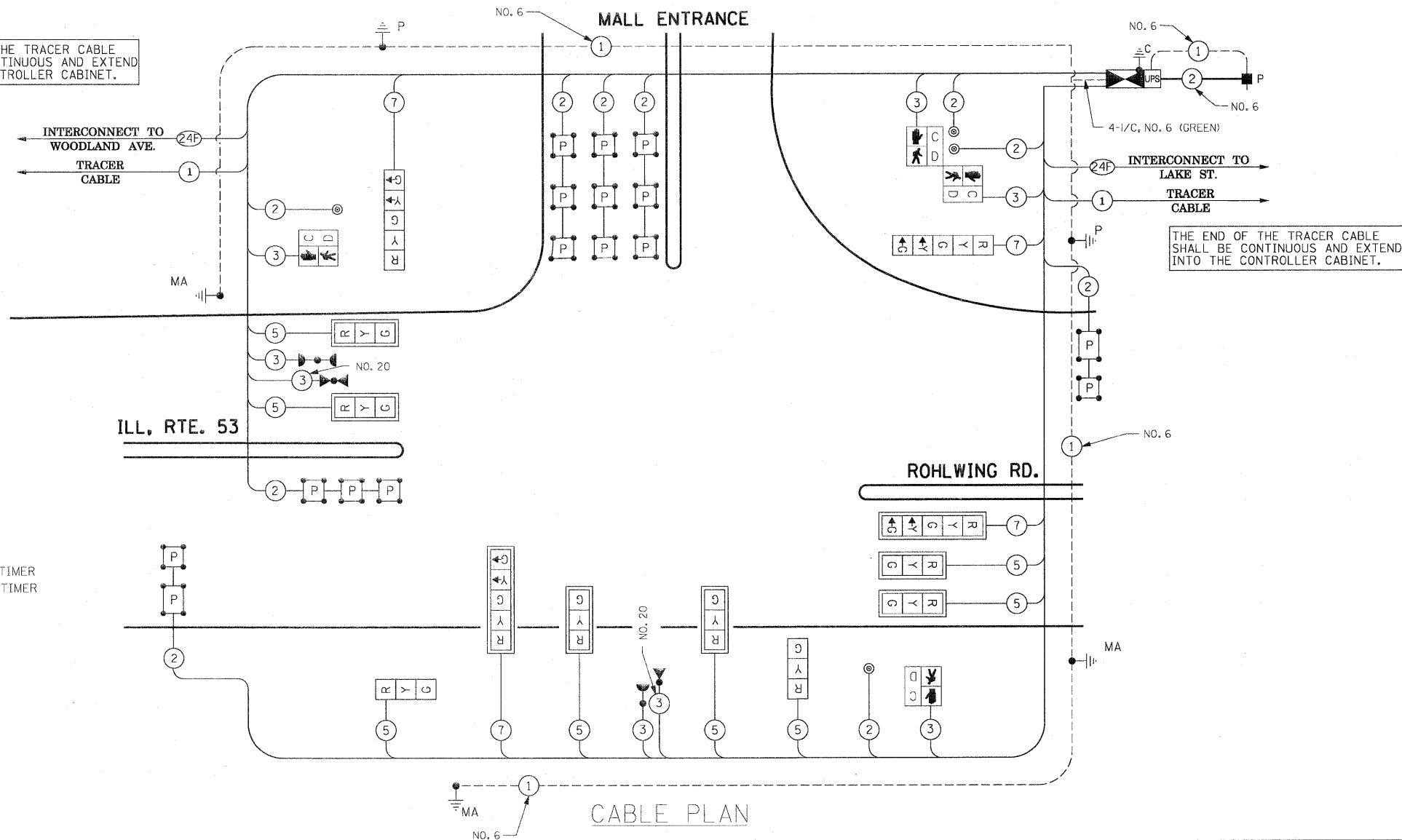


SCHEDULE OF QUANTITIES

QUANTITY	UNIT	ITEM
9	SQ FT	SIGN PANEL - TYPE 1
566	FOOT	CONDUIT IN TRENCH, 2" DIA., GALVANIZED STEEL
18	FOOT	CONDUIT IN TRENCH, 2 1/2" DIA., GALVANIZED STEEL
17	FOOT	CONDUIT IN TRENCH, 3" DIA., GALVANIZED STEEL
137	FOOT	CONDUIT IN TRENCH, 4" DIA., GALVANIZED STEEL
123	FOOT	CONDUIT PUSHED, 2" DIA., GALVANIZED STEEL
382	FOOT	CONDUIT PUSHED, 4" DIA., GALVANIZED STEEL
6	EACH	HANDHOLE
2	EACH	HEAVY-DUTY HANDHOLE
1	EACH	DOUBLE HANDHOLE
714	FOOT	TRENCH AND BACKFILL FOR ELECTRICAL WORK
1	EACH	FULL-ACTUATED CONTROLLER AND TYPE IV CABINET, SPECIAL
1	EACH	TRANSCEIVER-FIBER OPTIC
427	FOOT	ELECTRIC CABLE IN CONDUIT, SIGNAL NO. 14 2C
1026	FOOT	ELECTRIC CABLE IN CONDUIT, SIGNAL NO. 14 3C
2001	FOOT	ELECTRIC CABLE IN CONDUIT, SIGNAL NO. 14 5C
775	FOOT	ELECTRIC CABLE IN CONDUIT, SIGNAL NO. 14 7C
1434	FOOT	ELECTRIC CABLE IN CONDUIT, LEAD-IN, NO. 14 1 PAIR
84	FOOT	ELECTRIC CABLE IN CONDUIT, SERVICE, NO. 6 2C
2	EACH	TRAFFIC SIGNAL POST, GALVANIZED STEEL 16 FT.
1	EACH	STEEL MAST ARM ASSEMBLY AND POLE, 26 FT.
1	EACH	STEEL MAST ARM ASSEMBLY AND POLE, 40 FT.
1	EACH	STEEL MAST ARM ASSEMBLY AND POLE, 56 FT.
8	FOOT	CONCRETE FOUNDATION, TYPE A
4	FOOT	CONCRETE FOUNDATION, TYPE C
30	FOOT	CONCRETE FOUNDATION, TYPE E 36-INCH DIAMETER
21	FOOT	CONCRETE FOUNDATION, TYPE E 42-INCH DIAMETER
6	EACH	SIGNAL HEAD, LED, 1-FACE, 3-SECTION, MAST ARM MOUNTED
2	EACH	SIGNAL HEAD, LED, 1-FACE, 3-SECTION, BRACKET MOUNTED
2	EACH	SIGNAL HEAD, LED, 1-FACE, 5-SECTION, BRACKET MOUNTED
2	EACH	SIGNAL HEAD, LED, 1-FACE, 5-SECTION, MAST ARM MOUNTED
2	EACH	PEDESTRIAN SIGNAL HEAD, LED, 1-FACE, BRACKET MOUNTED WITH COUNTDOWN TIMER
1	EACH	PEDESTRIAN SIGNAL HEAD, LED, 2-FACE, BRACKET MOUNTED WITH COUNTDOWN TIMER
8	EACH	TRAFFIC SIGNAL BACKPLATE, LOUVERED, ALUMINUM
6	EACH	INDUCTIVE LOOP DETECTOR
2	EACH	LIGHT DETECTOR
1	EACH	LIGHT DETECTOR AMPLIFIER
4	EACH	PEDESTRIAN PUSH-BUTTON
1	EACH	TEMPORARY TRAFFIC SIGNAL INSTALLATION
507	FOOT	PREFORMED DETECTOR LOOP
1	EACH	TEMPORARY TRAFFIC SIGNAL TIMING
1	EACH	SERVICE INSTALLATION - POLE MOUNTED
1	EACH	UNINTERRUPTIBLE POWER SUPPLY
756	FOOT	ELECTRIC CABLE IN CONDUIT, GROUNDING, NO. 6 1C
571	FOOT	ELECTRIC CABLE IN CONDUIT NO. 20 3/C, TWISTED, SHIELDED

• 100% COST TO VILLAGE OF ADDISON

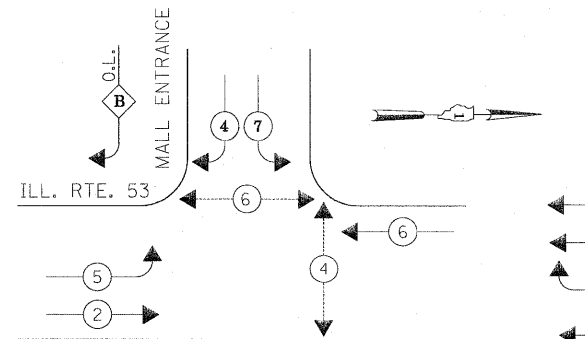
THE END OF THE TRACER CABLE SHALL BE CONTINUOUS AND EXTEND INTO THE CONTROLLER CABINET.



THE END OF THE TRACER CABLE SHALL BE CONTINUOUS AND EXTEND INTO THE CONTROLLER CABINET.

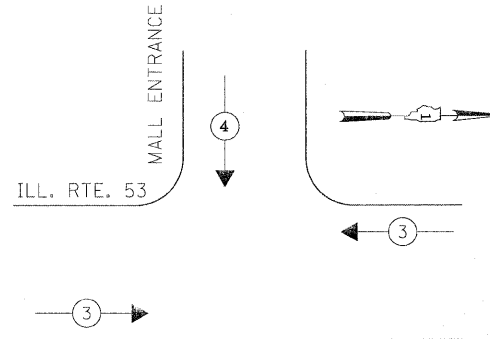
THE TRAFFIC SIGNAL CONTROL EQUIPMENT FOR THIS PROJECT SHALL BE "ECONOLITE" TO MATCH THE EXISTING ADJACENT SYSTEM.

CONTROLLER SEQUENCE



OVERLAP LETTER PERMISSIVE PHASE PROTECTED PHASE
B = 4 + 5

EMERGENCY VEHICLE PREEMPTION SEQUENCE



I.D.O.T. TRAFFIC SIGNAL INSTALLATION ELECTRICAL SERVICE REQUIREMENTS					TOTAL WATTAGE
TYPE	NO LAMPS	INCAND.	LED	%OPERATION	
SIGNAL (RED)	12	135	17	0.50	102
(YELLOW)	12	135	25	0.25	75
(GREEN)	12	135	15	0.25	45
ARROW	8	135	12	0.10	9.6
PED. SIGNAL	4	90	25	1.00	100
CONTROLLER	1	100	100	1.00	100
ILLUM. SIGN			25	0.05	
FLASHER				0.50	
ENERGY COSTS TO:				TOTAL =	431.6

ILLINOIS DEPARTMENT OF TRANSPORTATION
201 WEST CENTER COURT
SCHAUMBURG, ILLINOIS 60196-1096

ENERGY SUPPLY CONTACT: CURTIS TOPPS
PHONE: (630) 691-4356
COMPANY: COMMONWEALTH EDISON