CONTROLLER SEQUENCE

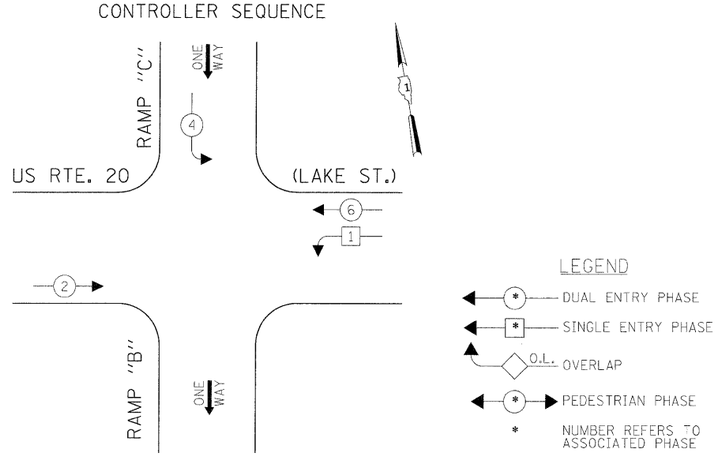

TEMPORARY PHASE DESIGNATION DIAGRAM
FOR ALL STAGES

TEMPORARY EMERGENCY VEHICLE PREEMPTION SEQUENCE

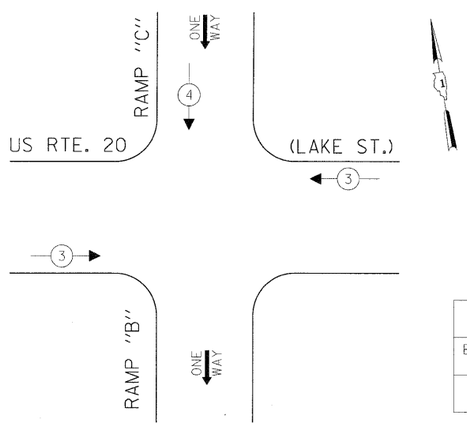

PROPOSED EMERGENCY VEHICLE PREEMPTORS		
EMERGENCY VEHICLE PREEMPTOR	3	4
MOVEMENT	←→	↓

FOR ALL STAGES

I.D.O.T. TRAFFIC SIGNAL INSTALLATION ELECTRICAL SERVICE REQUIREMENTS					TOTAL WATTAGE
TYPE	NO LAMPS X	WATTAGE INCAND.	WATTAGE LED	X %OPERATION	
SIGNAL (RED)	15	135	17	0.50	127.5
(YELLOW)	13	135	25	0.25	81.25
(GREEN)	13	135	15	0.25	48.75
ARROW		135	12	0.10	
PED. SIGNAL		90	25	1.00	
CONTROLLER	1	100	100	1.00	100
ILLUM. SIGN				0.05	
VIDEO SYSTEM	1	150		1.00	150
FLASHER				0.50	
ENERGY COSTS TO:				TOTAL =	507.5

ILLINOIS DEPARTMENT OF TRANSPORTATION
201 WEST CENTER COURT
SCHAUMBURG, ILLINOIS 60196-1096

ENERGY SUPPLY CONTACT: ELLIE SARALLO
PHONE: (630) 424 5124
COMPANY: COMMONWEALTH EDISON

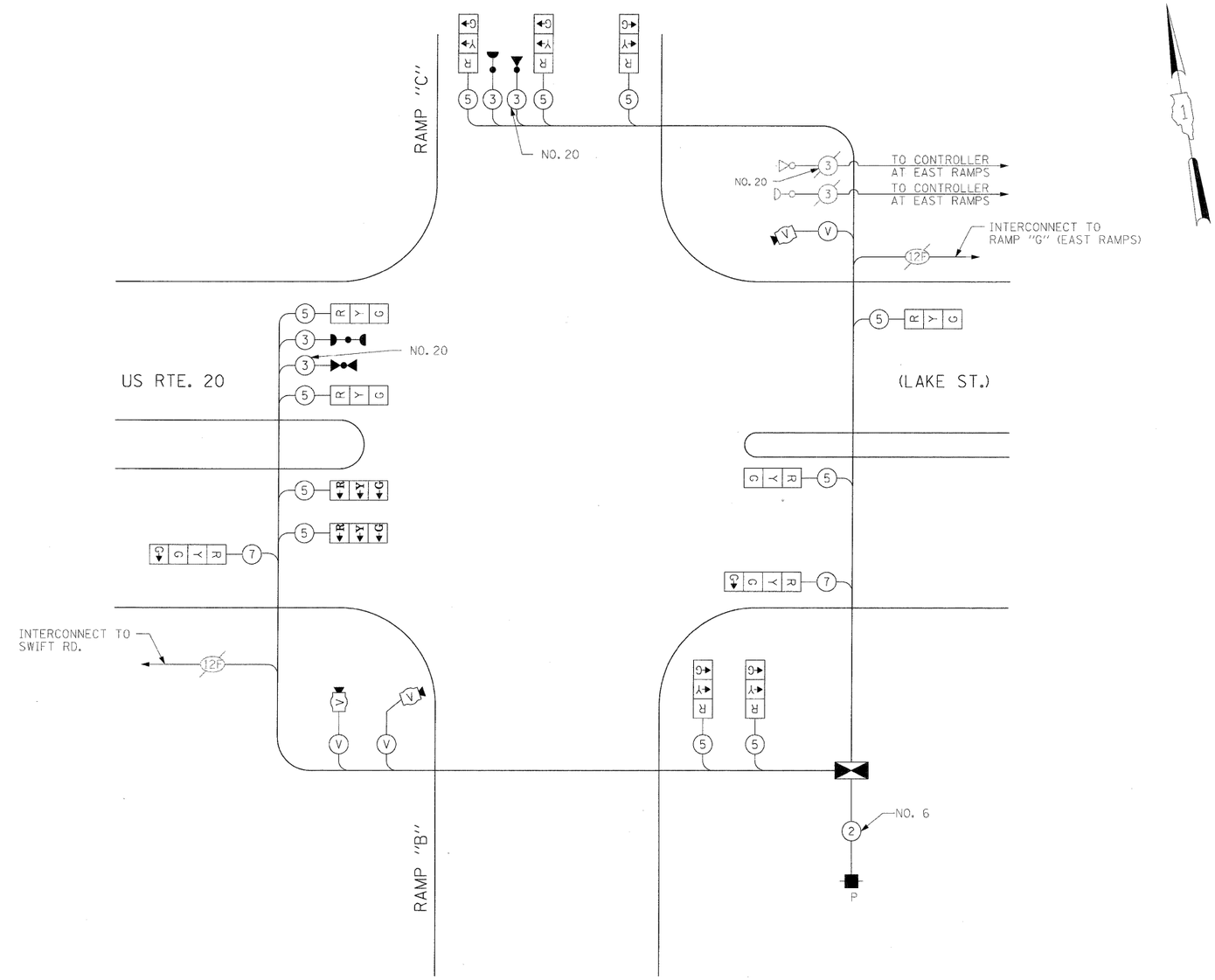

CABLE PLAN
(NOT TO SCALE)

THE TRAFFIC SIGNAL CONTROL EQUIPMENT FOR THIS PROJECT SHALL BE "ECONOLITE" TO MATCH THE EXISTING ADJACENT SYSTEM.

FILE NAME = $FILEL$	USER NAME = $USER$	DESIGNED - PKG	REVISED -	STATE OF ILLINOIS DEPARTMENT OF TRANSPORTATION	TEMPORARY CABLE PLAN, TEMPORARY PHASE DESIGNATION DIAGRAM, TEMPORARY EMERGENCY VEHICLE PREEMPTION SEQUENCE US RTE. 20 AT RAMPS "B" AND "C" (WEST RAMPS) (SHEET 2 OF 2)
		DRAWN - MAA, EA	REVISED -		
	PLOT SCALE = $SCALE$	CHECKED - PKG, EA	REVISED -		
	PLOT DATE = $DATE$	DATE - 5/10/2010	REVISED -		SCALE: SHEET NO. OF SHEETS STA. TO STA.

F.A.P. RTE.	SECTION	COUNTY	TOTAL SHEETS	SHEET NO.
2578	532B	DuPage	781	520
		CONTRACT NO. 60477		
FED. ROAD DIST. NO. _	ILLINOIS	FED. AID PROJECT		