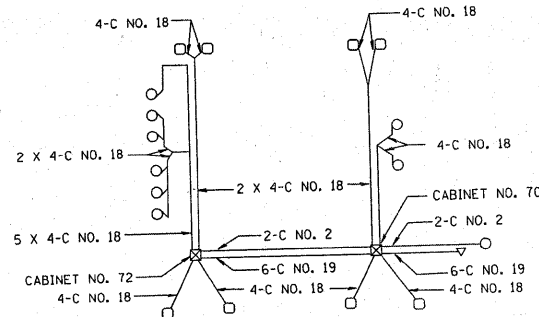
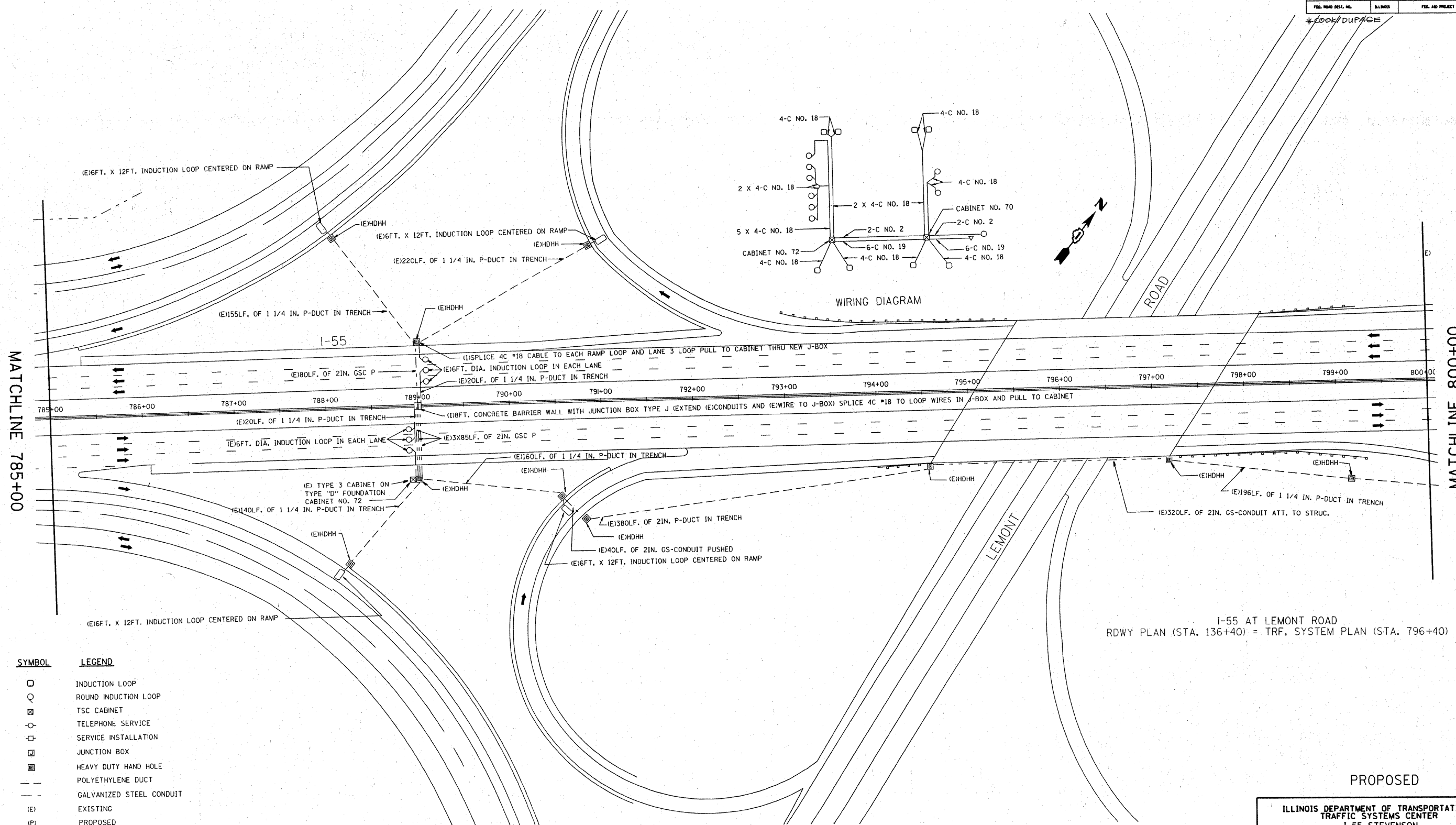
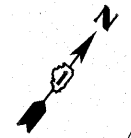


K.A.I. NO.	SECTION	COUNTY	TOTAL SHEETS	SHEET NO.
55	2010-079-R5	*	26	49
STA.	TO STA.		FILE AND PROJECT	

\*LOOK/DUPAGE



WIRING DIAGRAM



MATCHLINE 785+00

MATCHLINE 800+00

I-55 AT LEMONT ROAD  
RDWY PLAN (STA. 136+40) = TRF. SYSTEM PLAN (STA. 796+40)

PROPOSED

ILLINOIS DEPARTMENT OF TRANSPORTATION  
TRAFFIC SYSTEMS CENTER  
I-55 STEVENSON

**LEMONT ROAD INSTALLATION  
WEST OF LEMONT ROAD**

SCALE: VERT. 50:1  
HORIZ. 50:1  
DATE 6-13-94

DRAWN BY G.M.  
CHECKED BY J.G.

REVISIONS	
NAME	DATE
J.G.	12-94
J.G.	05-08-95
T.C.	05-31-95
J.G.	11-03-2010

SYMBOL	LEGEND
○	INDUCTION LOOP
○	ROUND INDUCTION LOOP
⊗	TSC CABINET
⊙	TELEPHONE SERVICE
⊕	SERVICE INSTALLATION
⊞	JUNCTION BOX
⊠	HEAVY DUTY HAND HOLE
---	POLYETHYLENE DUCT
---	GALVANIZED STEEL CONDUIT
(E)	EXISTING
(P)	PROPOSED
(I)	INSTALL
(R)	REMOVE
P	PUSHED
T	TRENCHED

RD=C:\P\06155BUS2010\REFSTEVE.DGN  
RF=STEVE.DGN