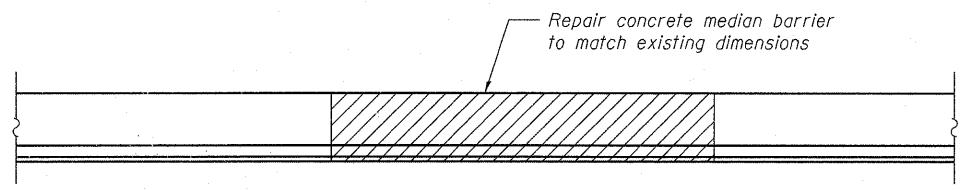


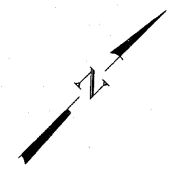
* Match existing dimensions. Protective Coat shall be applied on top and side faces of new barrier.

PLAN



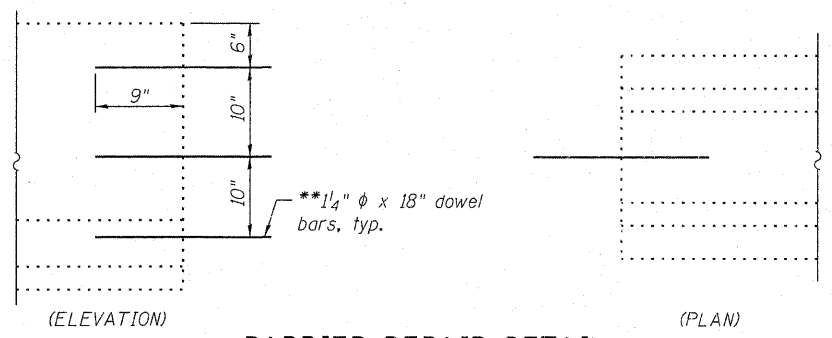
VIEW A-A

Notes:
 Plan dimensions and details relative to existing plans are subject to nominal construction variations. The Contractor shall field verify existing dimensions and details affecting new construction and make necessary approved adjustments prior to construction or ordering of materials. Such variations shall not be cause for additional compensation for a change in scope of the work, however, the Contractor will be paid for the quantity actually furnished at the unit price bid for the work.
 Repair dimensions shown are based on 01-05-11 field inspection and should not be considered final. The actual dimensions to be repaired will be determined by the Engineer at the time of construction.
 It shall be the Contractor's responsibility to verify the location of the existing underground and/or median barrier utilities prior to starting construction.



SCOPE OF WORK

1. Saw cut and remove and replace Concrete Median Barrier to match existing conditions and in accordance with Article 637 of the Standard Specifications.



BARRIER REPAIR DETAIL

**Drill and epoxy grout according to Article 584 of the Standard Specifications, included in the cost of Concrete Barrier Removal and Replacement Double Face.

TOTAL BILL OF MATERIAL

ITEM	UNIT	TOTAL
Concrete Barrier Removal and Replacement Double Face, 42 in.	Foot	30
Protective Coat	Sq. Yd.	30

1. 13. 11

LIN ENGINEERING, LTD.
 Consulting Engineers
 Chatham, Illinois

USER NAME =	DESIGNED - ADB	REVISED -
FILE NAME =	CHECKED - ADB	REVISED -
PLOT SCALE =	DRAWN - AJF	REVISED -
PLOT DATE =	CHECKED - MTH	REVISED -

**STATE OF ILLINOIS
 DEPARTMENT OF TRANSPORTATION**

**BARRIER REPAIR
 NEAR STATION 260 + 50**
 SHEET NO. 4 OF 4 SHEETS

F.A.I. RTE.	SECTION	COUNTY	TOTAL SHEETS	SHEET NO.
55	2010-079-RS	COOK/DUPAGE	26	20 D
CONTRACT NO. 60L67				
[ILLINOIS] FED. AID PROJECT				