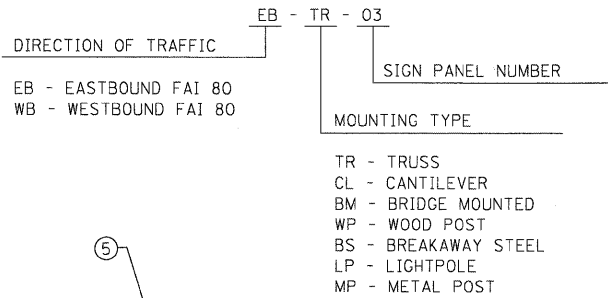
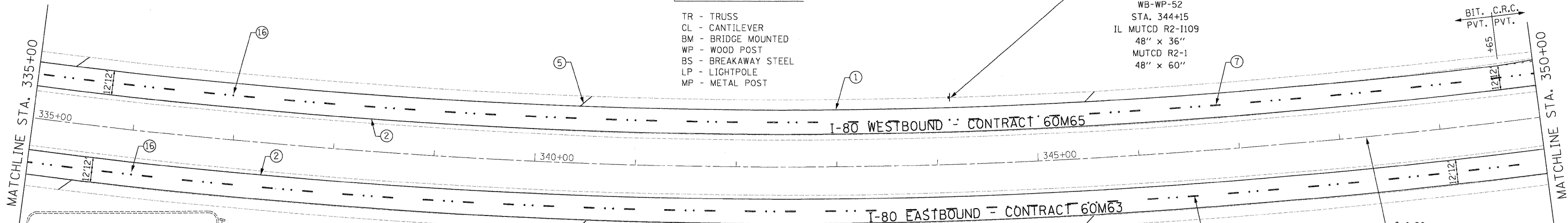


GUIDE SIGN SEQUENCE
NUMBERING CODE



WB-WP-51
WB-WP-52
STA. 344+15
IL MUTCD R2-1109
48" x 36"
MUTCD R2-1
48" x 60"

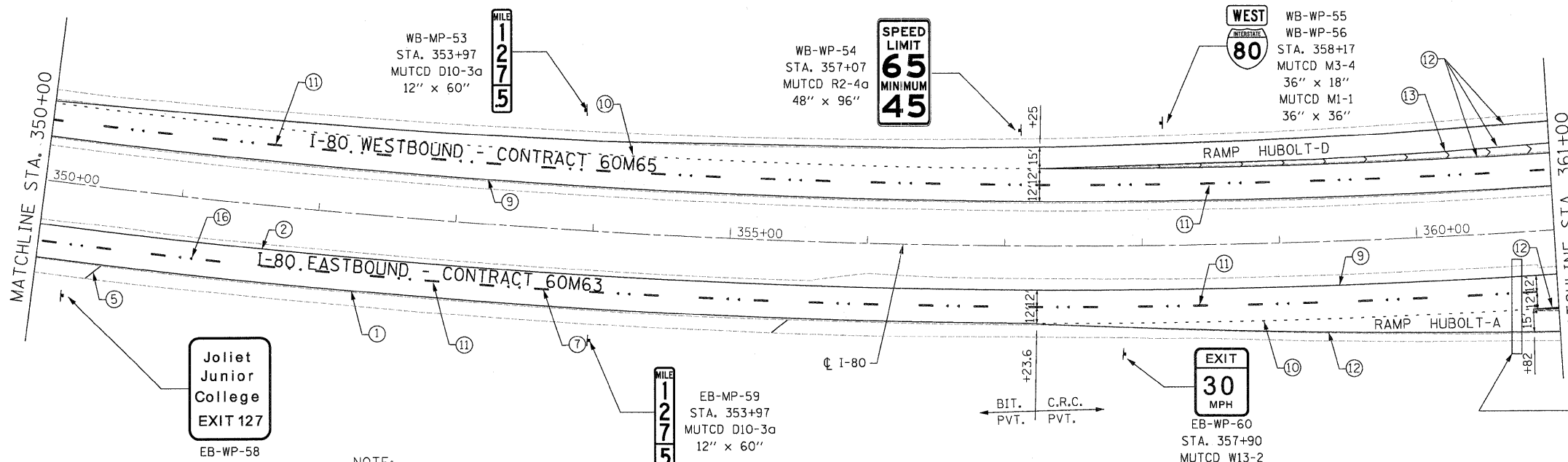


- ① THERMOPLASTIC PAVEMENT MARKING - LINE 4" (WHITE EDGE LINE)
- ② THERMOPLASTIC PAVEMENT MARKING - LINE 4" (YELLOW EDGE LINE)
- ③ THERMOPLASTIC PAVEMENT MARKING - LINE 8" (WHITE EDGE LINE)
- ④ THERMOPLASTIC PAVEMENT MARKING - LINE 12" (WHITE GORE CHEVRONS SPACED @ 30' CENTERS)
- ⑤ THERMOPLASTIC PAVEMENT MARKING - LINE 12" (WHITE SHOULDER DIAGONALS SPACED @ 500' CENTERS)
- ⑥ THERMOPLASTIC PAVEMENT MARKING - LINE 4" (WHITE 2' DASH , 6' SKIP)
- ⑦ PREFORMED PLASTIC PAVEMENT MARKING , TYPE B - INLAID - LINE 5" (WHITE 10' DASH , 30' SKIP)
- ⑧ POLYUREA PAVEMENT MARKING TYPE I - LINE 4" (WHITE EDGE LINE - P.C.C. PVT. ONLY)
- ⑨ POLYUREA PAVEMENT MARKING TYPE I - LINE 4" (YELLOW EDGE LINE - P.C.C. PVT. ONLY)
- ⑩ POLYUREA PAVEMENT MARKING TYPE I - LINE 4" (WHITE 2' DASH , 6' SKIP - P.C.C. PVT. ONLY)
- ⑪ POLYUREA PAVEMENT MARKING TYPE I - LINE 5" (WHITE 10' DASH , 30' SKIP - P.C.C. PVT. ONLY)

- ⑫ POLYUREA PAVEMENT MARKING TYPE I - LINE 8" (WHITE EDGE LINE - P.C.C. PVT. ONLY)
- ⑬ POLYUREA PAVEMENT MARKING TYPE I - LINE 12" (WHITE GORE CHEVRONS SPACED @ 30' CENTERS - P.C.C. PVT. ONLY)
- ⑭ POLYUREA PAVEMENT MARKING TYPE I - LINE 12" (WHITE SHOULDER DIAGONALS SPACED @ 500' CENTERS (40' AT BRIDGES))
- ⑮ RAISED REFLECTIVE PAVEMENT MARKER (1-WAY YELLOW / OPAQUE)
- ⑯ RAISED REFLECTIVE PAVEMENT MARKER (1-WAY CRYSTAL / OPAQUE)
- ⑰ RAISED REFLECTIVE PAVEMENT MARKER (BRIDGE)
- ⑱ THERMOPLASTIC PAVEMENT MARKING - LETTERS AND SYMBOLS
- ⑲ POLYUREA PAVEMENT MARKING TYPE I - LETTERS AND SYMBOLS
- ⑳ PREFORMED PLASTIC PAVEMENT MARKING, TYPE B - INLAID - LINE 8" (WHITE 3' DASH , 9' SKIP)
- ㉑ POLYUREA PAVEMENT MARKING TYPE I - LINE 8" (WHITE 3' DASH , 9' SKIP - P.C.C. PVT. ONLY)
- ㉒ PREFORMED PLASTIC PAVEMENT MARKING, TYPE B - INLAID - LINE 8"



EB-WP-57
STA. 343+12



NOTES

1. SEE IDOT DISTRICT 1 DETAILS FOR TC-12 'MULTI-LANE FREEWAY PAVEMENT MARKING DETAILS' FOR PLACEMENT AND TYPE OF RAISED REFLECTIVE PAVEMENT MARKERS.
2. FOR PROPOSED PAVEMENT MARKINGS IN THE PCC SECTIONS, USE POLYUREA PAVEMENT MARKINGS ACCORDING TO DISTRICT 1 DETAIL TC-12.
3. REFER TO ROADWAY PLANS FOR LIMITS OF RESURFACING.
4. ALL EASTBOUND WORK IS IN CONTRACT 60M63 AND ALL WESTBOUND WORK IS IN CONTRACT 60M65.

NOTE:
WITHIN ALL CONCRETE PAVEMENT SECTIONS, RAISED REFLECTIVE PAVEMENT MARKERS WITH MISSING REFLECTORS AND INTACT CASTINGS ARE TO HAVE NEW REFLECTORS ATTACHED PER SECTION 781. THIS WILL BE PAID AS REPLACEMENT REFLECTOR.

DESIGNED - JC	REVISIONS		STATE OF ILLINOIS DEPARTMENT OF TRANSPORTATION		PAVEMENT MARKING & SIGNING PLAN I-80 MAINLINE		F.A.I. RTE.	SECTION	COUNTY	TOTAL SHEETS	SHEET NO.
USER NAME = default	DRAWN - JC						80	99-1-RS-4	WILL	116	63
PLOT SCALE = #SCALE#	CHECKED - RR						CONTRACT NO. 60M63				
PLOT DATE = 1/28/2011	DATE - 01/21/2011						FED. ROAD DIST. NO. ILLINOIS FED. AID PROJECT				