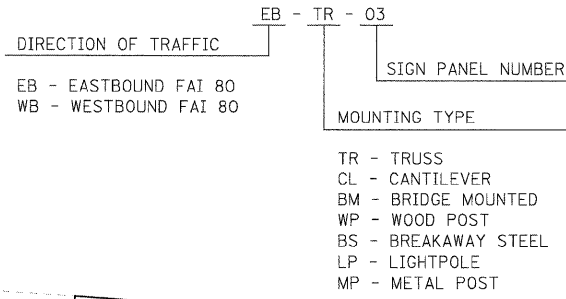
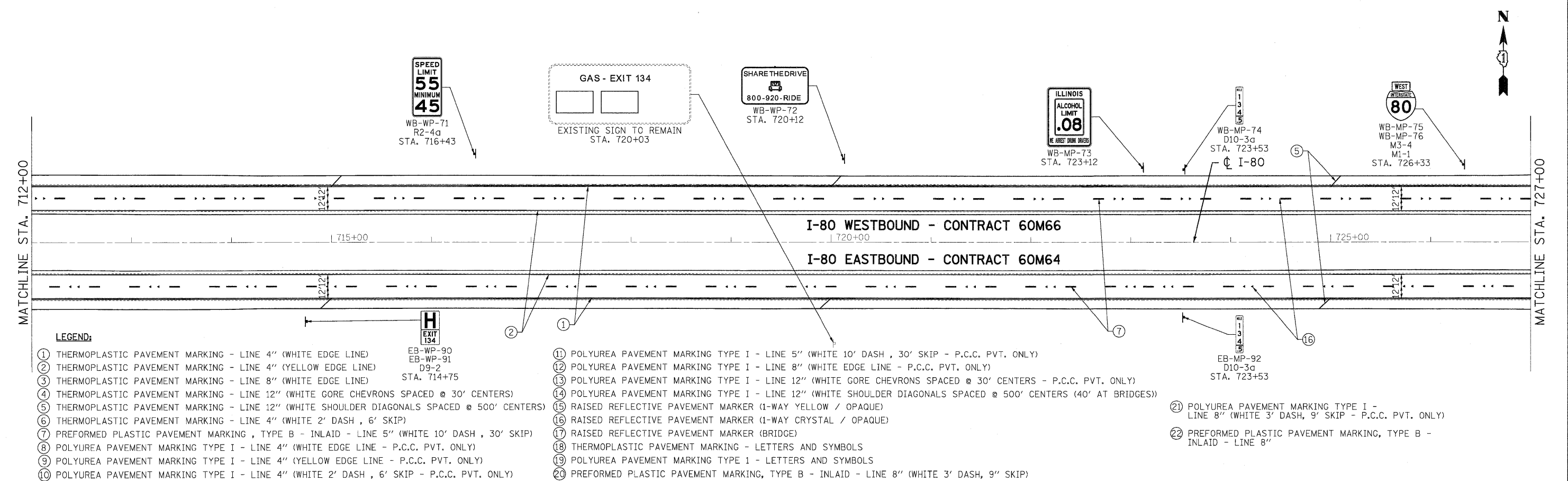
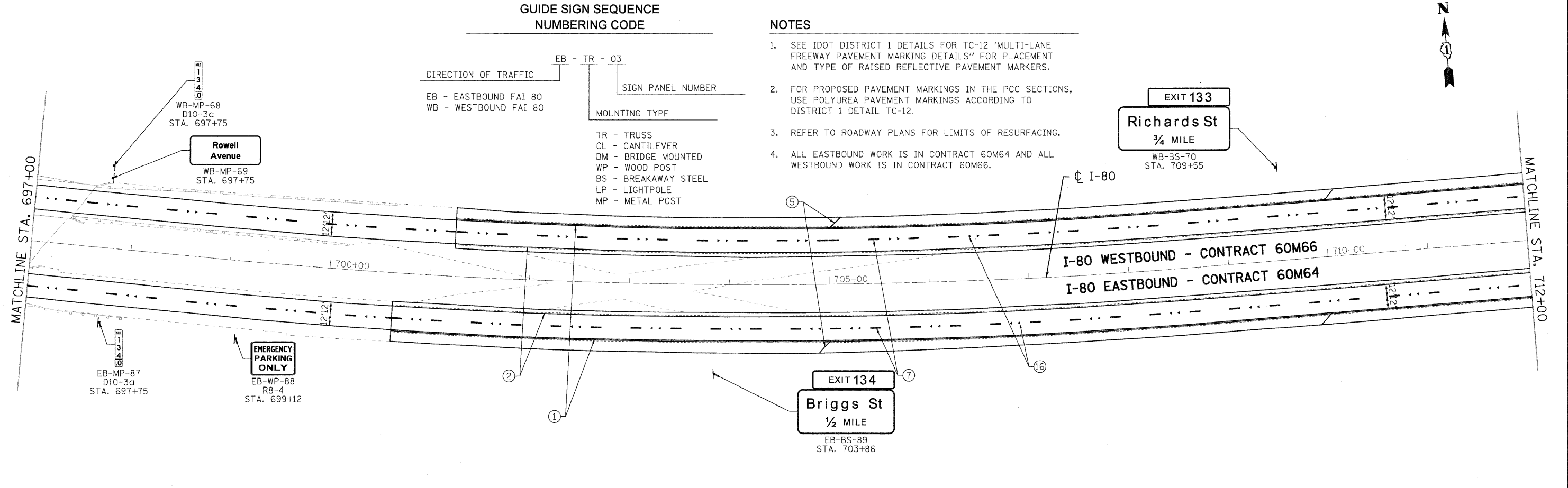


GUIDE SIGN SEQUENCE
NUMBERING CODE



NOTES

- SEE IDOT DISTRICT 1 DETAILS FOR TC-12 "MULTI-LANE FREEWAY PAVEMENT MARKING DETAILS" FOR PLACEMENT AND TYPE OF RAISED REFLECTIVE PAVEMENT MARKERS.
- FOR PROPOSED PAVEMENT MARKINGS IN THE PCC SECTIONS, USE POLYUREA PAVEMENT MARKINGS ACCORDING TO DISTRICT 1 DETAIL TC-12.
- REFER TO ROADWAY PLANS FOR LIMITS OF RESURFACING.
- ALL EASTBOUND WORK IS IN CONTRACT 60M64 AND ALL WESTBOUND WORK IS IN CONTRACT 60M66.



LEGEND:

- | | |
|--|---|
| ① THERMOPLASTIC PAVEMENT MARKING - LINE 4" (WHITE EDGE LINE) | ⑪ POLYUREA PAVEMENT MARKING TYPE I - LINE 5" (WHITE 10' DASH, 30' SKIP - P.C.C. PVT. ONLY) |
| ② THERMOPLASTIC PAVEMENT MARKING - LINE 4" (YELLOW EDGE LINE) | ⑫ POLYUREA PAVEMENT MARKING TYPE I - LINE 8" (WHITE EDGE LINE - P.C.C. PVT. ONLY) |
| ③ THERMOPLASTIC PAVEMENT MARKING - LINE 8" (WHITE EDGE LINE) | ⑬ POLYUREA PAVEMENT MARKING TYPE I - LINE 12" (WHITE GORE CHEVRONS SPACED @ 30' CENTERS - P.C.C. PVT. ONLY) |
| ④ THERMOPLASTIC PAVEMENT MARKING - LINE 12" (WHITE GORE CHEVRONS SPACED @ 30' CENTERS) | ⑭ POLYUREA PAVEMENT MARKING TYPE I - LINE 12" (WHITE SHOULDER DIAGONALS SPACED @ 500' CENTERS (40' AT BRIDGES)) |
| ⑤ THERMOPLASTIC PAVEMENT MARKING - LINE 12" (WHITE SHOULDER DIAGONALS SPACED @ 500' CENTERS) | ⑮ RAISED REFLECTIVE PAVEMENT MARKER (1-WAY YELLOW / OPAQUE) |
| ⑥ THERMOPLASTIC PAVEMENT MARKING - LINE 4" (WHITE 2' DASH, 6' SKIP) | ⑯ RAISED REFLECTIVE PAVEMENT MARKER (1-WAY CRYSTAL / OPAQUE) |
| ⑦ PREFORMED PLASTIC PAVEMENT MARKING, TYPE B - INLAID - LINE 5" (WHITE 10' DASH, 30' SKIP) | ⑰ RAISED REFLECTIVE PAVEMENT MARKER (BRIDGE) |
| ⑧ POLYUREA PAVEMENT MARKING TYPE I - LINE 4" (WHITE EDGE LINE - P.C.C. PVT. ONLY) | ⑱ THERMOPLASTIC PAVEMENT MARKING - LETTERS AND SYMBOLS |
| ⑨ POLYUREA PAVEMENT MARKING TYPE I - LINE 4" (YELLOW EDGE LINE - P.C.C. PVT. ONLY) | ⑲ POLYUREA PAVEMENT MARKING TYPE I - LETTERS AND SYMBOLS |
| ⑩ POLYUREA PAVEMENT MARKING TYPE I - LINE 4" (WHITE 2' DASH, 6' SKIP - P.C.C. PVT. ONLY) | ⑳ PREFORMED PLASTIC PAVEMENT MARKING, TYPE B - INLAID - LINE 8" (WHITE 3' DASH, 9' SKIP) |
| | ㉑ POLYUREA PAVEMENT MARKING TYPE I - LINE 8" (WHITE 3' DASH, 9' SKIP - P.C.C. PVT. ONLY) |
| | ㉒ PREFORMED PLASTIC PAVEMENT MARKING, TYPE B - INLAID - LINE 8" |

USER NAME = tkoepfen@rdwy.lisle	DESIGNED - EJB	REVISED -		STATE OF ILLINOIS DEPARTMENT OF TRANSPORTATION	PAVEMENT MARKING & SIGNING PLAN I-80 MAINLINE			F.A.I. RTE.	SECTION	COUNTY	TOTAL SHEETS	SHEET NO.
PLOT CONFIG = PDF(Large).plt	DRAWN - EJB	REVISED -						80	99 (4 & 4-1) RS-3	WILL	203	71
PLOT SCALE = 1:50	CHECKED - DTH	REVISED -			SCALE: 1"=50'			SHEET NO. 10 OF 18 SHEETS STA. 697+00.00 TO STA. 727+00.00			CONTRACT NO. 60M66	
PLOT DATE = 1/18/2011	DATE - 1/20/2011	REVISED -			FED. ROAD DIST. NO. 1 ILLINOIS FED. AID PROJECT							