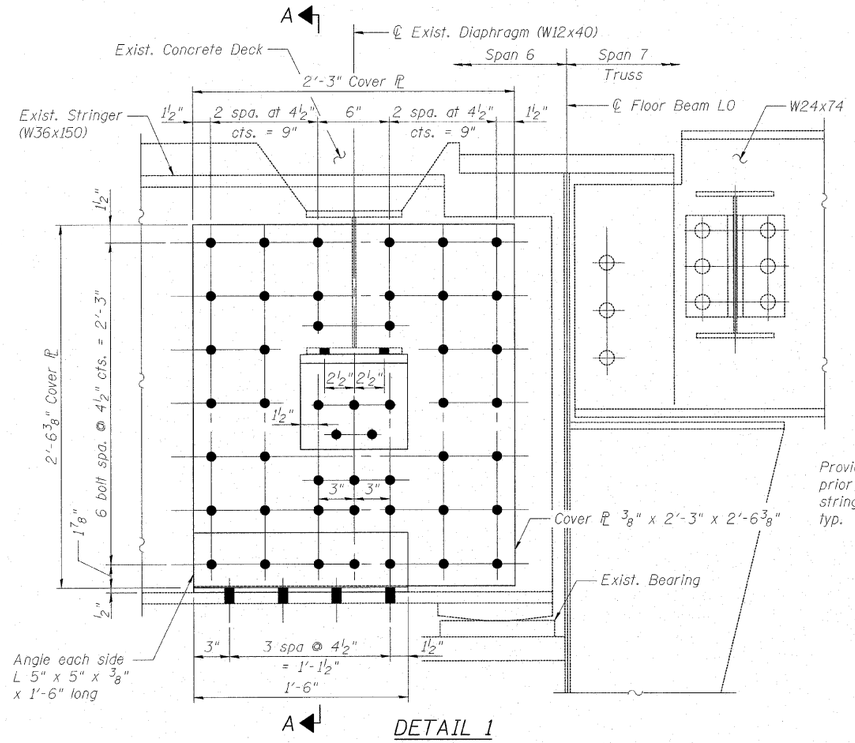

DETAIL 1

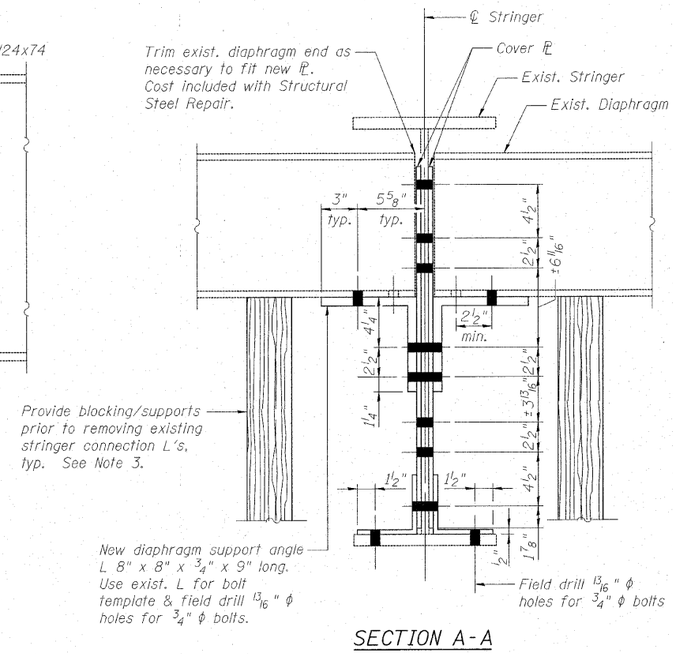

SECTION A-A

LEGEND

- ○ Replace exist. bolts. Use exist. holes as template for field drilling new holes.
- ● New bolt (field drill)
- ○ Exist. bolt to remain

NOTES

1. Cost of field drilling to be included in the cost of Structural Steel Repairs.
2. All holes to be field drilled 13/16" ϕ for ¾" ϕ AASHTO M164/ASTM A325 bolts.
3. Distance from top of pier cap to diaphragm is approximately 7'-0.
4. The repair plate and shape lengths shown are anticipated based on existing plan data. Longer repair plates and shapes may be required based on field conditions.
5. See Sht S-3 and S-12 of S-35 for additional notes.
6. For additional requirements, See Special Provision for Structural Steel Repair and Structural Steel Removal

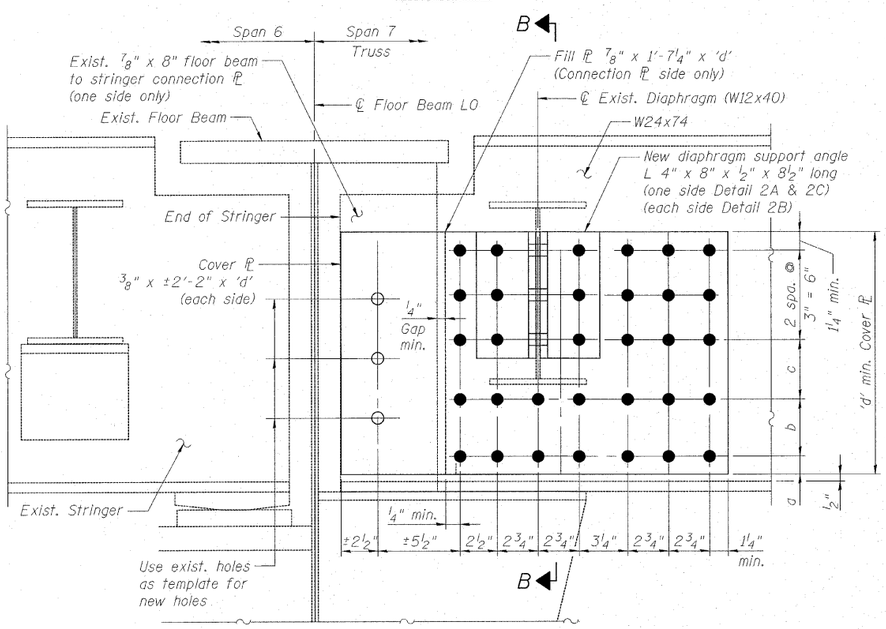

DETAIL 2A, 2B, & 2C

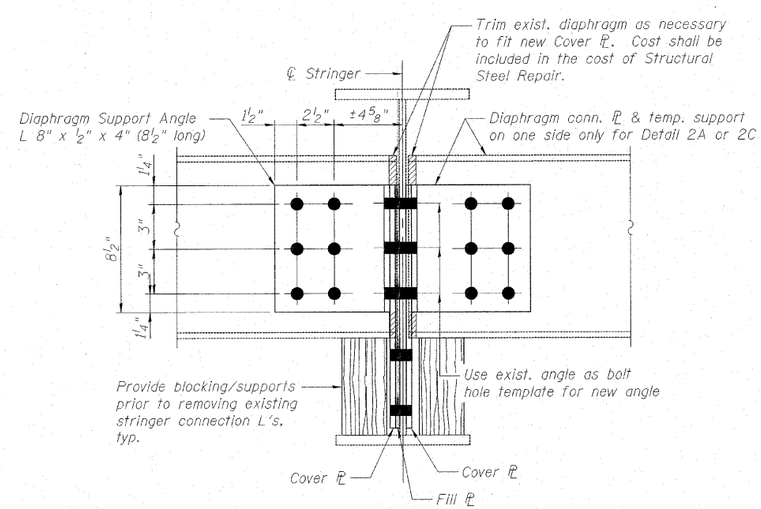

SECTION B-B

(Detail 2B Shown, Detail 2A & 2C Similar Except as Noted)

DETAIL 2 DIMENSIONS

DETAIL NO.	DIMENSIONS			
	a	b	c	d
2A	1¼"	±2 9/16"	4"	±1'-3⅛"
2B	1¼"	±3 13/16"	4"	±1'-4 5/16"
2C	±1 13/16"	4½"	4½"	±1'-6⅛"

USER NAME = tmueller	DESIGNED - DF	REVISED -	
PLOT SCALE = NTS	DRAWN - LAM	REVISED -	
PLOT DATE = 2/8/2011 5:42:28 PM	CHECKED - BLU	REVISED -	
	DATE - 1/20/2011	REVISED -	

HBP Illinois Partners

STATE OF ILLINOIS
DEPARTMENT OF TRANSPORTATION

STEEL REPAIR DETAILS 3
WESTBOUND FAI-80 OVER DES PLAINES RIVER
STRUCTURE NO. 099-0057

SHEET NO. S-15 OF S-35 SHEETS

F.A.I RTE.	SECTION	COUNTY	TOTAL SHEETS	SHEET NO.
80	99(4&4-1)RS-3	WILL	203	124
		CONTRACT NO. 60M66		
FED. ROAD DIST. NO.	ILLINOIS	FED. AID PROJECT		

S:\JOSEB\05_CADD\CADD Sheets\0990057-60M66-DH-DETL.dgn