

## **If you plan to submit a bid directly to the Department of Transportation**

### **PREQUALIFICATION**

Any contractor who desires to become pre-qualified to bid on work advertised by IDOT must submit the properly completed pre-qualification forms to the Bureau of Construction no later than 4:30 p.m. prevailing time twenty-one days prior to the letting of interest. This pre-qualification requirement applies to first time contractors, contractors renewing expired ratings, contractors maintaining continuous pre-qualification or contractors requesting revised ratings. To be eligible to bid, existing pre-qualification ratings must be effective through the date of letting.

### **REQUESTS FOR AUTHORIZATION TO BID**

Contractors wanting to bid on items included in a particular letting must submit the properly completed "Request for Authorization to Bid/or Not For Bid Status" (BDE 124) and the ORIGINAL "Affidavit of Availability" (BC 57) to the proper office no later than 4:30 p.m. prevailing time, three (3) days prior to the letting date. This does not apply to Small Business Set-Asides or to the Target Market Program projects.

### **WHO CAN BID ?**

Bids will be accepted from only those companies that request and receive written **Authorization to Bid** from IDOT's Central Bureau of Construction. This does not apply to Small Business Set-Asides or to the Target Market Program projects.

**WHAT CONSTITUTES WRITTEN AUTHORIZATION TO BID?:** When a prospective prime bidder submits a "Request for Authorization to Bid/or Not For Bid Status" (BDE 124) he/she must indicate at that time which items are being requested For Bidding purposes. Only those items requested For Bidding will be analyzed. After the request has been analyzed, the bidder will be issued an **Authorization to Bid or Not for Bid Report**, approved by the Central Bureau of Construction that indicates which items have been approved For Bidding. If **Authorization to Bid** cannot be approved, the **Authorization to Bid or Not for Bid Report** will indicate the reason for denial.

**ABOUT AUTHORIZATION TO BID:** Firms that have not received an authorization form within a reasonable time of complete and correct original document submittal should contact the department as to status. This is critical in the week before the letting. These documents must be received three days before the letting date. Firms unsure as to authorization status should call the Prequalification Section of the Bureau of Construction at the number listed at the end of these instructions.

**ADDENDA AND REVISIONS:** It is the contractor's responsibility to determine which, if any, addenda or revisions pertain to any project they may be bidding. Failure to incorporate all relevant addenda or revisions may cause the bid to be declared unacceptable.

Each addendum will be placed with the contract number. Addenda and revisions will also be placed on the Addendum/Revision Checklist and each subscription service subscriber will be notified by e-mail of each addendum and revision issued.

The Internet is the Department's primary way of doing business. The subscription server e-mails are an added courtesy the Department provides. It is suggested that bidders check IDOT's website at <http://www.dot.il.gov/desenv/delett.html> before submitting final bid information.

### ***IDOT IS NOT RESPONSIBLE FOR ANY E-MAIL FAILURES.***

Addenda Questions may be directed to the Plans and Contracts Office at (217)782-7806 or [D&Econtracts@dot.il.gov](mailto:D&Econtracts@dot.il.gov)

Technical Questions about downloading these files may be directed to Tim Garman (217)524-1642 or [Timothy.Garman@illinois.gov](mailto:Timothy.Garman@illinois.gov).

**WHAT MUST BE INCLUDED WHEN BIDS ARE SUBMITTED?:** Bidders need not return the entire proposal when bids are submitted. That portion of the proposal that must be returned includes the following:

1. All documents from the Proposal Cover Sheet through the Proposal Bid Bond
2. Other special documentation and/or information that may be required by the contract special provisions

All proposal documents, including Proposal Guaranty Checks or Proposal Bid Bonds, should be stapled together to prevent loss when bids are processed by IDOT personnel.

**ABOUT SUBMITTING BIDS:** It is recommended that bidders deliver bids in person to insure they arrive at the proper location prior to the time specified for the receipt of bids. Any bid received at the place of letting after the time specified will not be accepted.

**WHO SHOULD BE CALLED IF ASSISTANCE IS NEEDED?**

<b>Questions Regarding</b>	<b>Call</b>
Prequalification and/or Authorization to Bid	217/782-3413
Preparation and submittal of bids	217/782-7806
Mailing of plans and proposals	217/782-7806

**ADDENDUMS AND REVISIONS TO THE PROPOSAL FORMS**

Bidders should verify that they have received and incorporated any addendum and/or revision prior to submitting their bid. Failure by the bidder to include an addendum or revision could result in a bid being rejected as irregular.

RETURN WITH BID

116

Proposal Submitted By
Name
Address
City

Letting March 11, 2011

BIDDERS NEED NOT RETURN THE ENTIRE PROPOSAL  
(See instructions inside front cover)

**NOTICE TO PROSPECTIVE BIDDERS**

This proposal can be used for bidding purposes by only those companies that request and receive written AUTHORIZATION TO BID from IDOT's Central Bureau of Construction. This does not apply to Small Business Set-Asides or to the Target Market Program projects. (SEE INSTRUCTIONS ON THE INSIDE OF COVER)

**Notice to Bidders,  
Specifications,  
Proposal, Contract  
and Contract Bond**



**Illinois Department  
of Transportation**

Springfield, Illinois 62764

Contract No. 63511  
COOK County  
Section 10-00095-00-SW (River Grove)  
Route FAU 1376 (Grand Avenue)  
Project TE-00D1(823)  
District 1 Construction Funds

PLEASE MARK THE APPROPRIATE BOX BELOW:

- A Bid Bond is included.
- A Cashier's Check or a Certified Check is included

Prepared by	
Checked by	F

(Printed by authority of the State of Illinois)

---

---

## INSTRUCTIONS

**ABOUT IDOT PROPOSALS:** All proposals issued by IDOT are potential bidding proposals. Each proposal contains all Certifications and Affidavits, a Proposal Signature Sheet and a Proposal Bid Bond. In addition, this proposal contains new statutory requirements applicable to the use of subcontractors and, in particular, includes the State Required Ethical Standards Governing Subcontractors to be signed and incorporated into all subcontracts.

**WHO CAN BID?:** Bids will be accepted from only those companies that request and receive written **Authorization to Bid** from IDOT's Central Bureau of Construction. To request authorization, a potential bidder must complete and submit Part B of the Request for Authorization to Bid/or Not For Bid Status form (BDE 124) and submit an original Affidavit of Availability (BC 57). This does not apply to Small Business Set-Asides or to the Target Market Program projects.

**WHAT CONSTITUTES WRITTEN AUTHORIZATION TO BID?:** When a prospective prime bidder submits a "Authorization to Bid or Not for Bid" form, he/she must indicate at that time which items are being requested For Bidding purposes. Only those items requested For Bidding will be analyzed. After the request has been analyzed, the bidder will be issued a **Authorization to Bid or Not for Bid Report**, approved by the Central Bureau of Construction, that indicates which items have been approved For Bidding. If **Authorization to Bid** cannot be approved, the **Authorization to Bid or Not for Bid Report** will indicate the reason for denial. If a contractor has requested to bid but has not received a **Authorization to Bid or Not for Bid Report**, they should contact the Central Bureau of Construction in advance of the letting date.

**WHAT MUST BE INCLUDED WHEN BIDS ARE SUBMITTED?:** Bidders need not return the entire proposal when bids are submitted. That portion of the proposal that must be returned includes the following:

1. All documents from the Proposal Cover Sheet through the Proposal Bid Bond
2. Other special documentation and/or information that may be required by the contract special provisions

All proposal documents, including Proposal Guaranty Checks or Proposal Bid Bonds, should be stapled together to prevent loss when bids are processed by IDOT personnel.

**ABOUT SUBMITTING BIDS:** It is recommended that bidders deliver bids in person to insure they arrive at the proper location prior to the time specified for the receipt of bids. Any bid received at the place of letting after the time specified will not be accepted.

### WHO SHOULD BE CALLED IF ASSISTANCE IS NEEDED?

Questions Regarding	Call
Prequalification and/or Authorization to Bid	217/782-3413
Preparation and submittal of bids	217/782-7806

RETURN WITH BID



PROPOSAL

TO THE DEPARTMENT OF TRANSPORTATION

1. Proposal of \_\_\_\_\_  
\_\_\_\_\_

Taxpayer Identification Number (Mandatory) \_\_\_\_\_

for the improvement identified and advertised for bids in the Invitation for Bids as:

**Contract No. 63511  
COOK County  
Section 10-00095-00-SW (River Grove)  
Project TE-00D1(823)  
Route FAU 1376 (Grand Avenue)  
District 1 Construction Funds**

**Project consists of the removal of the existing sidewalk, curb and gutter, driveway aprons and grass parkways, installation of new brick paver sidewalk, concrete sidewalk, curb and gutter, driveway aprons, private entrance sidewalks, installation of storm sewers and drainage structures, restoring the grass parkways with topsoil and sod and all other incidental items to complete the work on FAU Route 1376 (Grand Avenue) from the DesPlaines River Bridge to Davisson Street in the village of River Grove.**

2. The undersigned bidder will furnish all labor, material and equipment to complete the above described project in a good and workmanlike manner as provided in the contract documents provided by the Department of Transportation. This proposal will become part of the contract and the terms and conditions contained in the contract documents shall govern performance and payments.

**RETURN WITH BID**

3. **ASSURANCE OF EXAMINATION AND INSPECTION/WAIVER.** The undersigned further declares that he/she has carefully examined the proposal, plans, specifications, addenda form of contract and contract bond, and special provisions, and that he/she has inspected in detail the site of the proposed work, and that he/she has familiarized themselves with all of the local conditions affecting the contract and the detailed requirements of construction, and understands that in making this proposal he/she waives all right to plead any misunderstanding regarding the same.
  
4. **EXECUTION OF CONTRACT AND CONTRACT BOND.** The undersigned further agrees to execute a contract for this work and present the same to the department within fifteen (15) days after the contract has been mailed to him/her. The undersigned further agrees that he/she and his/her surety will execute and present within fifteen (15) days after the contract has been mailed to him/her contract bond satisfactory to and in the form prescribed by the Department of Transportation, in the penal sum of the full amount of the contract, guaranteeing the faithful performance of the work in accordance with the terms of the contract.
  
5. **PROPOSAL GUARANTY.** Accompanying this proposal is either a bid bond on the department form, executed by a corporate surety company satisfactory to the department, or a proposal guaranty check consisting of a bank cashier's check or a properly certified check for not less than 5 per cent of the amount bid or for the amount specified in the following schedule:

<u>Amount of Bid</u>		<u>Proposal Guaranty</u>	<u>Amount of Bid</u>		<u>Proposal Guaranty</u>	
Up to	\$5,000 .....	\$150	\$2,000,000	to	\$3,000,000 .....	\$100,000
\$5,000	to \$10,000 .....	\$300	\$3,000,000	to	\$5,000,000 .....	\$150,000
\$10,000	to \$50,000 .....	\$1,000	\$5,000,000	to	\$7,500,000 .....	\$250,000
\$50,000	to \$100,000 .....	\$3,000	\$7,500,000	to	\$10,000,000 .....	\$400,000
\$100,000	to \$150,000 .....	\$5,000	\$10,000,000	to	\$15,000,000 .....	\$500,000
\$150,000	to \$250,000 .....	\$7,500	\$15,000,000	to	\$20,000,000 .....	\$600,000
\$250,000	to \$500,000 .....	\$12,500	\$20,000,000	to	\$25,000,000 .....	\$700,000
\$500,000	to \$1,000,000 .....	\$25,000	\$25,000,000	to	\$30,000,000 .....	\$800,000
\$1,000,000	to \$1,500,000 .....	\$50,000	\$30,000,000	to	\$35,000,000 .....	\$900,000
\$1,500,000	to \$2,000,000 .....	\$75,000	over		\$35,000,000 .....	\$1,000,000

Bank cashier's checks or properly certified checks accompanying proposals shall be made payable to the Treasurer, State of Illinois, when the state is awarding authority; the county treasurer, when a county is the awarding authority; or the city, village, or town treasurer, when a city, village, or town is the awarding authority.

If a combination bid is submitted, the proposal guaranties which accompany the individual proposals making up the combination will be considered as also covering the combination bid.

The amount of the proposal guaranty check is \_\_\_\_\_ \$(\_\_\_\_\_). If this proposal is accepted and the undersigned shall fail to execute a contract bond as required herein, it is hereby agreed that the amount of the proposal guaranty shall become the property of the State of Illinois, and shall be considered as payment of damages due to delay and other causes suffered by the State because of the failure to execute said contract and contract bond; otherwise, the bid bond shall become void or the proposal guaranty check shall be returned to the undersigned.

**Attach Cashier's Check or Certified Check Here**

In the event that one proposal guaranty check is intended to cover two or more proposals, the amount must be equal to the sum of the proposal guaranties which would be required for each individual proposal. If the guaranty check is placed in another proposal, state below where it may be found.

The proposal guaranty check will be found in the proposal for:

Item \_\_\_\_\_

Section No. \_\_\_\_\_

County \_\_\_\_\_

**Mark the proposal cover sheet as to the type of proposal guaranty submitted.**

**RETURN WITH BID**

6. **COMBINATION BIDS.** The undersigned further agrees that if awarded the contract for the sections contained in the following combination, he/she will perform the work in accordance with the requirements of each individual proposal comprising the combination bid specified in the schedule below, and that the combination bid shall be prorated against each section in proportion to the bid submitted for the same. If an error is found to exist in the gross sum bid for one or more of the individual sections included in a combination, the combination bid shall be corrected as provided in the specifications.

**When a combination bid is submitted, the schedule below must be completed in each proposal comprising the combination.**

**If alternate bids are submitted for one or more of the sections comprising the combination, a combination bid must be submitted for each alternate.**

**Schedule of Combination Bids**

Combination No.	Sections Included in Combination	Combination Bid	
		Dollars	Cents

7. **SCHEDULE OF PRICES.** The undersigned bidder submits herewith, in accordance with the rules and instructions, a schedule of prices for the items of work for which bids are sought. The unit prices bid are in U.S. dollars and cents, and all extensions and summations have been made. The bidder understands that the quantities appearing in the bid schedule are approximate and are provided for the purpose of obtaining a gross sum for the comparison of bids. If there is an error in the extension of the unit prices, the unit prices shall govern. Payment to the contractor awarded the contract will be made only for actual quantities of work performed and accepted or materials furnished according to the contract. The scheduled quantities of work to be done and materials to be furnished may be increased, decreased or omitted as provided elsewhere in the contract.

8. **AUTHORITY TO DO BUSINESS IN ILLINOIS.** Section 20-43 of the Illinois Procurement Code (30 ILCS 500/20-43) provides that a person (other than an individual acting as a sole proprietor) must be a legal entity authorized to do business in the State of Illinois prior to submitting the bid.

9. **The services of a subcontractor will or may be used.**

Check box Yes   
 Check box No

For known subcontractors with subcontracts with an annual value of more than \$25,000, the contract shall include their name, address, and the dollar allocation for each subcontractor.

---



---

10. **EXECUTION OF CONTRACT:** The Department of Transportation will, in accordance with the rules governing Department procurements, execute the contract and shall be the sole entity having the authority to accept performance and make payments under the contract. Execution of the contract by the Chief Procurement Officer or the State Purchasing Officer is for approval of the procurement process and execution of the contract by the Department. Neither the Chief Procurement Officer nor the State Purchasing Officer shall be responsible for administration of the contract or determinations respecting performance or payment there under except as otherwise permitted in the Illinois Procurement Code.

STATE JOB #- C-91-509-10  
 PPS NBR - 0-09911-0000

COUNTY NAME	CODE	DIST	SECTION NUMBER	PROJECT NUMBER	ROUTE
COOK	031	01	10-00095-00-SW (RIVER GROVE)	TE-00D1/823/000	FAU 1376

ITEM NUMBER	PAY ITEM DESCRIPTION	UNIT OF MEASURE	QUANTITY	UNIT PRICE		TOTAL PRICE	
				DOLLARS	CENTS	DOLLARS	CTS
A2000616	T-ACER PLAT 2	EACH	1.000 X	=		=	
B0237345	T-PYRUS C CLE TF 2"	EACH	8.000 X	=		=	
B2006316	T-SYRG RT IS TF 2	EACH	6.000 X	=		=	
LR430040	PAVING BRICK SIDEWALK	SQ YD	2,135.000 X	=		=	
XX000541	EXPLOR EXCAVATION	CU YD	25.000 X	=		=	
XX000717	STORM SEWER CONN SPL	EACH	2.000 X	=		=	
XX006834	E CON TO EX LT SYS	EACH	4.000 X	=		=	
XX006993	10X4 CB TRAP & RESTR	EACH	4.000 X	=		=	
XX007151	PLANTER RAILING	FOOT	550.000 X	=		=	
XX007152	DEC LT PL AL 12 MH	EACH	37.000 X	=		=	
XX007153	DEC AC L SV TN MT 70	EACH	37.000 X	=		=	
X0323857	EX LT POLE FDN ADJUST	EACH	4.000 X	=		=	
X0326210	GEOTECH FABRIC SPEC	SQ YD	2,135.000 X	=		=	
X0326441	STONE BEDDING MTERIAL	TON	500.000 X	=		=	
X2080250	TRENCH BACKFILL SPL	CU YD	40.000 X	=		=	



ITEM NUMBER	PAY ITEM DESCRIPTION	UNIT OF MEASURE	QUANTITY	UNIT PRICE		TOTAL PRICE	
				DOLLARS	CENTS	DOLLARS	CTS
X2111110	TOPSOIL PLACEMENT	CU YD	55.000 X	=		=	
X4404700	SIDEWALK REM SPL	SQ FT	46,965.000 X	=		=	
X6022805	CB TA 4D T1F OL SPL	EACH	4.000 X	=		=	
X6022900	CB RECONST SPL	EACH	1.000 X	=		=	
X6023204	INLETS TA T1F OL SPL	EACH	7.000 X	=		=	
X6025300	CB ADJUST SPL	EACH	15.000 X	=		=	
X6025600	MAN ADJUST SPL	EACH	5.000 X	=		=	
X6028000	MAN RECONST SPL	EACH	2.000 X	=		=	
X6029600	CB TC T1F OL SPL	EACH	4.000 X	=		=	
X6064200	COMB CC&G TB6.12 SPL	FOOT	3,900.000 X	=		=	
X8140115	HANDHOLE TO BE ADJUST	EACH	3.000 X	=		=	
Z0018700	DRAINAGE STR REMOVED	EACH	12.000 X	=		=	
Z0033028	MAINTAIN LIGHTING SYS	CAL MO	6.000 X	=		=	
Z0076600	TRAINEES	HOOR	500.000 X	=	0.80	=	400.00
21101615	TOPSOIL F & P 4	SQ YD	1,775.000 X	=		=	

ITEM NUMBER	PAY ITEM DESCRIPTION	UNIT OF MEASURE	QUANTITY	UNIT PRICE		TOTAL PRICE	
				DOLLARS	CENTS	DOLLARS	CTS
25000400	NITROGEN FERT NUTR	POUND	35.000 X	=		=	
25000500	PHOSPHORUS FERT NUTR	POUND	35.000 X	=		=	
25000600	POTASSIUM FERT NUTR	POUND	35.000 X	=		=	
25200100	SODDING	SQ YD	1,775.000 X	=		=	
25200200	SUPPLE WATERING	UNIT	20.000 X	=		=	
28000510	INLET FILTERS	EACH	30.000 X	=		=	
35101600	AGG BASE CSE B 4	SQ YD	1,335.000 X	=		=	
35300100	PCC BSE CSE 6	SQ YD	475.000 X	=		=	
35300300	PCC BSE CSE 8	SQ YD	325.000 X	=		=	
35501287	HMA BASE CSE 2 1/4	SQ YD	555.000 X	=		=	
40300100	BIT MATLS PR CT	GALLON	200.000 X	=		=	
40603310	HMA SC "C" N50	TON	67.000 X	=		=	
40603340	HMA SC "D" N70	TON	125.000 X	=		=	
42001300	PROTECTIVE COAT	SQ YD	4,200.000 X	=		=	
42300400	PCC DRIVEWAY PAVT 8	SQ YD	240.000 X	=		=	

ITEM NUMBER	PAY ITEM DESCRIPTION	UNIT OF MEASURE	QUANTITY	UNIT PRICE		TOTAL PRICE	
				DOLLARS	CENTS	DOLLARS	CTS
42400200	PC CONC SIDEWALK 5	SQ FT	27,750.000	X	=		
42400800	DETECTABLE WARNINGS	SQ FT	296.000	X	=		
44000155	HMA SURF REM 1 1/2	SQ YD	1,300.000	X	=		
44000200	DRIVE PAVEMENT REM	SQ YD	795.000	X	=		
44000500	COMB CURB GUTTER REM	FOOT	3,900.000	X	=		
44201335	CL C PATCH T4 8	SQ YD	100.000	X	=		
550B0320	STORM SEW CL B 2 8	FOOT	30.000	X	=		
550B0330	STORM SEW CL B 2 10	FOOT	80.000	X	=		
56500600	DOM WAT SER BOX ADJ	EACH	50.000	X	=		
56500800	DOM WAT SER BOX	EACH	2.000	X	=		
60265700	VV ADJUST	EACH	1.000	X	=		
60266600	VALVE BOX ADJ	EACH	2.000	X	=		
60406000	FR & LIDS T1 OL	EACH	5.000	X	=		
60406100	FR & LIDS T1 CL	EACH	5.000	X	=		
60600605	CONC CURB TB	FOOT	582.000	X	=		

ITEM NUMBER	PAY ITEM DESCRIPTION	UNIT OF MEASURE	QUANTITY	UNIT PRICE		TOTAL PRICE	
				DOLLARS	CENTS	DOLLARS	CTS
66900200	NON SPL WASTE DISPOSL	CU YD	121.000 X	=		=	
66900450	SPL WASTE PLNS/REPORT	L SUM	1.000 X	=		=	
66900530	SOIL DISPOSAL ANALY	EACH	1.000 X	=		=	
67100100	MOBILIZATION	L SUM	1.000 X	=		=	
70102625	TR CONT & PROT 701606	L SUM	1.000 X	=		=	
70102640	TR CONT & PROT 701801	L SUM	1.000 X	=		=	
78000400	THPL PVT MK LINE 6	FOOT	140.000 X	=		=	
78000650	THPL PVT MK LINE 24	FOOT	20.000 X	=		=	
81018500	CON P 2 GALVS	FOOT	500.000 X	=		=	
81603080	UD 3#2#4GXLPUSE 1 1/4	FOOT	4,800.000 X	=		=	
81900200	TR & BKFIL F ELECT WK	FOOT	4,330.000 X	=		=	
83600200	LIGHT POLE FDN 24D	FOOT	222.000 X	=		=	

TOTAL \$

NOTE:  
 \*\*\* PLEASE TURN PAGE FOR IMPORTANT NOTES \*\*\*

NOTE:

1. EACH PAY ITEM SHOULD HAVE A UNIT PRICE AND A TOTAL PRICE.
2. THE UNIT PRICE SHALL GOVERN IF NO TOTAL PRICE IS SHOWN OR IF THERE IS A DISCREPANCY BETWEEN THE PRODUCT OF THE UNIT PRICE MULTIPLIED BY THE QUANTITY.
3. IF A UNIT PRICE IS OMITTED, THE TOTAL PRICE WILL BE DIVIDED BY THE QUANTITY IN ORDER TO ESTABLISH A UNIT PRICE.
4. A BID MAY BE DECLARED UNACCEPTABLE IF NEITHER A UNIT PRICE NOR A TOTAL PRICE IS SHOWN.

## RETURN WITH BID

### **STATE REQUIRED ETHICAL STANDARDS GOVERNING CONTRACT PROCUREMENT: ASSURANCES, CERTIFICATIONS AND DISCLOSURES**

#### **I. GENERAL**

**A.** Article 50 of the Illinois Procurement Code establishes the duty of all State chief procurement officers, State purchasing officers, and their designees to maximize the value of the expenditure of public moneys in procuring goods, services, and contracts for the State of Illinois and to act in a manner that maintains the integrity and public trust of State government. In discharging this duty, they are charged by law to use all available information, reasonable efforts, and reasonable actions to protect, safeguard, and maintain the procurement process of the State of Illinois.

**B.** In order to comply with the provisions of Article 50 and to carry out the duty established therein, all bidders are to adhere to ethical standards established for the procurement process, and to make such assurances, disclosures and certifications required by law. Except as otherwise required in subsection III, paragraphs J-M, by execution of the Proposal Signature Sheet, the bidder indicates that each of the mandated assurances have been read and understood, that each certification is made and understood, and that each disclosure requirement has been understood and completed.

**C.** In addition to all other remedies provided by law, failure to comply with any assurance, failure to make any disclosure or the making of a false certification shall be grounds for the chief procurement officer to void the contract, or subcontract, and may result in the suspension or debarment of the bidder or subcontractor.

#### **II. ASSURANCES**

The assurances hereinafter made by the bidder are each a material representation of fact upon which reliance is placed should the Department enter into the contract with the bidder.

##### **A. Conflicts of Interest**

1. The Illinois Procurement Code provides in pertinent part:

Section 50-13. Conflicts of Interest.

(a) Prohibition. It is unlawful for any person holding an elective office in this State, holding a seat in the General Assembly, or appointed to or employed in any of the offices or agencies of state government and who receives compensation for such employment in excess of 60% of the salary of the Governor of the State of Illinois, or who is an officer or employee of the Capital Development Board or the Illinois Toll Highway Authority, or who is the spouse or minor child of any such person to have or acquire any contract, or any direct pecuniary interest in any contract therein, whether for stationery, printing, paper, or any services, materials, or supplies, that will be wholly or partially satisfied by the payment of funds appropriated by the General Assembly of the State of Illinois or in any contract of the Capital Development Board or the Illinois Toll Highway authority.

(b) Interests. It is unlawful for any firm, partnership, association or corporation, in which any person listed in subsection (a) is entitled to receive (i) more than 7 1/2% of the total distributable income or (ii) an amount in excess of the salary of the Governor, to have or acquire any such contract or direct pecuniary interest therein.

(c) Combined interests. It is unlawful for any firm, partnership, association, or corporation, in which any person listed in subsection (a) together with his or her spouse or minor children is entitled to receive (i) more than 15%, in the aggregate, of the total distributable income or (ii) an amount in excess of 2 times the salary of the Governor, to have or acquire any such contract or direct pecuniary interest therein.

(d) Securities. Nothing in this Section invalidates the provisions of any bond or other security previously offered or to be offered for sale or sold by or for the State of Illinois.

(e) Prior interests. This Section does not affect the validity of any contract made between the State and an officer or employee of the State or member of the General Assembly, his or her spouse, minor child or any combination of those persons if that contract was in existence before his or her election or employment as an officer, member, or employee. The contract is voidable, however, if it cannot be completed within 365 days after the officer, member, or employee takes office or is employed.

The current salary of the Governor is \$177,412.00. Sixty percent of the salary is \$106,447.20.

## RETURN WITH BID

2. The bidder assures the Department that the award and execution of the contract would not cause a violation of Section 50-13, or that an effective exemption has been issued by the Board of Ethics to any individual subject to the Section 50-13 prohibitions pursuant to the provisions of Section 50-20 of the Code and Executive Order Number 3 (1998). Information concerning the exemption process is available from the Department upon request.

### **B. Negotiations**

1. The Illinois Procurement Code provides in pertinent part:

Section 50-15. Negotiations.

(a) It is unlawful for any person employed in or on a continual contractual relationship with any of the offices or agencies of State government to participate in contract negotiations on behalf of that office or agency with any firm, partnership, association, or corporation with whom that person has a contract for future employment or is negotiating concerning possible future employment.

2. The bidder assures the Department that the award and execution of the contract would not cause a violation of Section 50-15, and that the bidder has no knowledge of any facts relevant to the kinds of acts prohibited therein.

### **C. Inducements**

1. The Illinois Procurement Code provides:

Section 50-25. Inducement. Any person who offers or pays any money or other valuable thing to any person to induce him or her not to bid for a State contract or as recompense for not having bid on a State contract is guilty of a Class 4 felony. Any person who accepts any money or other valuable thing for not bidding for a State contract or who withholds a bid in consideration of the promise for the payment of money or other valuable thing is guilty of a Class 4 felony.

2. The bidder assures the Department that the award and execution of the contract would not cause a violation of Section 50-25, and that the bidder has no knowledge of any facts relevant to the kinds of acts prohibited therein.

### **D. Revolving Door Prohibition**

1. The Illinois Procurement Code provides:

Section 50-30. Revolving door prohibition. Chief procurement officers, State purchasing officers, procurement compliance monitors, their designees whose principal duties are directly related to State procurement, and executive officers confirmed by the Senate are expressly prohibited for a period of 2 years after terminating an affected position from engaging in any procurement activity relating to the State agency most recently employing them in an affected position for a period of at least 6 months. The prohibition includes, but is not limited to: lobbying the procurement process; specifying; bidding; proposing bid, proposal, or contract documents; on their own behalf or on behalf of any firm, partnership, association, or corporation. This Section applies only to persons who terminate an affected position on or after January 15, 1999.

2. The bidder assures the Department that the award and execution of the contract would not cause a violation of Section 50-30, and that the bidder has no knowledge of any facts relevant to the kinds of acts prohibited therein.

### **E. Reporting Anticompetitive Practices**

1. The Illinois Procurement Code provides:

Section 50-40. Reporting anticompetitive practices. When, for any reason, any vendor, bidder, contractor, chief procurement officer, State purchasing officer, designee, elected official, or State employee suspects collusion or other anticompetitive practice among any bidders, offerors, contractors, proposers, or employees of the State, a notice of the relevant facts shall be transmitted to the Attorney General and the chief procurement officer.

2. The bidder assures the Department that it has not failed to report any relevant facts concerning the practices addressed in Section 50-40 which may involve the contract for which the bid is submitted.

### **F. Confidentiality**

1. The Illinois Procurement Code provides:

Section 50-45. Confidentiality. Any chief procurement officer, State purchasing officer, designee, or executive officer who willfully uses or allows the use of specifications, competitive bid documents, proprietary competitive information, proposals, contracts, or selection information to compromise the fairness or integrity of the procurement, bidding, or contract process shall be subject to immediate dismissal, regardless of the Personnel code, any contract, or any collective bargaining agreement, and may in addition be subject to criminal prosecution.

2. The bidder assures the Department that it has no knowledge of any fact relevant to the practices addressed in Section 50-45 which may involve the contract for which the bid is submitted.

## RETURN WITH BID

### **G. Insider Information**

1. The Illinois Procurement Act provides:

Section 50-50. Insider information. It is unlawful for any current or former elected or appointed State official or State employee to knowingly use confidential information available only by virtue of that office or employment for actual or anticipated gain for themselves or another person.

2. The bidder assures the Department that it has no knowledge of any facts relevant to the practices addressed in Section 50-50 which may involve the contract for which the bid is submitted.

### **III. CERTIFICATIONS**

The certifications hereinafter made by the bidder are each a material representation of fact upon which reliance is placed should the Department enter into the contract with the bidder. Section 50-2 of the Illinois Procurement Code provides that every person that has entered into a multi-year contract and every subcontractor with a multi-year subcontract shall certify, by July 1 of each fiscal year covered by the contract after the initial fiscal year, to the responsible chief procurement officer whether it continues to satisfy the requirements of Article 50 pertaining to the eligibility for a contract award. If a contractor or subcontractor is not able to truthfully certify that it continues to meet all requirements, it shall provide with its certification a detailed explanation of the circumstances leading to the change in certification status. A contractor or subcontractor that makes a false statement material to any given certification required under Article 50 is, in addition to any other penalties or consequences prescribed by law, subject to liability under the Whistleblower Reward and Protection Act for submission of a false claim.

#### **A. Bribery**

1. The Illinois Procurement Code provides:

Section 50-5. Bribery.

- (a) Prohibition. No person or business shall be awarded a contract or subcontract under this Code who:

- (1) has been convicted under the laws of Illinois or any other state of bribery or attempting to bribe an officer or employee of the State of Illinois or any other state in that officer's or employee's official capacity; or

- (2) has made an admission of guilt of that conduct that is a matter of record but has not been prosecuted for that conduct.

- (b) Businesses. No business shall be barred from contracting with any unit of State or local government, or subcontracting under such a contract, as a result of a conviction under this Section of any employee or agent of the business if the employee or agent is no longer employed by the business and:

- (1) the business has been finally adjudicated not guilty; or

- (2) the business demonstrates to the governmental entity with which it seeks to contract, or which is signatory to the contract which the subcontract relates, and that entity finds that the commission of the offense was not authorized, requested, commanded, or performed by a director, officer, or high managerial agent on behalf of the business as provided in paragraph (2) of subsection (a) of Section 5-4 of the Criminal Code of 1961.

- (c) Conduct on behalf of business. For purposes of this Section, when an official, agent, or employee of a business committed the bribery or attempted bribery on behalf of the business and in accordance with the direction or authorization of a responsible official of the business, the business shall be chargeable with the conduct.

- (d) Certification. Every bid submitted to and contract executed by the State, and every subcontract subject to Section 20-120 of the Procurement Code shall contain a certification by the contractor or the subcontractor, respectively, that the contractor or subcontractor is not barred from being awarded a contract or subcontract under this Section and acknowledges that the chief procurement officer may declare the related contract void if any certifications required by this Section are false. A contractor who makes a false statement, material to the certification, commits a Class 3 felony.

2. The contractor or subcontractor certifies that it is not barred from being awarded a contract under Section 50.5.

#### **B. Felons**

1. The Illinois Procurement Code provides:

Section 50-10. Felons. Unless otherwise provided, no person or business convicted of a felony shall do business with the State of Illinois or any State agency, or enter into a subcontract, from the date of conviction until 5 years after the date of completion of the sentence for that felony, unless no person held responsible by a prosecutorial office for the facts upon which the conviction was based continues to have any involvement with the business.

3. Certification. Every bid submitted to and contract executed by the State and every subcontract subject to Section 20-120 of the Procurement Code shall contain a certification by the bidder or contractor or subcontractor, respectively, that the bidder, contractor, or subcontractor is not barred from being awarded a contract or subcontract under this Section and acknowledges that the chief procurement officer may declare the related contract void if any of the certifications required by this Section are false.



## RETURN WITH BID

### **C. Debt Delinquency**

1. The Illinois Procurement Code provides:

Section 50-11 and 50-12. Debt Delinquency.

The contractor or bidder or subcontractor, respectively, certifies that it, or any affiliate, is not barred from being awarded a contract or subcontract under the Procurement Code. Section 50-11 prohibits a person from entering into a contract with a State agency, or entering into a subcontract, if it knows or should know that it, or any affiliate, is delinquent in the payment of any debt to the State as defined by the Debt Collection Board. Section 50-12 prohibits a person from entering into a contract with a State agency, or entering into a subcontract, if it, or any affiliate, has failed to collect and remit Illinois Use Tax on all sales of tangible personal property into the State of Illinois in accordance with the provisions of the Illinois Use Tax Act. The bidder or contractor or subcontractor, respectively, further acknowledges that the chief procurement officer may declare the related contract void if this certification is false or if the bidder, contractor, or subcontractor, or any affiliate, is determined to be delinquent in the payment of any debt to the State during the term of the contract.

### **D. Prohibited Bidders, Contractors and Subcontractors**

1. The Illinois Procurement Code provides:

Section 50-10.5 and 50-60(c). Prohibited bidders, contractors and subcontractors.

The bidder or contractor or subcontractor, respectively, certifies in accordance with 30 ILCS 500/50-10.5 that no officer, director, partner or other managerial agent of the contracting business has been convicted of a felony under the Sarbanes-Oxley Act of 2002 or a Class 3 or Class 2 felony under the Illinois Securities Law of 1953 or if in violation of Subsection (c) for a period of five years from the date of conviction. Every bid submitted to and contract executed by the State and every subcontract subject to Section 20-120 of the Procurement Code shall contain a certification by the bidder, contractor, or subcontractor, respectively, that the bidder, contractor, or subcontractor is not barred from being awarded a contract or subcontract under this Section and acknowledges that the chief procurement officer shall declare the related contract void if any of the certifications completed pursuant to this Section are false.

### **E. Section 42 of the Environmental Protection Act**

The bidder or contractor or subcontractor, respectively, certifies in accordance with 30 ILCS 500/50-12 that the bidder, contractor, or subcontractor, is not barred from being awarded a contract or entering into a subcontract under this Section which prohibits the bidding on or entering into contracts with the State of Illinois or a State agency, or entering into any subcontract, that is subject to the Procurement Code by a person or business found by a court or the Pollution Control Board to have committed a willful or knowing violation of Section 42 of the Environmental Protection Act for a period of five years from the date of the order. The bidder or contractor or subcontractor, respectively, acknowledges that the chief procurement officer may declare the contract void if this certification is false.

### **F. Educational Loan**

1. Section 3 of the Educational Loan Default Act provides:

§ 3. No State agency shall contract with an individual for goods or services if that individual is in default, as defined in Section 2 of this Act, on an educational loan. Any contract used by any State agency shall include a statement certifying that the individual is not in default on an educational loan as provided in this Section.

2. The bidder, if an individual as opposed to a corporation, partnership or other form of business organization, certifies that the bidder is not in default on an educational loan as provided in Section 3 of the Act.

### **G. Bid-Rigging/Bid Rotating**

1. Section 33E-11 of the Criminal Code of 1961 provides:

§ 33E-11. (a) Every bid submitted to and public contract executed pursuant to such bid by the State or a unit of local government shall contain a certification by the prime contractor that the prime contractor is not barred from contracting with any unit of State or local government as a result of a violation of either Section 33E-3 or 33E-4 of this Article. The State and units of local government shall provide the appropriate forms for such certification.

- (b) A contractor who makes a false statement, material to the certification, commits a Class 3 felony.

A violation of Section 33E-3 would be represented by a conviction of the crime of bid-rigging which, in addition to Class 3 felony sentencing, provides that any person convicted of this offense or any similar offense of any state or the United States which contains the same elements as this offense shall be barred for 5 years from the date of conviction from contracting with any unit of State or local government. No corporation shall be barred from contracting with any unit of State or local government as a result of a conviction under this Section of any employee or agent of such corporation if the employee so convicted is no longer employed by the corporation and: (1) it has been finally adjudicated not guilty or (2) if it demonstrates to the governmental entity with which it seeks to contract and that entity finds that the commission of the offense was neither authorized, requested, commanded, nor performed by a director, officer or a high managerial agent in behalf of the corporation.

## RETURN WITH BID

A violation of Section 33E-4 would be represented by a conviction of the crime of bid-rotating which, in addition to Class 2 felony sentencing, provides that any person convicted of this offense or any similar offense of any state or the United States which contains the same elements as this offense shall be permanently barred from contracting with any unit of State or local government. No corporation shall be barred from contracting with any unit of State or local government as a result of a conviction under this Section of any employee or agent of such corporation if the employee so convicted is no longer employed by the corporation and: (1) it has been finally adjudicated not guilty or (2) if it demonstrates to the governmental entity with which it seeks to contract and that entity finds that the commission of the offense was neither authorized, requested, commanded, nor performed by a director, officer or a high managerial agent in behalf of the corporation.

2. The bidder certifies that it is not barred from contracting with the Department by reason of a violation of either Section 33E-3 or Section 33E-4.

### **H. International Anti-Boycott**

1. Section 5 of the International Anti-Boycott Certification Act provides:

§ 5. State contracts. Every contract entered into by the State of Illinois for the manufacture, furnishing, or purchasing of supplies, material, or equipment or for the furnishing of work, labor, or services, in an amount exceeding the threshold for small purchases according to the purchasing laws of this State or \$10,000.00, whichever is less, shall contain certification, as a material condition of the contract, by which the contractor agrees that neither the contractor nor any substantially-owned affiliated company is participating or shall participate in an international boycott in violation of the provisions of the U.S. Export Administration Act of 1979 or the regulations of the U.S. Department of Commerce promulgated under that Act.

2. The bidder makes the certification set forth in Section 5 of the Act.

### **I. Drug Free Workplace**

1. The Illinois "Drug Free Workplace Act" applies to this contract and it is necessary to comply with the provisions of the "Act" if the contractor is a corporation, partnership, or other entity (including a sole proprietorship) which has 25 or more employees.

2. The bidder certifies that if awarded a contract in excess of \$5,000 it will provide a drug free workplace by:

(a) Publishing a statement notifying employees that the unlawful manufacture, distribution, dispensation, possession or use of a controlled substance, including cannabis, is prohibited in the contractor's workplace; specifying the actions that will be taken against employees for violations of such prohibition; and notifying the employee that, as a condition of employment on such contract, the employee shall abide by the terms of the statement, and notify the employer of any criminal drug statute conviction for a violation occurring in the workplace no later than five (5) days after such conviction.

(b) Establishing a drug free awareness program to inform employees about the dangers of drug abuse in the workplace; the contractor's policy of maintaining a drug free workplace; any available drug counseling, rehabilitation, and employee assistance programs; and the penalties that may be imposed upon employees for drug violations.

(c) Providing a copy of the statement required by subparagraph (1) to each employee engaged in the performance of the contract and to post the statement in a prominent place in the workplace.

(d) Notifying the Department within ten (10) days after receiving notice from an employee or otherwise receiving actual notice of the conviction of an employee for a violation of any criminal drug statute occurring in the workplace.

(e) Imposing or requiring, within 30 days after receiving notice from an employee of a conviction or actual notice of such a conviction, an appropriate personnel action, up to and including termination, or the satisfactory participation in a drug abuse assistance or rehabilitation program approved by a federal, state or local health, law enforcement or other appropriate agency.

(f) Assisting employees in selecting a course of action in the event drug counseling, treatment, and rehabilitation is required and indicating that a trained referral team is in place.

(g) Making a good faith effort to continue to maintain a drug free workplace through implementation of the actions and efforts stated in this certification.

## RETURN WITH BID

### J. Disclosure of Business Operations in Iran

Section 50-36 of the Illinois Procurement Code, 30ILCS 500/50-36 provides that each bid, offer, or proposal submitted for a State contract shall include a disclosure of whether or not the Company acting as the bidder, offeror, or proposing entity, or any of its corporate parents or subsidiaries, within the 24 months before submission of the bid, offer, or proposal had business operations that involved contracts with or provision of supplies or services to the Government of Iran, companies in which the Government of Iran has any direct or indirect equity share, consortiums or projects commissioned by the Government of Iran, or companies involved in consortiums or projects commissioned by the Government of Iran and either of the following conditions apply:

- (1) More than 10% of the Company's revenues produced in or assets located in Iran involve oil-related activities or mineral-extraction activities; less than 75% of the Company's revenues produced in or assets located in Iran involve contracts with or provision of oil-related or mineral-extraction products or services to the Government of Iran or a project or consortium created exclusively by that government; and the Company has failed to take substantial action.
- (2) The Company has, on or after August 5, 1996, made an investment of \$20 million or more, or any combination of investments of at least \$10 million each that in the aggregate equals or exceeds \$20 million in any 12-month period, which directly or significantly contributes to the enhancement of Iran's ability to develop petroleum resources of Iran.

The terms "Business operations", "Company", "Mineral-extraction activities", "Oil-related activities", "Petroleum resources", and "Substantial action" are all defined in the Code.

Failure to make the disclosure required by the Code shall cause the bid, offer or proposal to be considered not responsive. The disclosure will be considered when evaluating the bid, offer, or proposal or awarding the contract. The name of each Company disclosed as doing business or having done business in Iran will be provided to the State Comptroller.

Check the appropriate statement:

Company has no business operations in Iran to disclose.

Company has business operations in Iran as disclosed the attached document.

### K. Apprenticeship and Training Certification (Does not apply to federal aid projects)

In accordance with the provisions of Section 30-22 (6) of the Illinois Procurement Code, the bidder certifies that it is a participant, either as an individual or as part of a group program, in the approved apprenticeship and training programs applicable to each type of work or craft that the bidder will perform with its own forces. The bidder further certifies for work that will be performed by subcontract that each of its subcontractors submitted for approval either (a) is, at the time of such bid, participating in an approved, applicable apprenticeship and training program; or (b) will, prior to commencement of performance of work pursuant to this contract, begin participation in an approved apprenticeship and training program applicable to the work of the subcontract. The Department, at any time before or after award, may require the production of a copy of each applicable Certificate of Registration issued by the United States Department of Labor evidencing such participation by the contractor and any or all of its subcontractors. Applicable apprenticeship and training programs are those that have been approved and registered with the United States Department of Labor. The bidder shall list in the space below, the official name of the program sponsor holding the Certificate of Registration for all of the types of work or crafts in which the bidder is a participant and that will be performed with the bidder's forces. Types of work or craft work that will be subcontracted shall be included and listed as subcontract work. The list shall also indicate any type of work or craft job category that does not have an applicable apprenticeship or training program. **The bidder is responsible for making a complete report and shall make certain that each type of work or craft job category that will be utilized on the project as reported on the Construction Employee Workforce Projection (Form BC-1256) and returned with the bid is accounted for and listed.**

NA-FEDERAL

---

---

---

The requirements of this certification and disclosure are a material part of the contract, and the contractor shall require this certification provision to be included in all approved subcontracts. In order to fulfill this requirement, it shall not be necessary that an applicable program sponsor be currently taking or that it will take applications for apprenticeship, training or employment during the performance of the work of this contract.

**RETURN WITH BID**

**L. Political Contributions and Registration with the State Board of Elections**

Sections 20-160 and 50-37 of the Illinois Procurement Code regulate political contributions from business entities and any affiliated entities or affiliated persons bidding on or contracting with the state. Generally under Section 50-37, any business entity, and any affiliated entity or affiliated person of the business entity, whose current year contracts with all state agencies exceed an awarded value of \$50,000, are prohibited from making any contributions to any political committees established to promote the candidacy of the officeholder responsible for the awarding of the contracts or any other declared candidate for that office for the duration of the term of office of the incumbent officeholder or a period 2 years after the termination of the contract, whichever is longer. Any business entity and affiliated entities or affiliated persons whose state contracts in the current year do not exceed an awarded value of \$50,000, but whose aggregate pending bids and proposals on state contracts exceed \$50,000, either alone or in combination with contracts not exceeding \$50,000, are prohibited from making any political contributions to any political committee established to promote the candidacy of the officeholder responsible for awarding the pending contract during the period beginning on the date the invitation for bids or request for proposals is issued and ending on the day after the date of award or selection if the entity was not awarded or selected. Section 20-160 requires certification of registration of affected business entities in accordance with procedures found in Section 9-35 of The Election Code.

By submission of a bid, the contractor business entity acknowledges and agrees that it has read and understands Sections 20-160 and 50-37 of the Illinois Procurement Code, and that it makes the following certification:

**The undersigned business entity certifies that it has registered as a business with the State Board of Elections and acknowledges a continuing duty to update the registration in accordance with the above referenced statutes. A copy of the certificate of registration shall be submitted with the bid. The bidder is cautioned that the Department will not award a contract without submission of the certificate of registration.**

These requirements and compliance with the above referenced statutory sections are a material part of the contract, and any breach thereof shall be cause to void the contract under Section 50-60 of the Illinois Procurement Code. This provision does not apply to Federal-aid contracts.

**M. Lobbyist Disclosure**

Section 50-38 of the Illinois Procurement Code requires that any bidder or offeror on a State contract that hires a person required to register under the Lobbyist Registration Act to assist in obtaining a contract shall:

- (i) Disclose all costs, fees, compensation, reimbursements, and other remunerations paid or to be paid to the lobbyist related to the contract,
- (ii) Not bill or otherwise cause the State of Illinois to pay for any of the lobbyist's costs, fees, compensation, reimbursements, or other remuneration, and
- (iii) Sign a verification certifying that none of the lobbyist's costs, fees, compensation, reimbursements, or other remuneration were billed to the State.

This information, along with all supporting documents, shall be filed with the agency awarding the contract and with the Secretary of State. The chief procurement officer shall post this information, together with the contract award notice, in the online Procurement Bulletin.

Pursuant to Subsection (c) of this Section, no person or entity shall retain a person or entity to attempt to influence the outcome of a procurement decision made under the Procurement Code for compensation contingent in whole or in part upon the decision or procurement. Any person who violates this subsection is guilty of a business offense and shall be fined not more than \$10,000.

Bidder acknowledges that it is required to disclose the hiring of any person required to register pursuant to the Illinois Lobbyist Registration Act (25 ILCS 170) in connection with this contract.

Bidder has not hired any person required to register pursuant to the Illinois Lobbyist Registration Act in connection with this contract.

Or

Bidder has hired the following persons required to register pursuant to the Illinois Lobbyist Registration Act in connection with the contract:

Name and address of person: \_\_\_\_\_  
All costs, fees, compensation, reimbursements and other remuneration paid to said person: \_\_\_\_\_  
\_\_\_\_\_  
\_\_\_\_\_

## RETURN WITH BID

### IV. DISCLOSURES

- A. The disclosures hereinafter made by the bidder are each a material representation of fact upon which reliance is placed should the Department enter into the contract with the bidder. The bidder further certifies that the Department has received the disclosure forms for each bid.

The chief procurement officer may void the bid, contract, or subcontract, respectively, if it is later determined that the bidder or subcontractor rendered a false or erroneous disclosure. A contractor or subcontractor may be suspended or debarred for violations of the Procurement Code. Furthermore, the chief procurement officer may void the contract and the surety providing the performance bond shall be responsible for completion of the contract.

### B. Financial Interests and Conflicts of Interest

1. Section 50-35 of the Illinois Procurement Code provides that all bids of more than \$25,000 shall be accompanied by disclosure of the financial interests of the bidder. This disclosed information for the successful bidder, will be maintained as public information subject to release by request pursuant to the Freedom of Information Act, filed with the Procurement Policy Board, and shall be incorporated as a material term of the contract. Furthermore, pursuant to Section 5-5, the Procurement Policy Board may review a proposal, bid, or contract and issue a recommendation to void a contract or reject a proposal or bid based on any violation of the Procurement Code or the existence of a conflict of interest as provided in subsections (b) and (d) of Section 50-35.

The financial interests to be disclosed shall include ownership or distributive income share that is in excess of 5%, or an amount greater than 60% of the annual salary of the Governor, of the bidding entity or its parent entity, whichever is less, unless the contractor or bidder is a publicly traded entity subject to Federal 10K reporting, in which case it may submit its 10K disclosure in place of the prescribed disclosure. If a bidder is a privately held entity that is exempt from Federal 10K reporting, but has more than 400 shareholders, it may submit the information that Federal 10K companies are required to report, and list the names of any person or entity holding any ownership share that is in excess of 5%. The disclosure shall include the names, addresses, and dollar or proportionate share of ownership of each person making the disclosure, their instrument of ownership or beneficial relationship, and notice of any potential conflict of interest resulting from the current ownership or beneficial interest of each person making the disclosure having any of the relationships identified in Section 50-35 and on the disclosure form.

**The current annual salary of the Governor is \$177,412.00.**

In addition, all disclosures shall indicate any other current or pending contracts, proposals, leases, or other ongoing procurement relationships the bidding entity has with any other unit of state government and shall clearly identify the unit and the contract, proposal, lease, or other relationship.

2. Disclosure Forms. Disclosure Form A is attached for use concerning the individuals meeting the above ownership or distributive share requirements. Subject individuals should be covered each by one form. In addition, a second form (Disclosure Form B) provides for the disclosure of current or pending procurement relationships with other (non-IDOT) state agencies. **The forms must be included with each bid.**

### C. Disclosure Form Instructions

#### Form A Instructions for Financial Information & Potential Conflicts of Interest

If the bidder is a publicly traded entity subject to Federal 10K reporting, the 10K Report may be submitted to meet the requirements of Form A. If a bidder is a privately held entity that is exempt from Federal 10K reporting, but has more than 400 shareholders, it may submit the information that Federal 10K companies are required to report, and list the names of any person or entity holding any ownership share that is in excess of 5%. If a bidder is not subject to Federal 10K reporting, the bidder must determine if any individuals are required by law to complete a financial disclosure form. To do this, the bidder should answer each of the following questions. A "YES" answer indicates Form A must be completed. If the answer to each of the following questions is "NO", then the NOT APPLICABLE STATEMENT on Form A must be signed and dated by a person that is authorized to execute contracts for the bidding company. Note: These questions are for assistance only and are not required to be completed.

1. Does anyone in your organization have a direct or beneficial ownership share of greater than 5% of the bidding entity or parent entity? YES \_\_\_ NO \_\_\_
2. Does anyone in your organization have a direct or beneficial ownership share of less than 5%, but which has a value greater than 60% of the annual salary of the Governor? YES \_\_\_ NO
3. Does anyone in your organization receive more than 60% of the annual salary of the Governor of the bidding entity's or parent entity's distributive income? YES \_\_\_ NO \_\_\_
4. Does anyone in your organization receive greater than 5% of the bidding entity's or parent entity's total distributive income, but which is less than 60% of the annual salary of the Governor? YES \_\_\_ NO \_\_\_

(Note: Only one set of forms needs to be completed per person per bid even if a specific individual would require a yes answer to more than one question.)

A "YES" answer to any of these questions requires the completion of Form A. The bidder must determine each individual in the bidding entity or the bidding entity's parent company that would cause the questions to be answered "Yes". Each form must be signed and dated by a person that is authorized to execute contracts for your organization. **Photocopied or stamped signatures are not acceptable.** The person signing can be, but does not have to be, the person for which the form is being completed. The bidder is responsible for the accuracy of any information provided.

If the answer to each of the above questions is "NO", then the NOT APPLICABLE STATEMENT of Form A must be signed and dated by a person that is authorized to execute contracts for your company.

## RETURN WITH BID

### **Form B: Instructions for Identifying Other Contracts & Procurement Related Information**

Disclosure Form B must be completed for each bid submitted by the bidding entity. *Note: Checking the NOT APPLICABLE STATEMENT on Form A does not allow the bidder to ignore Form B. Form B must be completed, checked, and dated or the bidder may be considered nonresponsive and the bid will not be accepted.*

The Bidder shall identify, by checking Yes or No on Form B, whether it has any pending contracts (including leases), bids, proposals, or other ongoing procurement relationship with any other (non-IDOT) State of Illinois agency. If "No" is checked, the bidder only needs to complete the check box on the bottom of Form B. If "Yes" is checked, the bidder must do one of the following:

Option I: If the bidder did not submit an Affidavit of Availability to obtain authorization to bid, the bidder must list all non-IDOT State of Illinois agency pending contracts, leases, bids, proposals, and other ongoing procurement relationships. These items may be listed on Form B or on an attached sheet(s). Do not include IDOT contracts. Contracts with cities, counties, villages, etc. are not considered State of Illinois agency contracts and are not to be included. Contracts with other State of Illinois agencies such as the Department of Natural Resources or the Capital Development Board must be included. Bidders who submit Affidavits of Availability are suggested to use Option II.

Option II: If the bidder is required and has submitted an Affidavit of Availability in order to obtain authorization to bid, the bidder may write or type "See Affidavit of Availability" which indicates that the Affidavit of Availability is incorporated by reference and includes all non-IDOT State of Illinois agency pending contracts, leases, bids, proposals, and other ongoing procurement relationships. For any contracts that are not covered by the Affidavit of Availability, the bidder must identify them on Form B or on an attached sheet(s). These might be such things as leases.

RETURN WITH BID

**ILLINOIS DEPARTMENT  
OF TRANSPORTATION**

**Form A  
Financial Information &  
Potential Conflicts of Interest  
Disclosure**

Contractor Name		
Legal Address		
City, State, Zip		
Telephone Number	Email Address	Fax Number (if available)

Disclosure of the information contained in this Form is required by the Section 50-35 of the Illinois Procurement Code (30 ILCS 500). Vendors desiring to enter into a contract with the State of Illinois must disclose the financial information and potential conflict of interest information as specified in this Disclosure Form. This information shall become part of the publicly available contract file. This Form A must be completed for bids in excess of \$25,000, and for all open-ended contracts. **A publicly traded company may submit a 10K disclosure (or equivalent if applicable) in satisfaction of the requirements set forth in Form A. See Disclosure Form Instructions.**

*The current annual salary of the Governor is \$177,412.00.*

**DISCLOSURE OF FINANCIAL INFORMATION**

- 1. Disclosure of Financial Information.** The individual named below has an interest in the BIDDER (or its parent) in terms of ownership or distributive income share in excess of 5%, or an interest which has a value of more than 60% of the annual salary of the Governor. **(Make copies of this form as necessary and attach a separate Disclosure Form A for each individual meeting these requirements)**

<b>FOR INDIVIDUAL (type or print information)</b>	
<b>NAME:</b>	_____
<b>ADDRESS</b>	_____
<b>Type of ownership/distributable income share:</b>	
stock _____	sole proprietorship _____
Partnership _____	other: (explain on separate sheet): _____
% or \$ value of ownership/distributable income share: _____	

- 2. Disclosure of Potential Conflicts of Interest.** Check "Yes" or "No" to indicate which, if any, of the following potential conflict of interest relationships apply. If the answer to any question is "Yes", please attach additional pages and describe.

- (a) State employment, currently or in the previous 3 years, including contractual employment of services.  
Yes \_\_\_ No \_\_\_

If your answer is yes, please answer each of the following questions.

- Are you currently an officer or employee of either the Capitol Development Board or the Illinois State Toll Highway Authority? Yes \_\_\_ No \_\_\_
- Are you currently appointed to or employed by any agency of the State of Illinois? If you are currently appointed to or employed by any agency of the State of Illinois, and your annual salary exceeds 60% of the annual salary of the Governor provide the name the State agency for which you are employed and your annual salary. \_\_\_\_\_

**RETURN WITH BID**

3. If you are currently appointed to or employed by any agency of the State of Illinois, and your annual salary exceeds 60% of the annual salary of the Governor, are you entitled to receive (i) more than 7 1/2% of the total distributable income of your firm, partnership, association or corporation, or (ii) an amount in excess of 100% of the annual salary of the Governor? Yes \_\_\_ No \_\_\_
4. If you are currently appointed to or employed by any agency of the State of Illinois, and your annual salary exceeds 60% of the annual salary of the Governor, are you and your spouse or minor children entitled to receive (i) more than 15% in aggregate of the total distributable income of your firm, partnership, association or corporation, or (ii) an amount in excess of two times the salary of the Governor? Yes \_\_\_ No \_\_\_

---

(b) State employment of spouse, father, mother, son, or daughter, including contractual employment for services in the previous 2 years.

Yes \_\_\_ No \_\_\_

If your answer is yes, please answer each of the following questions.

1. Is your spouse or any minor children currently an officer or employee of the Capitol Development Board or the Illinois State Toll Highway Authority? Yes \_\_\_ No \_\_\_
2. Is your spouse or any minor children currently appointed to or employed by any agency of the State of Illinois? If your spouse or minor children is/are currently appointed to or employed by any agency of the State of Illinois, and his/her annual salary exceeds 60% of the annual salary of the Governor, provide the name of the spouse and/or minor children, the name of the State agency for which he/she is employed and his/her annual salary. \_\_\_\_\_
- 
3. If your spouse or any minor children is/are currently appointed to or employed by any agency of the State of Illinois, and his/her annual salary exceeds 60% of the annual salary of the Governor, are you entitled to receive (i) more than 7 1/2% of the total distributable income of your firm, partnership, association or corporation, or (ii) an amount in excess 100% of the annual salary of the Governor? Yes \_\_\_ No \_\_\_
4. If your spouse or any minor children are currently appointed to or employed by any agency of the State of Illinois, and his/her annual salary exceeds 60% of the annual salary of the Governor, are you and your spouse or any minor children entitled to receive (i) more than 15% in the aggregate of the total distributable income from your firm, partnership, association or corporation, or (ii) an amount in excess of two times the salary of the Governor? Yes \_\_\_ No \_\_\_

---

(c) Elective status; the holding of elective office of the State of Illinois, the government of the United States, any unit of local government authorized by the Constitution of the State of Illinois or the statutes of the State of Illinois currently or in the previous 3 years. Yes \_\_\_ No \_\_\_

---

(d) Relationship to anyone holding elective office currently or in the previous 2 years; spouse, father, mother, son, or daughter. Yes \_\_\_ No \_\_\_

---

(e) Appointive office; the holding of any appointive government office of the State of Illinois, the United State of America, or any unit of local government authorized by the Constitution of the State of Illinois or the statutes of the State of Illinois, which office entitles the holder to compensation in excess of the expenses incurred in the discharge of that office currently or in the previous 3 years. Yes \_\_\_ No \_\_\_

---

(f) Relationship to anyone holding appointive office currently or in the previous 2 years; spouse, father, mother, son, or daughter. Yes \_\_\_ No \_\_\_

---

(g) Employment, currently or in the previous 3 years, as or by any registered lobbyist of the State government. Yes \_\_\_ No \_\_\_

---



**RETURN WITH BID**

(h) Relationship to anyone who is or was a registered lobbyist in the previous 2 years; spouse, father, mother, son, or daughter. Yes \_\_\_ No \_\_\_

---

(i) Compensated employment, currently or in the previous 3 years, by any registered election or reelection committee registered with the Secretary of State or any county clerk of the State of Illinois, or any political action committee registered with either the Secretary of State or the Federal Board of Elections. Yes \_\_\_ No \_\_\_

---

(j) Relationship to anyone; spouse, father, mother, son, or daughter; who was a compensated employee in the last 2 years by any registered election or re-election committee registered with the Secretary of State or any county clerk of the State of Illinois, or any political action committee registered with either the Secretary of State or the Federal Board of Elections. Yes \_\_\_ No \_\_\_

---

**3. Communication Disclosure.**

Disclose the name and address of each lobbyist and other agent of the bidder or offeror who is not identified in Section 2 of this form, who is has communicated, is communicating, or may communicate with any State officer or employee concerning the bid or offer. This disclosure is a continuing obligation and must be promptly supplemented for accuracy throughout the process and throughout the term of the contract. If no person is identified, enter "None" on the line below:

Name and address of person(s): \_\_\_\_\_  
\_\_\_\_\_  
\_\_\_\_\_  
\_\_\_\_\_

**RETURN WITH BID**

**4. Debarment Disclosure.** For each of the persons identified under Sections 2 and 3 of this form, disclose whether any of the following has occurred within the previous 10 years: debarment from contracting with any governmental entity; professional licensure discipline; bankruptcies; adverse civil judgments and administrative findings; and criminal felony convictions. This disclosure is a continuing obligation and must be promptly supplemented for accuracy throughout the procurement process and term of the contract. If no person is identified, enter "None" on the line below:

Name of person(s): \_\_\_\_\_

Nature of disclosure: \_\_\_\_\_  
\_\_\_\_\_  
\_\_\_\_\_

**APPLICABLE STATEMENT**

**This Disclosure Form A is submitted on behalf of the INDIVIDUAL named on previous page. Under penalty of perjury, I certify the contents of this disclosure to be true and accurate to the best of my knowledge.**

Completed by:  \_\_\_\_\_ Date \_\_\_\_\_  
Signature of Individual or Authorized Representative

**NOT APPLICABLE STATEMENT**

**Under penalty of perjury, I have determined that no individuals associated with this organization meet the criteria that would require the completion of this Form A.**

**This Disclosure Form A is submitted on behalf of the CONTRACTOR listed on the previous page.**

\_\_\_\_\_ Date \_\_\_\_\_  
Signature of Authorized Representative

The bidder has a continuing obligation to supplement these disclosures under Sec. 50-35 of the Procurement Code.

RETURN WITH BID

**ILLINOIS DEPARTMENT  
OF TRANSPORTATION**

**Form B  
Other Contracts &  
Procurement Related Information  
Disclosure**

Contractor Name		
Legal Address		
City, State, Zip		
Telephone Number	Email Address	Fax Number (if available)

Disclosure of the information contained in this Form is required by the Section 50-35 of the Illinois Procurement Act (30 ILCS 500). This information shall become part of the publicly available contract file. This Form B must be completed for bids in excess of \$25,000, and for all open-ended contracts.

**DISCLOSURE OF OTHER CONTRACTS AND PROCUREMENT RELATED INFORMATION**

**1. Identifying Other Contracts & Procurement Related Information.** The BIDDER shall identify whether it has any pending contracts (including leases), bids, proposals, or other ongoing procurement relationship with any other State of Illinois agency: Yes \_\_\_ No \_\_\_

If "No" is checked, the bidder only needs to complete the signature box on the bottom of this page.

**2. If "Yes" is checked.** Identify each such relationship by showing State of Illinois agency name and other descriptive information such as bid or project number (attach additional pages as necessary). SEE DISCLOSURE FORM INSTRUCTIONS:

**THE FOLLOWING STATEMENT MUST BE CHECKED**

<input type="checkbox"/>	_____	_____
	Signature of Authorized Representative	Date

## **RETURN WITH BID**

### **SPECIAL NOTICE TO CONTRACTORS**

The following requirements of the Illinois Department of Human Rights' Rules and Regulations are applicable to bidders on all construction contracts advertised by the Illinois Department of Transportation:

#### **CONSTRUCTION EMPLOYEE UTILIZATION PROJECTION**

- (a) All bidders on construction contracts shall complete and submit, along with and as part of their bids, a Bidder's Employee Utilization Form (Form BC-1256) setting forth a projection and breakdown of the total workforce intended to be hired and/or allocated to such contract work by the bidder including a projection of minority and female employee utilization in all job classifications on the contract project.
- (b) The Department of Transportation shall review the Employee Utilization Form, and workforce projections contained therein, of the contract awardee to determine if such projections reflect an underutilization of minority persons and/or women in any job classification in accordance with the Equal Employment Opportunity Clause and Section 7.2 of the Illinois Department of Human Rights' Rules and Regulations for Public Contracts adopted as amended on September 17, 1980. If it is determined that the contract awardee's projections reflect an underutilization of minority persons and/or women in any job classification, it shall be advised in writing of the manner in which it is underutilizing and such awardee shall be considered to be in breach of the contract unless, prior to commencement of work on the contract project, it submits revised satisfactory projections or an acceptable written affirmative action plan to correct such underutilization including a specific timetable geared to the completion stages of the contract.
- (c) The Department of Transportation shall provide to the Department of Human Rights a copy of the contract awardee's Employee Utilization Form, a copy of any required written affirmative action plan, and any written correspondence related thereto. The Department of Human Rights may review and revise any action taken by the Department of Transportation with respect to these requirements.



**Contract No. 63511  
 COOK County  
 Section 10-00095-00-SW (River Grove)  
 Project TE-00D1(823)  
 Route FAU 1376 (Grand Avenue)  
 District 1 Construction Funds**

**PART I. IDENTIFICATION**

Dept. Human Rights # \_\_\_\_\_ Duration of Project: \_\_\_\_\_  
 Name of Bidder: \_\_\_\_\_

**PART II. WORKFORCE PROJECTION**

A. The undersigned bidder has analyzed minority group and female populations, unemployment rates and availability of workers for the location in which this contract work is to be performed, and for the locations from which the bidder recruits employees, and hereby submits the following workforce projection including a projection for minority and female employee utilization in all job categories in the workforce to be allocated to this contract:

TABLE A

TABLE B

TOTAL Workforce Projection for Contract												
JOB CATEGORIES	TOTAL EMPLOYEES		MINORITY EMPLOYEES						TRAINEES			
			BLACK		HISPANIC		*OTHER MINOR.		APPRENTICES		ON THE JOB TRAINEES	
	M	F	M	F	M	F	M	F	M	F	M	F
OFFICIALS (MANAGERS)												
SUPERVISORS												
FOREMEN												
CLERICAL												
EQUIPMENT OPERATORS												
MECHANICS												
TRUCK DRIVERS												
IRONWORKERS												
CARPENTERS												
CEMENT MASONS												
ELECTRICIANS												
PIPEFITTERS, PLUMBERS												
PAINTERS												
LABORERS, SEMI-SKILLED												
LABORERS, UNSKILLED												
TOTAL												

CURRENT EMPLOYEES TO BE ASSIGNED TO CONTRACT			
TOTAL EMPLOYEES		MINORITY EMPLOYEES	
M	F	M	F

TABLE C

TOTAL Training Projection for Contract								
EMPLOYEES IN TRAINING	TOTAL EMPLOYEES		BLACK		HISPANIC		*OTHER MINOR.	
	M	F	M	F	M	F	M	F
APPRENTICES								
ON THE JOB TRAINEES								

FOR DEPARTMENT USE ONLY

\*Other minorities are defined as Asians (A) or Native Americans (N). Please specify race of each employee shown in Other Minorities column.

Note: See instructions on page 2

**RETURN WITH BID**

**Contract No. 63511  
COOK County  
Section 10-00095-00-SW (River Grove)  
Project TE-00D1(823)  
Route FAU 1376 (Grand Avenue)  
District 1 Construction Funds**

**PART II. WORKFORCE PROJECTION - continued**

- B. Included in "Total Employees" under Table A is the total number of **new hires** that would be employed in the event the undersigned bidder is awarded this contract.

The undersigned bidder projects that: (number) \_\_\_\_\_ new hires would be recruited from the area in which the contract project is located; and/or (number) \_\_\_\_\_ new hires would be recruited from the area in which the bidder's principal office or base of operation is located.

- C. Included in "Total Employees" under Table A is a projection of numbers of persons to be employed directly by the undersigned bidder as well as a projection of numbers of persons to be employed by subcontractors.

The undersigned bidder estimates that (number) \_\_\_\_\_ persons will be directly employed by the prime contractor and that (number) \_\_\_\_\_ persons will be employed by subcontractors.

**PART III. AFFIRMATIVE ACTION PLAN**

- A. The undersigned bidder understands and agrees that in the event the foregoing minority and female employee utilization projection included under **PART II** is determined to be an underutilization of minority persons or women in any job category, and in the event that the undersigned bidder is awarded this contract, he/she will, prior to commencement of work, develop and submit a written Affirmative Action Plan including a specific timetable (geared to the completion stages of the contract) whereby deficiencies in minority and/or female employee utilization are corrected. Such Affirmative Action Plan will be subject to approval by the contracting agency and the **Department of Human Rights**.
- B. The undersigned bidder understands and agrees that the minority and female employee utilization projection submitted herein, and the goals and timetable included under an Affirmative Action Plan if required, are deemed to be part of the contract specifications.

Company \_\_\_\_\_ Telephone Number \_\_\_\_\_

Address \_\_\_\_\_

**NOTICE REGARDING SIGNATURE**

The Bidder's signature on the Proposal Signature Sheet will constitute the signing of this form. The following signature block needs to be completed only if revisions are required.

Signature:  \_\_\_\_\_ Title: \_\_\_\_\_ Date: \_\_\_\_\_

- Instructions: All tables must include subcontractor personnel in addition to prime contractor personnel.
- Table A - Include both the number of employees that would be hired to perform the contract work and the total number currently employed (Table B) that will be allocated to contract work, and include all apprentices and on-the-job trainees. The "Total Employees" column should include all employees including all minorities, apprentices and on-the-job trainees to be employed on the contract work.
  - Table B - Include all employees currently employed that will be allocated to the contract work including any apprentices and on-the-job trainees currently employed.
  - Table C - Indicate the racial breakdown of the total apprentices and on-the-job trainees shown in Table A.

**RETURN WITH BID**

**ADDITIONAL FEDERAL REQUIREMENTS**

In addition to the Required Contract Provisions for Federal-Aid Construction Contracts (FHWA 1273), all bidders make the following certifications.

- A. By the execution of this proposal, the signing bidder certifies that the bidding entity has not, either directly or indirectly, entered into any agreement, participated in any collusion, or otherwise taken any action, in restraint of free competitive bidding in connection with the submitted bid. This statement made by the undersigned bidder is true and correct under penalty of perjury under the laws of the United States.
- B. CERTIFICATION, EQUAL EMPLOYMENT OPPORTUNITY:
1. Have you participated in any previous contracts or subcontracts subject to the equal opportunity clause. YES \_\_\_\_\_ NO \_\_\_\_\_
  2. If answer to #1 is yes, have you filed with the Joint Reporting Committee, the Director of OFCC, any Federal agency, or the former President's Committee on Equal Employment Opportunity, all reports due under the applicable filing requirements of those organizations? YES \_\_\_\_\_ NO \_\_\_\_\_

**RETURN WITH BID**

**Contract No. 63511  
COOK County  
Section 10-0095-00-SW (River Grove)  
Project TE-00D1(823)  
Route FAU 1376 (Grand Avenue)  
District 1 Construction Funds**

PROPOSAL SIGNATURE SHEET

The undersigned bidder hereby makes and submits this bid on the subject Proposal, thereby assuring the Department that all requirements of the Invitation for Bids and rules of the Department have been met, that there is no misunderstanding of the requirements of paragraph 3 of this Proposal, and that the contract will be executed in accordance with the rules of the Department if an award is made on this bid.

(IF AN INDIVIDUAL)

Firm Name \_\_\_\_\_  
Signature of Owner \_\_\_\_\_  
Business Address \_\_\_\_\_  
\_\_\_\_\_

(IF A CO-PARTNERSHIP)

Firm Name \_\_\_\_\_  
By \_\_\_\_\_  
Business Address \_\_\_\_\_  
Name and Address of All Members of the Firm: \_\_\_\_\_  
\_\_\_\_\_

(IF A CORPORATION)

Corporate Name \_\_\_\_\_  
By \_\_\_\_\_  
Signature of Authorized Representative \_\_\_\_\_  
Typed or printed name and title of Authorized Representative \_\_\_\_\_

(IF A JOINT VENTURE, USE THIS SECTION FOR THE MANAGING PARTY AND THE SECOND PARTY SHOULD SIGN BELOW)

Attest \_\_\_\_\_  
Signature \_\_\_\_\_  
Business Address \_\_\_\_\_

(IF A JOINT VENTURE)

Corporate Name \_\_\_\_\_  
By \_\_\_\_\_  
Signature of Authorized Representative \_\_\_\_\_  
Typed or printed name and title of Authorized Representative \_\_\_\_\_

Attest \_\_\_\_\_  
Signature \_\_\_\_\_  
Business Address \_\_\_\_\_

If more than two parties are in the joint venture, please attach an additional signature sheet.





Return with Bid

Division of Highways  
Proposal Bid Bond  
(Effective November 1, 1992)

Item No. \_\_\_\_\_

Letting Date \_\_\_\_\_

KNOW ALL MEN BY THESE PRESENTS, That We \_\_\_\_\_

as PRINCIPAL, and \_\_\_\_\_

\_\_\_\_\_ as SURETY, are held jointly, severally and firmly bound unto the STATE OF ILLINOIS in the penal sum of 5 percent of the total bid price, or for the amount specified in Article 102.09 of the "Standard Specifications for Road and Bridge Construction" in effect on the date of invitation for bids, whichever is the lesser sum, well and truly to be paid unto said STATE OF ILLINOIS, for the payment of which we bind ourselves, our heirs, executors, administrators, successors and assigns.

THE CONDITION OF THE FOREGOING OBLIGATION IS SUCH, that whereas, the PRINCIPAL has submitted a bid proposal to the STATE OF ILLINOIS, acting through the Department of Transportation, for the improvement designated by the Transportation Bulletin Item Number and Letting Date indicated above.

NOW, THEREFORE, if the Department shall accept the bid proposal of the PRINCIPAL; and if the PRINCIPAL shall, within the time and as specified in the bidding and contract documents, submit a DBE Utilization Plan that is accepted and approved by the Department; and if, after award by the Department, the PRINCIPAL shall enter into a contract in accordance with the terms of the bidding and contract documents including evidence of the required insurance coverages and providing such bond as specified with good and sufficient surety for the faithful performance of such contract and for the prompt payment of labor and material furnished in the prosecution thereof; or if, in the event of the failure of the PRINCIPAL to make the required DBE submission or to enter into such contract and to give the specified bond, the PRINCIPAL pays to the Department the difference not to exceed the penalty hereof between the amount specified in the bid proposal and such larger amount for which the Department may contract with another party to perform the work covered by said bid proposal, then this obligation shall be null and void, otherwise, it shall remain in full force and effect.

IN THE EVENT the Department determines the PRINCIPAL has failed to comply with any requirement as set forth in the preceding paragraph, then Surety shall pay the penal sum to the Department within fifteen (15) days of written demand therefor. If Surety does not make full payment within such period of time, the Department may bring an action to collect the amount owed. Surety is liable to the Department for all its expenses, including attorney's fees, incurred in any litigation in which it prevails either in whole or in part.

In TESTIMONY WHEREOF, the said PRINCIPAL and the said SURETY have caused this instrument to be signed by

their respective officers this \_\_\_\_\_ day of \_\_\_\_\_ A.D., \_\_\_\_\_ .

**PRINCIPAL**

**SURETY**

\_\_\_\_\_  
(Company Name)

\_\_\_\_\_  
(Company Name)

By \_\_\_\_\_  
(Signature & Title)

By: \_\_\_\_\_  
(Signature of Attorney-in-Fact)

**Notary Certification for Principal and Surety**

STATE OF ILLINOIS,  
County of \_\_\_\_\_

I, \_\_\_\_\_, a Notary Public in and for said County, do hereby certify that

\_\_\_\_\_ and \_\_\_\_\_  
(Insert names of individuals signing on behalf of PRINCIPAL & SURETY)

who are each personally known to me to be the same persons whose names are subscribed to the foregoing instrument on behalf of PRINCIPAL and SURETY, appeared before me this day in person and acknowledged respectively, that they signed and delivered said instrument as their free and voluntary act for the uses and purposes therein set forth.

Given under my hand and notarial seal this \_\_\_\_\_ day of \_\_\_\_\_ A.D. \_\_\_\_\_

My commission expires \_\_\_\_\_

\_\_\_\_\_  
Notary Public

In lieu of completing the above section of the Proposal Bid Form, the Principal may file an Electronic Bid Bond. By signing the proposal and marking the check box next to the Signature and Title line below, the Principal is ensuring the identified electronic bid bond has been executed and the Principal and Surety are firmly bound unto the State of Illinois under the conditions of the bid bond as shown above.

\_\_\_\_\_  
Electronic Bid Bond ID#

\_\_\_\_\_  
Company / Bidder Name



\_\_\_\_\_  
Signature and Title





# PROPOSAL ENVELOPE



# PROPOSALS

for construction work advertised for bids by the  
Illinois Department of Transportation

Item No.	Item No.	Item No.

Submitted By:

Name:
Address:
Phone No.

Bidders should use an IDOT proposal envelope or affix this form to the front of a 10" x 13" envelope for the submittal of bids. If proposals are mailed, they should be enclosed in a second or outer envelope addressed to:

Engineer of Design and Environment - Room 326  
Illinois Department of Transportation  
2300 South Dirksen Parkway  
Springfield, Illinois 62764

## **NOTICE**

**Individual bids, including Bid Bond and/or supplemental information if required, should be securely stapled.**

# CONTRACTOR OFFICE COPY OF CONTRACT SPECIFICATIONS

## NOTICE

None of the following material needs to be returned with the bid package unless the special provisions require documentation and/or other information to be submitted.

Contract No. 63511  
COOK County  
Section 10-00095-00-SW (River Grove)  
Project TE-00D1(823)  
Route FAU 1376 (Grand Avenue)  
District 1 Construction Funds



**Illinois Department of Transportation**

## **SUBCONTRACTOR DOCUMENTATION**

Public Acts 96-0795 and 96-0920, enacted substantial changes to the provisions of the Illinois Procurement Code (30 ILCS 500). Among the changes are provisions affecting subcontractors. The Contractor awarded this contract will be required as a material condition of the contract to implement and enforce the contract requirements applicable to subcontractors approved in accordance with article 108.01 of the Standard Specifications for Road and Bridge Construction.

If the Contractor seeks approval of subcontractors to perform a portion of the work, and approval is granted by the Department, the Contractor shall provide a copy of the subcontract to the Chief Procurement Officer within 20 calendar days after execution of the subcontract.

The subcontract shall contain the certifications required to be made by subcontractors pursuant to Article 50 of the Illinois Procurement Code. This Notice to Bidders includes a document incorporating all required subcontractor certifications and disclosures for use by the Contractor in compliance with this mandate. The document is entitled State Required Ethical Standards Governing Subcontractors.

## RETURN WITH SUBCONTRACT

### STATE ETHICAL STANDARDS GOVERNING SUBCONTRACTORS

Article 50 of the Illinois Procurement Code establishes the duty of all State chief procurement officers, State purchasing officers, and their designees to maximize the value of the expenditure of public moneys in procuring goods, services, and contracts for the State of Illinois and to act in a manner that maintains the integrity and public trust of State government. In discharging this duty, they are charged by law to use all available information, reasonable efforts, and reasonable actions to protect, safeguard, and maintain the procurement process of the State of Illinois.

The certifications hereinafter made by the subcontractor are each a material representation of fact upon which reliance is placed should the Department approve the subcontractor. The chief procurement officer may terminate or void the subcontract approval if it is later determined that the bidder or subcontractor rendered a false or erroneous certification.

Section 50-2 of the Illinois Procurement Code provides that every person that has entered into a multi-year contract and every subcontractor with a multi-year subcontract shall certify, by July 1 of each fiscal year covered by the contract after the initial fiscal year, to the responsible chief procurement officer whether it continues to satisfy the requirements of Article 50 pertaining to the eligibility for a contract award. If a contractor or subcontractor is not able to truthfully certify that it continues to meet all requirements, it shall provide with its certification a detailed explanation of the circumstances leading to the change in certification status. A contractor or subcontractor that makes a false statement material to any given certification required under Article 50 is, in addition to any other penalties or consequences prescribed by law, subject to liability under the Whistleblower Reward and Protection Act for submission of a false claim.

#### **A. Bribery**

1. The Illinois Procurement Code provides:

Section 50-5. Bribery.

(a) Prohibition. No person or business shall be awarded a contract or subcontract under this Code who:

(1) has been convicted under the laws of Illinois or any other state of bribery or attempting to bribe an officer or employee of the State of Illinois or any other state in that officer's or employee's official capacity; or

(2) has made an admission of guilt of that conduct that is a matter of record but has not been prosecuted for that conduct.

(b) Businesses. No business shall be barred from contracting with any unit of State or local government, or subcontracting under such a contract, as a result of a conviction under this Section of any employee or agent of the business if the employee or agent is no longer employed by the business and:

(1) the business has been finally adjudicated not guilty; or

(2) the business demonstrates to the governmental entity with which it seeks to contract, or which is signatory to the contract to which the subcontract relates, and that entity finds that the commission of the offense was not authorized, requested, commanded, or performed by a director, officer, or high managerial agent on behalf of the business as provided in paragraph (2) of subsection (a) of Section 5-4 of the Criminal Code of 1961.

(c) Conduct on behalf of business. For purposes of this Section, when an official, agent, or employee of a business committed the bribery or attempted bribery on behalf of the business and in accordance with the direction or authorization of a responsible official of the business, the business shall be chargeable with the conduct.

(d) Certification. Every bid submitted to and contract executed by the State, and every subcontract subject to Section 20-120 of the Procurement Code shall contain a certification by the contractor or the subcontractor, respectively, that the contractor or subcontractor is not barred from being awarded a contract or subcontract under this Section and acknowledges that the chief procurement officer may declare the related contract void if any certifications required by this Section are false. A contractor who makes a false statement, material to the certification, commits a Class 3 felony.

2. The contractor or subcontractor certifies that it is not barred from being awarded a contract under Section 50.5.

#### **B. Felons**

1. The Illinois Procurement Code provides:

Section 50-10. Felons. Unless otherwise provided, no person or business convicted of a felony shall do business with the State of Illinois or any State agency, or enter into a subcontract, from the date of conviction until 5 years after the date of completion of the sentence for that felony, unless no person held responsible by a prosecutorial office for the facts upon which the conviction was based continues to have any involvement with the business.

2. Certification. Every bid submitted to and contract executed by the State and every subcontract subject to Section 20-120 of the Procurement Code shall contain a certification by the bidder or contractor or subcontractor, respectively, that the bidder, contractor, or subcontractor is not barred from being awarded a contract or subcontract under this Section and acknowledges that the chief procurement officer may declare the related contract void if any of the certifications required by this Section are false.

## RETURN WITH SUBCONTRACT

### **C. Debt Delinquency**

1. The Illinois Procurement Code provides:

Section 50-11 and 50-12. Debt Delinquency.

The contractor or bidder or subcontractor, respectively, certifies that it, or any affiliate, is not barred from being awarded a contract or subcontract under the Procurement Code. Section 50-11 prohibits a person from entering into a contract with a State agency, or entering into a subcontract, if it knows or should know that it, or any affiliate, is delinquent in the payment of any debt to the State as defined by the Debt Collection Board. Section 50-12 prohibits a person from entering into a contract with a State agency, or entering into a subcontract, if it, or any affiliate, has failed to collect and remit Illinois Use Tax on all sales of tangible personal property into the State of Illinois in accordance with the provisions of the Illinois Use Tax Act. The bidder or contractor or subcontractor, respectively, further acknowledges that the chief procurement officer may declare the related contract void if this certification is false or if the bidder, contractor, or subcontractor, or any affiliate, is determined to be delinquent in the payment of any debt to the State during the term of the contract.

### **D. Prohibited Bidders, Contractors and Subcontractors**

1. The Illinois Procurement Code provides:

Section 50-10.5 and 50-60(c). Prohibited bidders, contractors and subcontractors.

The bidder or contractor or subcontractor, respectively, certifies in accordance with 30 ILCS 500/50-10.5 that no officer, director, partner or other managerial agent of the contracting business has been convicted of a felony under the Sarbanes-Oxley Act of 2002 or a Class 3 or Class 2 felony under the Illinois Securities Law of 1953 or if in violation of Subsection (c) for a period of five years from the date of conviction.. Every bid submitted to and contract executed by the State and every subcontract subject to Section 20-120 of the Procurement Code shall contain a certification by the bidder, contractor, or subcontractor, respectively, that the bidder, contractor, or subcontractor is not barred from being awarded a contract or subcontract under this Section and acknowledges that the chief procurement officer shall declare the related contract void if any of the certifications completed pursuant to this Section are false.

### **E. Section 42 of the Environmental Protection Act**

The bidder or contractor or subcontractor, respectively, certifies in accordance with 30 ILCS 500/50-12 that the bidder, contractor, or subcontractor, is not barred from being awarded a contract or entering into a subcontract under this Section which prohibits the bidding on or entering into contracts with the State of Illinois or a State agency, or entering into any subcontract, that is subject to the Procurement Code by a person or business found by a court or the Pollution Control Board to have committed a willful or knowing violation of Section 42 of the Environmental Protection Act for a period of five years from the date of the order. The bidder or contractor or subcontractor, respectively, acknowledges that the chief procurement officer may declare the contract void if this certification is false.

**The undersigned, on behalf of the subcontracting company, has read and understands the above certifications and makes the certifications as required by law.**

\_\_\_\_\_  
Name of Subcontracting Company

\_\_\_\_\_  
Authorized Officer

\_\_\_\_\_  
Date



**RETURN WITH SUBCONTRACT**  
**SUBCONTRACTOR DISCLOSURES**

**I. DISCLOSURES**

- A.** The disclosures hereinafter made by the subcontractor are each a material representation of fact upon which reliance is placed. The subcontractor further certifies that the Department has received the disclosure forms for each subcontract.

The chief procurement officer may void the bid, contract, or subcontract, respectively, if it is later determined that the bidder or subcontractor rendered a false or erroneous disclosure. A contractor or subcontractor may be suspended or debarred for violations of the Procurement Code. Furthermore, the chief procurement officer may void the contract or subcontract.

**B. Financial Interests and Conflicts of Interest**

1. Section 50-35 of the Illinois Procurement Code provides that all subcontracts with a total value of \$25,000 or more, from subcontractors identified in Section 20-120 of the Illinois Procurement Code, shall be accompanied by disclosure of the financial interests of the subcontractor. This disclosed information for the subcontractor, will be maintained as public information subject to release by request pursuant to the Freedom of Information Act, filed with the Procurement Policy Board, and shall be incorporated as a material term of the Prime Contractor's contract. Furthermore, pursuant to this Section, the Procurement Policy Board may recommend to allow or void a contract or subcontract based on a potential conflict of interest.

The financial interests to be disclosed shall include ownership or distributive income share that is in excess of 5%, or an amount greater than 60% of the annual salary of the Governor, of the subcontracting entity or its parent entity, whichever is less, unless the subcontractor is a publicly traded entity subject to Federal 10K reporting, in which case it may submit its 10K disclosure in place of the prescribed disclosure. If a subcontractor is a privately held entity that is exempt from Federal 10K reporting, but has more than 400 shareholders, it may submit the information that Federal 10K companies are required to report, and list the names of any person or entity holding any ownership share that is in excess of 5%. The disclosure shall include the names, addresses, and dollar or proportionate share of ownership of each person making the disclosure, their instrument of ownership or beneficial relationship, and notice of any potential conflict of interest resulting from the current ownership or beneficial interest of each person making the disclosure having any of the relationships identified in Section 50-35 and on the disclosure form.

**The current annual salary of the Governor is \$177,412.00.**

In addition, all disclosures shall indicate any other current or pending contracts, subcontracts, proposals, leases, or other ongoing procurement relationships the subcontracting entity has with any other unit of state government and shall clearly identify the unit and the contract, subcontract, proposal, lease, or other relationship.

2. **Disclosure Forms.** Disclosure Form A is attached for use concerning the individuals meeting the above ownership or distributive share requirements. Subject individuals should be covered each by one form. In addition, a second form (Disclosure Form B) provides for the disclosure of current or pending procurement relationships with other (non-IDOT) state agencies.

**C. Disclosure Form Instructions**

**Form A Instructions for Financial Information & Potential Conflicts of Interest**

If the subcontractor is a publicly traded entity subject to Federal 10K reporting, the 10K Report may be submitted to meet the requirements of Form A. If a subcontractor is a privately held entity that is exempt from Federal 10K reporting, but has more than 400 shareholders, it may submit the information that Federal 10K companies are required to report, and list the names of any person or entity holding any ownership share that is in excess of 5%. If a subcontractor is not subject to Federal 10K reporting, the subcontractor must determine if any individuals are required by law to complete a financial disclosure form. To do this, the subcontractor should answer each of the following questions. A "YES" answer indicates Form A must be completed. If the answer to each of the following questions is "NO", then the **NOT APPLICABLE STATEMENT** on the second page of Form A must be signed and dated by a person that is authorized to execute contracts for the subcontracting company. Note: These questions are for assistance only and are not required to be completed.

1. Does anyone in your organization have a direct or beneficial ownership share of greater than 5% of the bidding entity or parent entity? YES \_\_\_ NO \_\_\_
2. Does anyone in your organization have a direct or beneficial ownership share of less than 5%, but which has a value greater than 60% of the annual salary of the Governor? YES \_\_\_ NO \_\_\_
3. Does anyone in your organization receive more than 60% of the annual salary of the Governor of the subcontracting entity's or parent entity's distributive income? YES \_\_\_ NO \_\_\_

(Note: Distributive income is, for these purposes, any type of distribution of profits. An annual salary is not distributive income.)

4. Does anyone in your organization receive greater than 5% of the subcontracting entity's or parent entity's total distributive income, but which is less than 60% of the annual salary of the Governor? YES \_\_\_ NO \_\_\_

(Note: Only one set of forms needs to be completed per person per subcontract even if a specific individual would require a yes answer to more than one question.)

A "YES" answer to any of these questions requires the completion of Form A. The subcontractor must determine each individual in the subcontracting entity or the subcontracting entity's parent company that would cause the questions to be answered "Yes". Each form must be signed and dated by a person that is authorized to execute contracts for your organization. **Photocopied or stamped signatures are not acceptable.** The person signing can be, but does not have to be, the person for which the form is being completed. The subcontractor is responsible for the accuracy of any information provided.

If the answer to each of the above questions is "NO", then the **NOT APPLICABLE STATEMENT** on page 2 of Form A must be signed and dated by a person that is authorized to execute contracts for your company.

## RETURN WITH SUBCONTRACT

### **Form B: Instructions for Identifying Other Contracts & Procurement Related Information**

Disclosure Form B must be completed for each subcontract submitted by the subcontracting entity. *Note: Checking the NOT APPLICABLE STATEMENT on Form A does not allow the subcontractor to ignore Form B. Form B must be completed, checked, and dated or the subcontract will not be approved.*

The Subcontractor shall identify, by checking Yes or No on Form B, whether it has any pending contracts, subcontracts, leases, bids, proposals, or other ongoing procurement relationship with any other (non-IDOT) State of Illinois agency. If "No" is checked, the subcontractor only needs to complete the check box on the bottom of Form B. If "Yes" is checked, the subcontractor must list all non-IDOT State of Illinois agency pending contracts, subcontracts, leases, bids, proposals, and other ongoing procurement relationships. These items may be listed on Form B or on an attached sheet(s). Contracts with cities, counties, villages, etc. are not considered State of Illinois agency contracts and are not to be included. Contracts or subcontracts with other State of Illinois agencies such as the Department of Natural Resources or the Capital Development Board must be included.

ILLINOIS DEPARTMENT OF TRANSPORTATION

Form A Subcontractor: Financial Information & Potential Conflicts of Interest Disclosure

Subcontractor Name, Legal Address, City, State, Zip, Telephone Number, Email Address, Fax Number (if available)

Disclosure of the information contained in this Form is required by the Section 50-35 of the Illinois Procurement Code (30 ILCS 500). Subcontractors desiring to enter into a subcontract of a State of Illinois contract must disclose the financial information and potential conflict of interest information as specified in this Disclosure Form. This information shall become part of the publicly available contract file. This Form A must be completed for subcontracts with a total value of \$25,000 or more, from subcontractors identified in Section 20-120 of the Illinois Procurement Code, and for all open-ended contracts. A publicly traded company may submit a 10K disclosure (or equivalent if applicable) in satisfaction of the requirements set forth in Form A. See Disclosure Form Instructions.

The current annual salary of the Governor is \$177,412.00.

DISCLOSURE OF FINANCIAL INFORMATION

1. Disclosure of Financial Information. The individual named below has an interest in the SUBCONTRACTOR (or its parent) in terms of ownership or distributive income share in excess of 5%, or an interest which has a value of more than 60% of the annual salary of the Governor. (Make copies of this form as necessary and attach a separate Disclosure Form A for each individual meeting these requirements)

FOR INDIVIDUAL (type or print information) NAME: ADDRESS Type of ownership/distributable income share: stock sole proprietorship Partnership other: (explain on separate sheet): % or \$ value of ownership/distributable income share:

2. Disclosure of Potential Conflicts of Interest. Check "Yes" or "No" to indicate which, if any, of the following potential conflict of interest relationships apply. If the answer to any question is "Yes", please attach additional pages and describe.

(a) State employment, currently or in the previous 3 years, including contractual employment of services. Yes \_\_\_ No \_\_\_

If your answer is yes, please answer each of the following questions.

- 1. Are you currently an officer or employee of either the Capitol Development Board or the Illinois State Toll Highway Authority? Yes \_\_\_ No \_\_\_
2. Are you currently appointed to or employed by any agency of the State of Illinois? If you are currently appointed to or employed by any agency of the State of Illinois, and your annual salary exceeds 60% of the annual salary of the Governor, provide the name the State agency for which you are employed and your annual salary.

**RETURN WITH SUBCONTRACT**

3. If you are currently appointed to or employed by any agency of the State of Illinois, and your annual salary exceeds 60% of the annual salary of the Governor, are you entitled to receive (i) more than 7 1/2% of the total distributable income of your firm, partnership, association or corporation, or (ii) an amount in excess of 100% of the annual salary of the Governor?  
Yes \_\_\_ No \_\_\_

4. If you are currently appointed to or employed by any agency of the State of Illinois, and your annual salary exceeds 60% of the annual salary of the Governor, are you and your spouse or minor children entitled to receive (i) more than 15 % in the aggregate of the total distributable income of your firm, partnership, association or corporation, or (ii) an amount in excess of two times the salary of the Governor?  
Yes \_\_\_ No \_\_\_

---

(b) State employment of spouse, father, mother, son, or daughter, including contractual employment services in the previous 2 years.

Yes \_\_\_ No \_\_\_

If your answer is yes, please answer each of the following questions.

1. Is your spouse or any minor children currently an officer or employee of the Capitol Development Board or the Illinois State Toll Highway Authority?  
Yes \_\_\_ No \_\_\_

2. Is your spouse or any minor children currently appointed to or employed by any agency of the State of Illinois? If your spouse or minor children is/are currently appointed to or employed by any agency of the State of Illinois, and his/her annual salary exceeds 60% of the annual salary of the Governor, provide the name of your spouse and/or minor children, the name of the State agency for which he/she is employed and his/her annual salary. \_\_\_\_\_

---

3. If your spouse or any minor children is/are currently appointed to or employed by any agency of the State of Illinois, and his/her annual salary exceeds 60% of the annual salary of the Governor, are you entitled to receive (i) more than 7 1/2% of the total distributable income of your firm, partnership, association or corporation, or (ii) an amount in excess of 100% of the annual salary of the Governor?  
Yes \_\_\_ No \_\_\_

4. If your spouse or any minor children are currently appointed to or employed by any agency of the State of Illinois, and his/her annual salary exceeds 60% of the annual salary of the Governor, are you and your spouse or minor children entitled to receive (i) more than 15 % in the aggregate of the total distributable income of your firm, partnership, association or corporation, or (ii) an amount in excess of two times the salary of the Governor?  
Yes \_\_\_ No \_\_\_

---

(c) Elective status; the holding of elective office of the State of Illinois, the government of the United States, any unit of local government authorized by the Constitution of the State of Illinois or the statutes of the State of Illinois currently or in the previous 3 years.  
Yes \_\_\_ No \_\_\_

---

(d) Relationship to anyone holding elective office currently or in the previous 2 years; spouse, father, mother, son, or daughter.  
Yes \_\_\_ No \_\_\_

---

(e) Appointive office; the holding of any appointive government office of the State of Illinois, the United States of America, or any unit of local government authorized by the Constitution of the State of Illinois or the statutes of the State of Illinois, which office entitles the holder to compensation in excess of the expenses incurred in the discharge of that office currently or in the previous 3 years.  
Yes \_\_\_ No \_\_\_

---

(f) Relationship to anyone holding appointive office currently or in the previous 2 years; spouse, father, mother, son, or daughter.  
Yes \_\_\_ No \_\_\_

---

(g) Employment, currently or in the previous 3 years, as or by any registered lobbyist of the State government.  
Yes \_\_\_ No \_\_\_

---

**RETURN WITH SUBCONTRACT**

(h) Relationship to anyone who is or was a registered lobbyist in the previous 2 years; spouse, father, mother, son, or daughter. Yes \_\_\_ No \_\_\_

---

(i) Compensated employment, currently or in the previous 3 years, by any registered election or reelection committee registered with the Secretary of State or any county clerk of the State of Illinois, or any political action committee registered with either the Secretary of State or the Federal Board of Elections. Yes \_\_\_ No \_\_\_

---

(j) Relationship to anyone; spouse, father, mother, son, or daughter; who was a compensated employee in the last 2 years by any registered election or re-election committee registered with the Secretary of State or any county clerk of the State of Illinois, or any political action committee registered with either the Secretary of State or the Federal Board of Elections. Yes \_\_\_ No \_\_\_

---

**3. Communication Disclosure.**

Disclose the name and address of each lobbyist and other agent of the bidder or offeror who is not identified in Section 2 of this form, who is has communicated, is communicating, or may communicate with any State officer or employee concerning the bid or offer. This disclosure is a continuing obligation and must be promptly supplemented for accuracy throughout the process and throughout the term of the contract. If no person is identified, enter "None" on the line below:

Name and address of person(s): \_\_\_\_\_  
\_\_\_\_\_  
\_\_\_\_\_  
\_\_\_\_\_

**RETURN WITH SUBCONTRACT**

**4. Debarment Disclosure.** For each of the persons identified under Sections 2 and 3 of this form, disclose whether any of the following has occurred within the previous 10 years: debarment from contracting with any governmental entity; professional licensure discipline; bankruptcies; adverse civil judgments and administrative findings; and criminal felony convictions. This disclosure is a continuing obligation and must be promptly supplemented for accuracy throughout the procurement process and term of the contract. If no person is identified, enter "None" on the line below:

Name of person(s): \_\_\_\_\_

Nature of disclosure: \_\_\_\_\_  
\_\_\_\_\_  
\_\_\_\_\_

**APPLICABLE STATEMENT**

**This Disclosure Form A is submitted on behalf of the INDIVIDUAL named on previous page. Under penalty of perjury, I certify the contents of this disclosure to be true and accurate to the best of my knowledge.**

Completed by:  \_\_\_\_\_ Date \_\_\_\_\_  
Signature of Individual or Authorized Officer

**NOT APPLICABLE STATEMENT**

**Under penalty of perjury, I have determined that no individuals associated with this organization meet the criteria that would require the completion of this Form A.**

**This Disclosure Form A is submitted on behalf of the SUBCONTRACTOR listed on the previous page.**

\_\_\_\_\_ Date \_\_\_\_\_  
Signature of Authorized Officer

RETURN WITH SUBCONTRACT

ILLINOIS DEPARTMENT  
OF TRANSPORTATION

Form B  
Subcontractor: Other Contracts &  
Procurement Related Information  
Disclosure

Subcontractor Name		
Legal Address		
City, State, Zip		
Telephone Number	Email Address	Fax Number (if available)

Disclosure of the information contained in this Form is required by the Section 50-35 of the Illinois Procurement Act (30 ILCS 500). This information shall become part of the publicly available contract file. This Form B must be completed for subcontracts with a total value of \$25,000 or more, from subcontractors identified in Section 20-120 of the Illinois Procurement Code, and for all open-ended contracts.

**DISCLOSURE OF OTHER CONTRACTS, SUBCONTRACTS, AND PROCUREMENT RELATED INFORMATION**

**1. Identifying Other Contracts & Procurement Related Information.** The SUBCONTRACTOR shall identify whether it has any pending contracts, subcontracts, including leases, bids, proposals, or other ongoing procurement relationship with any other State of Illinois agency: Yes \_\_\_ No \_\_\_

If "No" is checked, the subcontractor only needs to complete the signature box on the bottom of this page.

**2. If "Yes" is checked.** Identify each such relationship by showing State of Illinois agency name and other descriptive information such as bid or project number (attach additional pages as necessary). SEE DISCLOSURE FORM INSTRUCTIONS:

**THE FOLLOWING STATEMENT MUST BE CHECKED**

<input type="checkbox"/>	_____	_____
	Signature of Authorized Officer	Date



## NOTICE TO BIDDERS

- 1. TIME AND PLACE OF OPENING BIDS.** Sealed proposals for the improvement described herein will be received by the Department of Transportation at the Harry R. Hanley Building, 2300 South Dirksen Parkway, in Springfield, Illinois until 10:00 o'clock a.m., March 11, 2011. All bids will be gathered, sorted, publicly opened and read in the auditorium at the Department of Transportation's Harry R. Hanley Building shortly after the 10:00 a.m. cut off time.
- 2. DESCRIPTION OF WORK.** The proposed improvement is identified and advertised for bids in the Invitation for Bids as:

**Contract No. 63511  
COOK County  
Section 10-00095-00-SW (River Grove)  
Project TE-00D1(823)  
Route FAU 1376 (Grand Avenue)  
District 1 Construction Funds**

**Project consists of the removal of the existing sidewalk, curb and gutter, driveway aprons and grass parkways, installation of new brick paver sidewalk, concrete sidewalk, curb and gutter, driveway aprons, private entrance sidewalks, installation of storm sewers and drainage structures, restoring the grass parkways with topsoil and sod and all other incidental items to complete the work on FAU Route 1376 (Grand Avenue) from the DesPlaines River Bridge to Davisson Street in the village of River Grove.**

- 3. INSTRUCTIONS TO BIDDERS.** (a) This Notice, the invitation for bids, proposal and letter of award shall, together with all other documents in accordance with Article 101.09 of the Standard Specifications for Road and Bridge Construction, become part of the contract. Bidders are cautioned to read and examine carefully all documents, to make all required inspections, and to inquire or seek explanation of the same prior to submission of a bid.  
  
(b) State law, and, if the work is to be paid wholly or in part with Federal-aid funds, Federal law requires the bidder to make various certifications as a part of the proposal and contract. By execution and submission of the proposal, the bidder makes the certification contained therein. A false or fraudulent certification shall, in addition to all other remedies provided by law, be a breach of contract and may result in termination of the contract.
- 4. AWARD CRITERIA AND REJECTION OF BIDS.** This contract will be awarded to the lowest responsive and responsible bidder considering conformity with the terms and conditions established by the Department in the rules, Invitation for Bids and contract documents. The issuance of plans and proposal forms for bidding based upon a prequalification rating shall not be the sole determinant of responsibility. The Department reserves the right to determine responsibility at the time of award, to reject any or all proposals, to readvertise the proposed improvement, and to waive technicalities.

By Order of the  
Illinois Department of Transportation

Gary Hannig,  
Secretary



INDEX  
FOR  
SUPPLEMENTAL SPECIFICATIONS  
AND RECURRING SPECIAL PROVISIONS

Adopted January 1, 2011

This index contains a listing of SUPPLEMENTAL SPECIFICATIONS and frequently used RECURRING SPECIAL PROVISIONS.

ERRATA Standard Specifications for Road and Bridge Construction (Adopted 1-1-07) (Revised 1-1-11)

SUPPLEMENTAL SPECIFICATIONS

<u>Std. Spec. Sec.</u>	<u>Page No.</u>
201 Clearing, Tree Removal and Protection .....	1
205 Embankment .....	2
251 Mulch .....	3
253 Planting Woody Plants .....	4
280 Temporary Erosion Control .....	6
406 Hot-Mix Asphalt Binder and Surface Course .....	7
420 Portland Cement Concrete Pavement .....	11
443 Reflective Crack Control Treatment .....	12
501 Removal of Existing Structures .....	15
502 Excavation for Structures .....	16
503 Concrete Structures .....	17
504 Precast Concrete Structures .....	18
505 Steel Structures .....	19
508 Reinforcement Bars .....	20
540 Box Culverts .....	21
581 Waterproofing Membrane System .....	22
606 Concrete Gutter, Curb, Median, and Paved Ditch .....	23
630 Steel Plate Beam Guardrail .....	24
633 Removing and Reerecting Guardrail and Terminals .....	25
637 Concrete Barrier .....	26
664 Chain Link Fence .....	27
669 Removal and Disposal of Regulated Substances .....	28
672 Sealing Abandoned Water Wells .....	29
701 Work Zone Traffic Control and Protection .....	30
720 Sign Panels and Appurtenances .....	32
721 Sign Panel Overlay .....	33
722 Demountable Sign Legend Characters and Arrows .....	34
726 Mile Post Marker Assembly .....	35
733 Overhead Sign Structures .....	36
780 Pavement Striping .....	37
782 Prismatic Reflectors .....	42
783 Pavement Marking and Marker Removal .....	43
801 Electrical Requirements .....	44
805 Electrical Service Installation – Traffic Signals .....	45
821 Roadway Luminaires .....	46
836 Pole Foundation .....	47
838 Breakaway Devices .....	48
843 Removal of Navigational Obstruction Warning Lighting System .....	49
862 Uninterruptable Power Supply .....	50
873 Electric Cable .....	52
878 Traffic Signal Concrete Foundation .....	54
1003 Fine Aggregates .....	55
1004 Coarse Aggregates .....	56
1005 Stone and Broken Concrete .....	57
1006 Metals .....	58
1008 Structural Steel Coatings .....	60
1010 Finely Divided Materials .....	65
1020 Portland Cement Concrete .....	66
1022 Concrete Curing Materials .....	77

1024	Nonshrink Grout .....	78
1026	Concrete Sealer .....	79
1030	Hot-Mix Asphalt .....	80
1032	Bituminous Materials .....	87
1042	Precast Concrete Products .....	90
1062	Reflective Crack Control System .....	92
1069	Pole and Tower .....	94
1074	Control Equipment .....	97
1076	Wire and Cable .....	102
1077	Post and Foundation .....	103
1080	Fabric Materials .....	105
1081	Materials for Planting .....	106
1083	Elastomeric Bearings .....	108
1090	Sign Base .....	109
1091	Sign Face .....	111
1092	Sign Legend and Supplemental Panels .....	119
1093	Sign Supports .....	120
1094	Overhead Sign Structures .....	122
1095	Pavement Markings .....	128
1097	Reflectors .....	136
1101	General Equipment .....	137
1102	Hot-Mix Asphalt Equipment .....	138
1103	Portland Cement Concrete Equipment .....	140
1105	Pavement Marking Equipment .....	141
1106	Work Zone Traffic Control Devices .....	143

RECURRING SPECIAL PROVISIONS

The following RECURRING SPECIAL PROVISIONS indicated by an "X" are applicable to this contract and are included by reference:

<u>CHECK SHEET #</u>	<u>PAGE</u>
<u>NO.</u>	
1	X Additional State Requirements For Federal-Aid Construction Contracts (Eff. 2-1-69) (Rev. 1-1-10) ..... 145
2	X Subletting of Contracts (Federal-Aid Contracts) (Eff. 1-1-88) (Rev. 5-1-93) ..... 148
3	X EEO (Eff. 7-21-78) (Rev. 11-18-80) ..... 149
4	Specific Equal Employment Opportunity Responsibilities Non Federal-Aid Contracts (Eff. 3-20-69) (Rev. 1-1-94) ..... 159
5	Required Provisions - State Contracts (Eff. 4-1-65) (Rev. 1-1-10) ..... 164
6	Reserved ..... 169
7	Reserved ..... 170
8	Haul Road Stream Crossings, Other Temporary Stream Crossings, and In-Stream Work Pads (Eff. 1-2-92) (Rev. 1-1-98) ..... 171
9	Construction Layout Stakes Except for Bridges (Eff. 1-1-99) (Rev. 1-1-07) ..... 172
10	Construction Layout Stakes (Eff. 5-1-93) (Rev. 1-1-07) ..... 175
11	Use of Geotextile Fabric for Railroad Crossing (Eff. 1-1-95) (Rev. 1-1-07) ..... 178
12	Subsealing of Concrete Pavements (Eff. 11-1-84) (Rev. 1-1-07) ..... 180
13	Hot-Mix Asphalt Surface Correction (Eff. 11-1-87) (Rev. 1-1-09) ..... 184
14	Pavement and Shoulder Resurfacing (Eff. 2-1-00) (Rev. 1-1-09) ..... 186
15	PCC Partial Depth Hot-Mix Asphalt Patching (Eff. 1-1-98) (Rev. 1-1-07) ..... 187
16	Patching with Hot-Mix Asphalt Overlay Removal (Eff. 10-1-95) (Rev. 1-1-07) ..... 189
17	Polymer Concrete (Eff. 8-1-95) (Rev. 1-1-08) ..... 190
18	PVC Pipeliner (Eff. 4-1-04) (Rev. 1-1-07) ..... 192
19	Pipe Underdrains (Eff. 9-9-87) (Rev. 1-1-07) ..... 193
20	Guardrail and Barrier Wall Delineation (Eff. 12-15-93) (Rev. 1-1-97) ..... 194
21	Bicycle Racks (Eff. 4-1-94) (Rev. 1-1-07) ..... 198
22	Temporary Modular Glare Screen System (Eff. 1-1-00) (Rev. 1-1-07) ..... 200
23	Temporary Portable Bridge Traffic Signals (Eff. 8-1-03) (Rev. 1-1-07) ..... 202
24	Work Zone Public Information Signs (Eff. 9-1-02) (Rev. 1-1-07) ..... 204
25	Night Time Inspection of Roadway Lighting (Eff. 5-1-96) ..... 205
26	English Substitution of Metric Bolts (Eff. 7-1-96) ..... 206
27	English Substitution of Metric Reinforcement Bars (Eff. 4-1-96) (Rev. 1-1-03) ..... 207
28	Calcium Chloride Accelerator for Portland Cement Concrete (Eff. 1-1-01) ..... 208
29	Reserved ..... 209
30	Quality Control of Concrete Mixtures at the Plant (Eff. 8-1-00) (Rev. 1-1-11) ..... 210
31	X Quality Control/Quality Assurance of Concrete Mixtures (Eff. 4-1-92) (Rev. 1-1-11) ..... 218
32	Asbestos Bearing Pad Removal (Eff. 11-1-03) ..... 230
33	Asbestos Hot-Mix Asphalt Surface Removal (Eff. 6-1-89) (Rev. 1-1-09) ..... 231

LOCAL ROADS AND STREETS RECURRING SPECIAL PROVISIONS

LRS 1	Reserved ..... 233
LRS 2	<input type="checkbox"/> Furnished Excavation (Eff. 1-1-99) (Rev. 1-1-07) ..... 234
LRS 3	<input checked="" type="checkbox"/> Work Zone Traffic Control (Eff. 1-1-99) (Rev. 1-1-10) ..... 235
LRS 4	<input checked="" type="checkbox"/> Flaggers in Work Zones (Eff. 1-1-99) (Rev. 1-1-07) ..... 236
LRS 5	<input type="checkbox"/> Contract Claims (Eff. 1-1-02) (Rev. 1-1-07) ..... 237
LRS 6	<input type="checkbox"/> Bidding Requirements and Conditions for Contract Proposals (Eff. 1-1-02) ..... 238
LRS 7	<input type="checkbox"/> Bidding Requirements and Conditions for Material Proposals (Eff. 1-1-02) (Rev. 1-1-03) ..... 244
LRS 8	Reserved ..... 250
LRS 9	<input type="checkbox"/> Bituminous Surface Treatments (Eff. 1-1-99) (Rev. 1-1-11) ..... 251
LRS 10	Reserved ..... 252
LRS 11	<input type="checkbox"/> Employment Practices (Eff. 1-1-99) ..... 253
LRS 12	<input type="checkbox"/> Wages of Employees on Public Works (Eff. 1-1-99) (Rev. 1-1-10) ..... 255
LRS 13	<input type="checkbox"/> Selection of Labor (Eff. 1-1-99) ..... 256
LRS 14	<input type="checkbox"/> Paving Brick and Concrete Paver Pavements and Sidewalks (Eff. 1-1-04) (Rev. 1-1-09) ..... 257
LRS 15	<input type="checkbox"/> Partial Payments (Eff. 1-1-07) ..... 260
LRS 16	<input type="checkbox"/> Protests on Local Lettings (Eff. 1-1-07) ..... 261
LRS 17	<input type="checkbox"/> Substance Abuse Prevention Program (Eff. 1-1-08) (Rev. 1-8-08) ..... 262

SPECIAL PROVISIONS  
Grand Avenue Streetscape Project  
FAU # 1376

INDEX

ITEM	PAGE
LOCATION OF PROJECT .....	1
DESCRIPTION OF PROJECT .....	1
PROJECT STAGING AND LOCAL ACCESS .....	1
MAINTENANCE OF ROADWAYS .....	2
STATUS OF UTILITIES TO BE ADJUSTED .....	2
<b>SPECIAL PROVISIONS</b>	
TRENCH BACKFILL, SPECIAL .....	3
TOP SOIL FURNISH AND PLACE, 4" .....	3
INLET FILTERS .....	4
PORTLAND CEMENT CONCRETE BASE COURSE 6" .....	4
PORTLAND CEMENT CONCRETE BASE COURSE 8" .....	5
PROTECTIVE COAT .....	5
DETECTABLE WARNINGS .....	5
DRIVEWAY PAVEMENT REMOVAL .....	6
COMBINATION CONCRETE CURB AND GUTTER REMOVAL .....	6
DOMESTIC WATER SERVICE BOXES TO BE ADJUSTED .....	6
DOMESTIC WATER SERVICE BOXES .....	7
STRUCTURE ADJUSTMENTS .....	7
FRAMES AND LIDS, TYPE I .....	8
CONCRETE CURB, TYPE B .....	8
REMOVAL AND DISPOSAL OF REGULATED SUBSTANCE .....	9
TRAFFIC CONTROL PLAN .....	9
STORM SEWERS, CLASS B, TYPE 2 8" .....	10
STORM SEWERS, CLASS B, TYPE 2 10" .....	10
PAVING BRICK SIDEWALK .....	11
GEOTECHNICAL FABRIC, SPECIAL .....	12
STONE BEDDING MATERIAL .....	12
TOP SOIL PLACEMENT .....	12
SIDEWALK REMOVAL (SPECIAL) .....	14
CATCH BASINS, 4'-DIAMETER, TYPE 1 FRAME, OPEN LID, SPECIAL .....	14
STRUCTURES TO BE RECONSTRUCTED .....	15
INLETS, TYPE A, TYPE 1 FRAME, OPEN LID, SPECIAL .....	15
CATCH BASINS, TYPE C, TYPE 1 FRAME, OPEN LID, SPECIAL .....	16
COMBINATION CONCRETE CURB AND GUTTER, TYPE B-6.12 (SPECIAL) .....	16

SPECIAL PROVISIONS  
Grand Avenue Streetscape Project  
FAU # 1376

INDEX

ITEM	PAGE
HANDHOLE TO BE ADJUSTED .....	17
DRAINAGE STRUCTURE TO BE REMOVED .....	18
EXPLORATORY EXCAVATION.....	18
STORM SEWER CONNECTION, SPECIAL.....	18
10" x 4" CATCH BASIN TRAP AND RESTRICTOR .....	19
PLANTER RAILING.....	19

**STREET LIGHTING SPECIAL PROVISIONS**

EXISTING LIGHT POLE FOUNDATION ADJUSTMENT .....	20
ELECTRICAL CONNECTION TO EXISTING LIGHTING SYSTEM .....	21
DECORATIVE LIGHT POLE, ALUMINUM, 12' MOUNTING LIGHT .....	21
DECORATIVE ACORN STYLE LUMINAIRE, SODIUM VAPOR, TENON MOUNT, 70 WATT .....	21
MAINTENANCE OF LIGHTING SYSTEM .....	22
GENERAL ELECTRICAL REQUIREMENTS .....	25
WIRE AND CABLE .....	27
UNIT DUCT .....	29
TRENCH AND BACKFILL FOR ELECTRICAL WORK .....	30
UNDERGROUND RACEWAYS .....	31
EXPOSED RACEWAYS .....	31
FOUNDATIONS .....	34
GROUND ROD .....	35
NOTIFICATION OF STATE ELECTRICAL MAINTENANCE CONTRACTOR .....	36
GROUNDING OF LIGHTING SYSTEM .....	36
IDOT DISTRICT 1 LUMINAIRE PERFORMANCE TABLES .....	37

**DISTRICT ONE SPECIAL PROVISIONS**

COARSE AGGREGATE FOR HOT-MIX ASPHALT (HMA) (D-1) .....	39
FINE AGGREGATE FOR HOT- MIX ASPHALT (HMA) (D-1) .....	42
TEMPERATURE CONTROL FOR CONCRETE PLACEMENT (DISTRICT ONE) .....	42
USE OF RAP (DIST 1) .....	43
EPOXY COATING ON REINFORCEMENT (DISTRICT ONE) .....	50
USE OF RECLAIMED ASPHALT SHINGLES (RAS) (D-1).....	51

MWRD Sewer Permits .....55

SWPP .....65

IEPS NOI .....73

INDEX LOCAL ROADS AND STREETS SPECIAL PROVISIONS

LR #	Pg #	Special Provision Title	Effective	Revised
LR SD 12		<input type="checkbox"/> Slab Movement Detection Device	Nov. 11, 1984	Jan. 1, 2007
LR SD 13		<input type="checkbox"/> Required Cold Milled Surface Texture	Nov. 1, 1987	Jan. 1, 2007
LR 105	76	<input checked="" type="checkbox"/> Cooperation with Utilities	Jan. 1, 1999	Jan. 1, 2007
LR 107-2		<input type="checkbox"/> Railroad Protective Liability Insurance for Local Lettings	Mar. 1, 2005	Jan. 1, 2006
LR 107-4	79	<input checked="" type="checkbox"/> Insurance	Feb. 1, 2007	Aug. 1, 2007
LR 107-6		<input type="checkbox"/> Selection of Labor	Aug. 1, 2010	
LR 108		<input type="checkbox"/> Combination Bids	Jan. 1, 1994	Mar. 1, 2005
LR 212		<input type="checkbox"/> Shaping Roadway	Aug. 1, 1969	Jan. 1, 2002
LR 355-1		<input type="checkbox"/> Asphalt Stabilized Base Course, Road Mix or Traveling Plant Mix	Oct. 1, 1973	Jan. 1, 2007
LR 355-2		<input type="checkbox"/> Asphalt Stabilized Base Course, Plant Mix	Feb. 20, 1963	Jan. 1, 2007
LR 400-1		<input type="checkbox"/> Bituminous Treated Earth Surface	Jan. 1, 2007	Jan. 1, 2008
LR 400-2		<input type="checkbox"/> Bituminous Surface Mixture (Class B)	Jan. 1, 2008	
LR 402		<input type="checkbox"/> Salt Stabilized Surface Course	Feb. 20, 1963	Jan. 1, 2007
LR 403-2		<input type="checkbox"/> Bituminous Hot Mix Sand Seal Coat	Aug. 1, 1969	Jan. 1, 2007
LR 406		<input type="checkbox"/> Filling HMA Core Holes with Non-shrink Grout	Jan. 1, 2008	
LR 420		<input type="checkbox"/> PCC Pavement (Special)	May 12, 1964	Jan. 2, 2007
LR 442		<input type="checkbox"/> Bituminous Patching Mixtures for Maintenance Use	Jan. 1, 2004	Jun. 1, 2007
LR 451		<input type="checkbox"/> Crack Filling Bituminous Pavement with Fiber-Asphalt	Oct. 1, 1991	Jan. 1, 2007
LR 503-1		<input type="checkbox"/> Furnishing Class SI Concrete	Oct. 1, 1973	Jan. 1, 2002
LR 503-2		<input type="checkbox"/> Furnishing Class SI Concrete (Short Load)	Jan. 1, 1989	Jan. 1, 2002
LR 542		<input type="checkbox"/> Pipe Culverts, Type _____ (Furnished)	Sep. 1, 1964	Jan. 1, 2007
LR 663		<input type="checkbox"/> Calcium Chloride Applied	Jun. 1, 1958	Jan. 1, 2007
LR 702		<input type="checkbox"/> Construction and Maintenance Signs	Jan. 1, 2004	Jun. 1, 2007
LR 1004		<input type="checkbox"/> Coarse Aggregate for Bituminous Surface Treatment	Jan. 1, 2002	Jan. 1, 2007
LR 1030		<input type="checkbox"/> Growth Curve	Mar. 1, 2008	Jan. 1, 2010
LR 1032-1		<input type="checkbox"/> Emulsified Asphalts	Jan. 1, 2007	Feb. 7, 2008
LR 1032-2		<input type="checkbox"/> Multigrade Cold Mix Asphalt	Jan. 1, 2007	Feb. 1, 2007
LR 1102		<input type="checkbox"/> Road Mix or Traveling Plan Mix Equipment	Jan. 1, 2007	

BDE SPECIAL PROVISIONS  
For the January 21 and March 11, 2011 Lettings

The following special provisions indicated by an "x" are applicable to this contract. An \* indicates a new or revised special provision for the letting.

File Name	Pg #		Special Provision Title	Effective	Revised
80240	80	X	Above Grade Inlet Protection	July 1, 2009	
80099			Accessible Pedestrian Signals (APS)	April 1, 2003	Jan. 1, 2007
80243			American Recovery and Reinvestment Act Provisions	April 1, 2009	
80236			American Recovery and Reinvestment Act Signing	April 1, 2009	April 15, 2009
80186	82	X	Alkali-Silica Reaction for Cast-in-Place Concrete	Aug. 1, 2007	Jan. 1, 2009
80213	85	X	Alkali-Silica Reaction for Precast and Precast Prestressed Concrete	Jan. 1, 2009	
80207	88	X	Approval of Proposed Borrow Areas, Use Areas, and/or Waste Areas (NOTE: This special provision was previously named "Approval of Proposed Borrow Areas, Use Areas, and/or Waste Areas Inside Illinois State Borders".)	Nov. 1, 2008	Nov. 1, 2010
80192			Automated Flagger Assistance Device	Jan. 1, 2008	
80173			Bituminous Materials Cost Adjustments	Nov. 2, 2006	April 1, 2009
80241			Bridge Demolition Debris	July 1, 2009	
50261			Building Removal-Case I (Non-Friable and Friable Asbestos)	Sept. 1, 1990	April 1, 2010
50481			Building Removal-Case II (Non-Friable Asbestos)	Sept. 1, 1990	April 1, 2010
50491			Building Removal-Case III (Friable Asbestos)	Sept. 1, 1990	April 1, 2010
50531			Building Removal-Case IV (No Asbestos)	Sept. 1, 1990	April 1, 2010
80166	89	X	Cement	Jan. 1, 2007	April 1, 2009
80260			Certification of Metal Fabricator	July 1, 2010	
80198			Completion Date (via calendar days)	April 1, 2008	
80199			Completion Date (via calendar days) Plus Working Days	April 1, 2008	
80094	92	X	Concrete Admixtures	Jan. 1, 2003	April 1, 2009
80215			Concrete Joint Sealer	Jan. 1, 2009	
80226			Concrete Mix Designs	April 1, 2009	
80261	96	X	Construction Air Quality – Diesel Retrofit	June 1, 2010	
80237	99	X	Construction Air Quality – Diesel Vehicle Emissions Control	April 1, 2009	July 1, 2009
80239	101	X	Construction Air Quality – Idling Restrictions	April 1, 2009	
80227	103	X	Determination of Thickness	April 1, 2009	
80177			Digital Terrain Modeling for Earthwork Calculations	April 1, 2007	
80029	115	X	Disadvantaged Business Enterprise Participation	Sept. 1, 2000	Jan. 1, 2010
80179			Engineer's Field Office Type A	April 1, 2007	Jan. 1, 2011
80205			Engineer's Field Office Type B	Aug. 1, 2008	Jan. 1, 2011
80189	124	X	Equipment Rental Rates	Aug. 2, 2007	Jan. 2, 2008
80228			Flagger at Side Roads and Entrances	April 1, 2009	
80249			Frames and Grates	Jan. 1, 2010	
80265	126	X	Friction Aggregate	Jan. 1, 2011	
80229			Fuel Cost Adjustment	April 1, 2009	July 1, 2009
80169			High Tension Cable Median Barrier	Jan. 1, 2007	April 1, 2009
80194			HMA – Hauling on Partially Completed Full-Depth Pavement	Jan. 1, 2008	
80245	130	X	Hot-Mix Asphalt – Anti-Stripping Additive	Nov. 1, 2009	
80246	131	X	Hot-Mix Asphalt – Density Testing of Longitudinal Joints	Jan. 1, 2010	
80250	132	X	Hot-Mix Asphalt – Drop-Offs	Jan. 1, 2010	
80259			Hot-Mix Asphalt – Fine Aggregate	April 1, 2010	
80109			Impact Attenuators	Nov. 1, 2003	Nov. 1, 2008
80110			Impact Attenuators, Temporary	Nov. 1, 2003	Jan. 1, 2007
80252			Improved Subgrade	Jan. 1, 2010	
80266			Lane Closure, Multilane, Intermittent or Moving Operation, for Speeds ≤ 40 MPH	Jan. 1, 2011	Jan. 2, 2011
80230	133	X	Liquidated Damages	April 1, 2009	
80267			Long-Span Guardrail over Culvert	Jan. 1, 2011	
80045			Material Transfer Device	June 15, 1999	Jan. 1, 2009
80203			Metal Hardware Cast into Concrete	April 1, 2008	April 1, 2009
80165			Moisture Cured Urethane Paint System	Nov. 1, 2006	Jan. 1, 2010



File Name	Pg #		Special Provision Title	Effective	Revised
80238			Monthly Employment Report	April 1, 2009	Jan. 1, 2010
* 80253			Movable Traffic Barrier (NOTE: This Special Provision was previously named "Moveable Traffic Barrier System")	Jan. 1, 2010	Jan. 1, 2011
* 80262			Mulch	Nov. 1, 2010	Jan. 1, 2011
80180	134	X	National Pollutant Discharge Elimination System / Erosion and Sediment Control Deficiency Deduction	April 1, 2007	Nov. 1, 2009
80208			Nighttime Work Zone Lighting	Nov. 1, 2008	
80231			Pavement Marking Removal	April 1, 2009	
80254	136	X	Pavement Patching	Jan. 1, 2010	
80022	137	X	Payments to Subcontractors	June 1, 2000	Jan. 1, 2006
80232			Pipe Culverts	April 1, 2009	April 1, 2010
* 80263			Planting Perennial Plants	Jan. 1, 2011	
80210			Portland Cement Concrete Inlay or Overlay	Nov. 1, 2008	
80217			Post Clips for Extruded Aluminum Signs	Jan. 1, 2009	
* 80268	139	X	Post Mounting of Signs	Jan. 1, 2011	
80171			Precast Handling Holes	Jan. 1, 2007	
80218			Preventive Maintenance – Bituminous Surface Treatment	Jan. 1, 2009	April 1, 2009
80219			Preventive Maintenance – Cape Seal	Jan. 1, 2009	April 1, 2009
80220			Preventive Maintenance – Micro-Surfacing	Jan. 1, 2009	
80221			Preventive Maintenance – Slurry Seal	Jan. 1, 2009	
80015			Public Convenience and Safety	Jan. 1, 2000	
34261			Railroad Protective Liability Insurance	Dec. 1, 1986	Jan. 1, 2006
80157			Railroad Protective Liability Insurance (5 and 10)	Jan. 1, 2006	
80247			Raised Reflective Pavement Markers	Nov. 1, 2009	April 1, 2010
* 80172			Reclaimed Asphalt Pavement (RAP)	Jan. 1, 2007	Jan. 1, 2011
80224			Restoring Bridge Approach Pavements Using High-Density Foam	Jan. 1, 2009	
80131			Seeding	July 1, 2004	July 1, 2010
80264			Selection of Labor	July 2, 2010	
80152			Self-Consolidating Concrete for Cast-In-Place Construction	Nov. 1, 2005	July 1, 2010
80132	140	X	Self-Consolidating Concrete for Precast Products	July 1, 2004	July 1, 2010
80127			Steel Cost Adjustment	April 2, 2004	April 1, 2009
80255			Stone Matrix Asphalt	Jan. 1, 2010	
80234	142	X	Storm Sewers	April 1, 2009	April 1, 2010
80143	149	X	Subcontractor Mobilization Payments	April 2, 2005	
80075			Surface Testing of Pavements	April 1, 2002	Jan. 1, 2007
* 80087	150	X	Temporary Erosion Control	Nov. 1, 2002	Jan. 1, 2011
80225			Temporary Raised Pavement Marker	Jan. 1, 2009	
* 80256			Temporary Water Filled Barrier (NOTE: This special provision was previously named "Temporary Longitudinal Traffic Barrier System")	Jan. 1, 2010	Jan. 1, 2011
80257			Traffic Barrier Terminal, Type 6	Jan. 1, 2010	
* 80269			Traffic Control Surveillance	Jan. 1, 2011	
20338	152	X	Training Special Provisions	Oct. 15, 1975	
80258			Truck Mounted/Trailer Mounted Attenuators	Jan. 1, 2010	
80071	155	X	Working Days	Jan. 1, 2002	

The following special provisions are in the 2011 Supplemental Specifications and Recurring Special Provisions:

<u>File Name</u>	<u>Special Provision Title</u>	<u>New Location</u>	<u>Effective</u>	<u>Revised</u>
80214	Concrete Gutter, Type A	Article 606.07	Jan. 1, 2009	
80178	Dowel Bars	Article 1006.11	April 1, 2007	Jan. 1, 2008
80201	Hot-Mix Asphalt – Plant Test Frequency	Article 1030.05	April 1, 2008	Jan. 1, 2010
80251	Hot-Mix Asphalt – QC/QA Acceptance Criteria	Article 1030.05	Jan. 1, 2010	
80202	Hot-Mix Asphalt – Transportation	Article 1030.08	April 1, 2008	
80196	Mast Arm Assembly and Pole	Article 1077.03	Jan. 1, 2008	Jan. 1, 2009
80182	Notification of Reduced Width	Article 701.06	April 1, 2007	
80069	Organic Zinc-Rich Paint System	Article 1008.05	Nov. 1, 2001	Jan. 1, 2010
80216	Partial Exit Ramp Closure for Freeway/Expressway	Section 701	Jan. 1, 2009	
80209	Personal Protective Equipment	Article 701.12	Nov. 1, 2008	
80119	Polyurea Pavement Marking	Sections 780, 1095 and 1105	April 1, 2004	Jan. 1, 2009
80170	Portland Cement Concrete Plants	Article 1020.11	Jan. 1, 2007	
80211	Prismatic Curb Reflectors	Articles 782.03 and 1097.04	Nov. 1, 2008	
80223	Ramp Closure for Freeway/Expressway	Section 701	Jan. 1, 2009	
80183	Reflective Sheeting on Channelizing Devices	Article 1106.02	April 1, 2007	Nov. 1, 2008
80206	Reinforcement Bars – Storage and Protection	Article 508.03	Aug. 1, 2008	April 1, 2009
80176	Thermoplastic Pavement Marking	Article 1095.01	Jan. 1, 2007	

The following special provisions require additional information from the designer. The additional information needs to be included in a separate document attached to this check sheet. The Project Development and Implementation section will then include the information in the applicable special provision. The Special Provisions are:

- Bridge Demolition Debris
- Building Removal-Case I
- Building Removal-Case II
- Building Removal-Case III
- Building Removal-Case IV
- Completion Date
- Completion Date Plus Working Days
- DBE Participation
- Material Transfer Device
- Railroad Protective Liability Insurance
- Training Special Provisions
- Working Days

**STATE OF ILLINOIS**

**SPECIAL PROVISIONS**

The following Special Provisions supplement the "Standard Specifications for Road and Bridge Construction", adopted January 1, 2007, herein referred to as the Standard Specifications, the latest edition of the "Illinois Manual on Uniform Traffic Control Devices for Streets and Highways", and the Manual of Test Procedures for Materials in effect on the date of invitation for bids, herein referred to as the Specifications, and the "Supplemental Specifications and Recurring Special Provisions" indicated on the Check Sheet included herein which apply to and govern and in case of conflict with any part or parts of said Specifications, the said Special Provisions shall take precedence and shall govern the construction of:

**FAU 1376 -GRAND AVENUE  
PROJECT TE-00D1(823)  
VILLAGE SECTION 10-00095-00-SW  
VILLAGE OF RIVER GROVE  
COOK COUNTY  
CONTRACT NO. 63511**

**LOCATION OF PROJECT**

The project is located on Grand Avenue beginning at the east edge of the Des Plaines River bridge, stopping just west of Oak Street (Sta 11+85) and resuming just east of Hessing Street (Sta 37+00) ending just east of Davisson Street (Sta 47+25) for a total net length of 2,210 feet (0.419 miles) within the Village of River Grove and in Cook County. The length of omission (from Sta 11+85 to Sta 37+00) is 2,515 feet (0.476 miles). The gross length of this project is 4,725 feet (0.895 miles)

**DESCRIPTION OF PROJECT**

The work includes the removal of the existing sidewalk, curb and gutter, driveway aprons, and grass parkways. Additionally, this project involves the installation of new brick paver sidewalk, concrete sidewalk, curb and gutter, driveway aprons, private entrance sidewalks. Installation of storm sewers and drainage structures, restoring the grass parkways with topsoil and sod, and all other appurtenant work necessary to complete the project will also need to be completed. As part of the streetscape project, new pedestrian light fixtures and tree planters shall be installed on both sides of the street.

**PROJECT STAGING AND LOCAL ACCESS**

During the construction of this project, Grand Avenue and all intersecting side streets, must remain open at all times. Additionally, the Contractor is to maintain access to private and commercial driveways so that owners will have access to their properties along the improvements at all times. This will necessitate staging of many of the concrete driveways. No additional compensation will be granted to the Contractor for any necessary staging.

**MAINTENANCE OF ROADWAYS**

Effective: September 30, 1985

Revised: November 1, 1996

Beginning on the date that work begins on this project, the Contractor shall assume responsibility for normal maintenance of all existing roadways within the limits of the improvement. This normal maintenance shall include all repair work deemed necessary by the Engineer, but shall not include snow removal operations. Traffic control and protection for maintenance of roadways will be provided by the Contractor as required by the Engineer.

If items of work have not been provided in the contract, or otherwise specified for payment, such items, including the accompanying traffic control and protection required by the Engineer will be paid for in accordance with Article 109.04 of the Standard Specifications.

**STATUS OF UTILITIES TO BE ADJUSTED**

Effective: January 30, 1987

Revised: July 1, 1994

Utility companies involved in this project have provided the following estimated dates:

<u>Name of Utility</u>	<u>Type</u>	<u>Location</u>	<u>Estimated Dates for Start and Completion of Relocation or Adjustments</u>
NICOR Ms. Connie Lane 1844 Ferry Road Naperville, IL 60563 (630) 388-3830	Gas	No Conflicts	No Conflicts
ComEd Mr. Joe Stacho 1 N 423 Swift Road Lombard, IL 60148 (630) 437-2212	Electric	No Conflicts	No Conflicts
AT & T Mr. Mike Carney 1000 Commerce Drive Oak Brook, IL 60523 (708) 396-8035	Telephone	Structures To be Adj @Sta 2+75	Completion estimated Prior to March 1, 2011

The above represents the best information available to the Department and is included for the convenience of the bidder. The applicable portions of Articles 105.07 and 107.31 of the Standard Specifications shall apply.

## **SPECIAL PROVISIONS**

### **TRENCH BACKFILL, SPECIAL**

All trench backfill used shall be Crushed Stone, Gradation CA-6. Maximum compaction must be obtained by Method 1 (compaction in lifts no greater than 12") as described in Article 550.07 of the "Standard Specifications for Road and Bridge Construction".

The crushed stone used for trench backfill must be approved on the Project by the Engineer. The use of crushed concrete will not be allowed. Payment for this item will be based on actual in-place measurements taken by the Engineer on the site but in no case will exceed the theoretical volume calculated by using the trench backfill table included in the details shown on the Plans.

Pipe bedding up to a foot above the top of pipe will NOT be included in this item, but shall be included in the cost of the pipe.

Basis of Payment: This item shall be at the Contract unit price per Cubic Yard of TRENCH BACKFILL, SPECIAL.

### **TOPSOIL FURNISH AND PLACE, 4"**

In areas that are designated to be sodded, the existing sod shall be cut and removed; the area shall then be shaped, graded and rototilled. The areas of excavation adjacent to new concrete shall be compacted to the satisfaction of the Engineer. The area to be sodded shall then have a layer of good quality, pulverized topsoil which has been approved by the Engineer prior to placement, spread and fine raked in such a manner as to result in a top dressing of the parkway having an average thickness of four inches (4") of topsoil.

Any excavation and grading of the parkway which is required to give a uniform slope from the limit of sod restoration to the top of the curb shall be included in this item

Unless otherwise directed by the Engineer, the topsoil and sod shall be placed after the installation of the binder or leveling binder and before the installation of the hot-mix asphalt surface course.

The Contractor shall be responsible for removing any weeds prior to the placement of the sod. The method of weed removal must be approved by the Engineer.

Basis of Payment: This item shall be at the Contract unit price per Square Yard of TOPSOIL FURNISH AND PLACE, 4"

## **INLET FILTERS**

This work shall consist of the furnishing, installation, and removal of a drainage structure inlet filter assembly, consisting of a frame and filter bag, to collect sediment in surface stormwater runoff at locations shown on the plans or as directed by the Engineer be in accordance with Section 280 of the Standard Specifications.

The Contractor shall inspect the work site and review the plans to determine the number and dimensions of the various types of drainage structure frames (circular and rectangular) into which the inlet filters will be installed prior to ordering materials.

The drainage structure inlet filter assembly shall be installed under the grate on the lip of the drainage structure frame with the fabric bag hanging down into the drainage structure.

The drainage structure inlet filter assembly shall remain in place until final removal of the assembly is directed by the Engineer. The drainage structure inlet filter assembly shall remain the property of the Contractor. Final removal of the assembly shall include the disposal of debris or silt that has accumulated in the filter bag at the time of final removal.

Cleaning of the filter bags shall be included in this item. The cleanings shall be performed weekly, or as needed to keep the bags from reaching 75% of their storage capacity, for the duration of the use of each drainage structure inlet filter assembly. The Engineer shall be the sole judge of the need for cleaning, based on the rate that debris and silt is collected at each location. Also included shall be the off-site disposal of the material which is removed from the bags.

The drainage structure inlet filter shall be the "Catch-All Inlet Protector", as distributed by Marathon Materials, Inc., 25523 W. Schultz St., Plainfield, IL 60585, (800) 983-9493, or approved equal. A detail drawing in the plans depicts the drainage structure inlet filter assembly.

The drainage structure inlet filter assembly consists of a steel frame with a replaceable geotextile fabric bag attached with a steel band with locking cap that is suspended from the frame. A clean used bag and a used steel frame in good condition meeting the approval of the Engineer may be substituted for new materials.

**Basis of Payment:** The work will be paid for at the Contract unit price per EACH for INLET FILTERS.

## **PORTLAND CEMENT CONCRETE BASE COURSE 6"**

This item pertains to the Portland cement concrete base to be placed beneath the Paving Brick Sidewalk where it abuts any curb, is located within cross-walk areas, or as directed by the Engineer.

Work shall be in accordance with Section 353 of the Standard Specifications except as modified as follows:

The thickness of the base course shall be 6" and it shall be placed on top of a two inch (2") crushed stone cushion.

The surface of the finished concrete base course shall be left 3-1/4" below the top of the curb.

Basis of Payment: This work shall be paid for at the Contract Unit Price per Square Yard for PORTLAND CEMENT CONCRETE BASE COURSE 6".

### **PORTLAND CEMENT CONCRETE BASE COURSE 8"**

This item pertains to the Portland cement concrete base to be placed beneath the Paving Brick Sidewalk where the sidewalk crosses a driveway or as directed by the Engineer.

Work shall be in accordance with Section 353 of the Standard Specifications except as modified as follows:

The thickness of the base course shall be 8" and it shall be placed on top of a two inch (2") crushed stone cushion.

The surface of the finished concrete base course shall be left 3-1/4" below the top of the curb.

Basis of Payment: This work shall be paid for at the Contract Unit Price per Square Yard for PORTLAND CEMENT CONCRETE BASE COURSE 8".

### **PROTECTIVE COAT**

This item includes the placement of protective coat on all exposed concrete surfaces at locations shown on the plans or as directed by the Engineer. Regardless of when the concrete is poured, a protective coat shall be applied to all concrete curb and gutter, driveways, concrete pavement, and sidewalks in accordance with the requirements of Section 421 of the Standard Specifications.

Two successful applications will need to be made prior to payment being made.

Basis of Payment: This item shall be at the Contract unit price per Square Yard of PROTECTIVE COAT.

### **DETECTABLE WARNINGS**

This work includes the installation of a detectable warning surface system in all concrete sidewalk ramps in compliance with the Americans with Disabilities Act, Accessibility Guidelines (ADAAG). Work shall be in accordance with IDOT Standard 424001-05 and Section 424 of the Standard Specifications and the details for this item as shown on the Plans. This item shall consist of installing cast-in-place, hollow

composite paver tiles with embedment flanges in the freshly poured concrete sidewalk ramp. These fiberglass paver tiles shall be "yellow" in color and 24" X 48" in size.

**The composite paver tile used in this project shall be as manufactured by ADA Solutions, Inc. ([www.ADATILE.com](http://www.ADATILE.com)) or approved equal by the Engineer.** The paver tiles shall be installed according to the manufacturer's installation procedures.

Basis of Payment: This item shall be at the Contract unit price per Square Foot for DETECTABLE WARNINGS.

### **DRIVEWAY PAVEMENT REMOVAL**

This item will consist of the removal of existing concrete and bituminous driveway pavements and parkways, concrete driveway pavements which have been overlaid with asphalt, and bituminous driveway pavements with an aggregate base at locations shown on the Plans and in accordance with Section 440 of the "Standard Specifications." The use of drop hammers will not be allowed for breaking these pavements. This item will be used to pay for the removal where HOT-MIX ASPHALT SURFACE COURSE, MIX "C", N50 and PORTLAND CEMENT DRIVEWAY PAVEMENT, 8 INCH are placed.

These driveways will be excavated to the sub-grade of the proposed driveway/ asphalt area as shown on the plans or as directed by the Engineer. The Contractor shall be required to saw cut the driveway pavement full-depth at the limits of removal.

Any additional excavation required to reach the proposed subgrade will be included in the cost of this item.

Basis of Payment: This item shall be paid for at the Contract unit price per Square Yard for DRIVEWAY PAVEMENT REMOVAL.

### **COMBINATION CONCRETE CURB AND GUTTER REMOVAL**

This item shall primarily include the removal of defective combination concrete curb and gutter type B-6.12 (modified) at locations shown on the plans or as directed by the Engineer. All removal shall terminate at existing contraction joints, expansion joints or at saw-cut lines as determined by the Engineer. Any additional excavation at the back of curb that is needed to allow for the framing of the curb and gutter will be considered incidental to this item.

Basis of Payment: This item shall be paid for at the Contract unit price per foot of COMBINATION CONCRETE CURB AND GUTTER REMOVAL.

### **DOMESTIC WATER SERVICE BOXES TO BE ADJUSTED**

This item shall include the adjustment of water service boxes that are located within the limits of proposed curb, sidewalk, driveway pavement, hot-mix asphalt pavement, and grassed parkways.



The Contractor shall protect the existing water service boxes and valve boxes during excavation. Any water service boxes or valve boxes damaged by the Contractor shall be replaced at his expense.

The Contractor shall adjust these water service boxes to their final grade.

Basis of Payment: This item shall be at the Contract unit price per Each for DOMESTIC WATER SERVICE BOXES TO BE ADJUSTED.

### **DOMESTIC WATER SERVICE BOXES**

The existing water service boxes (buffalo boxes) will need to be adjusted as part of the project and if they are in poor condition, they will need to be replaced. Where directed by the Engineer, these service boxes shall be replaced in accordance with the "Standard Specifications.". The Contractor shall carefully excavate around the existing box to expose and remove the box from the top of the round-way. The new box shall then be placed onto the curb stop and the excavation backfilled with the removed material, or CA-6 stone if under or within two feet of a paved surface.

The curb box shall be constructed of cast iron. The base shall be of the Minneapolis Pattern that screws directly to the round-way. The curb box shall be able to telescope sufficiently to allow for adjustment to finished surface grade. The box lid shall have the word "WATER" cast in raised letters into it and a brass center plug for access. The box shall be a Mueller H-10302 or equal compatible with Water Department Standards.

Basis of Payment: This item shall be at the Contract unit price per Each for DOMESTIC WATER SERVICE BOXES.

### **STRUCTURE ADJUSTMENTS**

This work shall be in accordance with Section 602 of the "Standard Specifications."

The Contractor shall take care when setting the structure so as to insure that a nine inch (9") frame and the minimum 2" of grade rings can be placed on top of the uppermost precast section of the structure in order to reach the finished grade.

The Contractor shall place mastic rope between concrete rings and between the rings and frame. The Contractor shall also apply a one-quarter inch (1/4") layer of butyl rubber gasket sealant to the external diameter of the concrete grade adjustment rings.

Structures, which are located in the curb and gutter, shall not be adjusted to final grade until the curb and gutter has been placed to within five feet (5') of each side of the structure. At this time the Contractor may adjust the structure to the proper elevation to achieve drainage of the curb and gutter.

Frames located in the curb and gutter shall be pitched 1-1/2". Frames located in the pavement shall be pitched to match the cross slope of the pavement. The Contractor may use solid pieces of concrete or

brick as shims to pitch the frame. The use of rocks to adjust the frames will not be permitted. The shims must also be placed in a bed of mortar at the time of the adjustment.

Basis of Payment: This item shall be paid for at the Contract unit price per Each for CATCH BASINS TO BE ADJUSTED (SPECIAL), MANHOLES TO BE ADJUSTED (SPECIAL), or VALVE VAULTS TO BE ADJUSTED (SPECIAL).

**FRAMES AND LIDS, TYPE I**

All combined sewer closed lids shall be provided according to Section 604 of the "Standard Specifications" and shall be self-sealing with recessed pick holes. All frames with closed lids to be furnished as part of this contract for construction, adjustment, or reconstruction of any manhole or valve vault shall have cast into the lid one of the following words:

<u>Structure Type</u>	<u>Neenah Foundry* Frame and Lid</u>	<u>Self Sealing</u>	<u>Word Cast Into Lid</u>
Sanitary Manhole	R-1713-B	YES	SANITARY
Combination Manhole	R-1713-B	YES	SANITARY
Storm Manhole	R-1713-B	NO	STORM
Valve Vault	R-1713-B	YES	WATER
Catch Basin	R-2504-D	NO	-----
Inlet	R-2504-D	NO	-----

\* Note: Or engineer approved equal.

Basis of Payment: The frame and lid shall be included in the unit price of any new structure placed as part of the project. In the case of an existing structure that is to be adjusted or reconstructed the frame and lid shall be paid for at the Contract unit price per Each for FRAMES AND LIDS, TYPE 1, CLOSED LID or FRAMES AND LIDS, TYPE 1, OPEN LID.

**CONCRETE CURB, TYPE B**

This work shall include constructing a 4.0' x 12.0' planter box around proposed trees as shown on the plans or as directed by Engineer. The planter boxes will be approximately two feet behind proposed back of curb. The curb head will be 4" tall and 5" wide. The barrier curb shall have a total height (including curb head) of 12" and shall be placed upon a cushion of 2" of compacted crushed stone.

Three smooth, round, epoxy coated, steel #4 dowel bars running the continuous length along each edge of the planter shall be placed at the location indicated on the details. In addition, at each corner where two curbs meet, a steel dowel bar ½" in diameter shall be bent to make a 90 degree angle and each side of the angle shall be one foot in length.

The barrier curb shall be constructed accordance with Section 606 of the Standard Specifications and the details for this item as shown on the Plans.

Basis of Payment: This item shall be at the Contract unit price per Foot of CONCRETE CURB, TYPE B.

### **REMOVAL AND DISPOSAL OF REGULATED SUBSTANCES**

This work shall be according to Article 669 of the Standard Specifications and the following:

Qualifications. The term environmental firm shall mean an environmental firm with at least five (5) documented leaking underground storage tank (LUST) cleanups or that is pre-qualified in hazardous waste by the Department. Documentation includes but not limited to verifying remediation and special waste operations for sites contaminated with gasoline, diesel, or waste oil in accordance with all Federal, State, or local regulatory requirements and shall be provided to the Engineer for approval. The environmental firm selected shall not be a former or current consultant or have any ties with any of the properties contained within and/or adjacent to this construction project.

General. This Special Provision will likely require the Contractor to subcontract for the execution of certain activities.

All contaminated materials shall be managed as non-special waste. This work shall include monitoring and potential sampling, analytical testing, and management of a material contaminated by regulated substances.

A) The Environmental Firm shall continuously monitor for worker protection and the Contractor shall manage any excavated soils within the construction limits of this project as fill. Although the soil concentrations exceed a residential property's Tier 1 soil remediation objective for the ingestion exposure pathway, they can be utilized within the construction limits as fill because the roadway is not considered a residential property. All storm sewer excavated soils can be placed back into the excavated trench as backfill unless trench backfill is specified. If the soils cannot be utilized within the construction limits as fill then they must be managed off-site as a non-special waste. The following areas can be managed within the construction limits as fill.

1. Station 7+15 to Station 8+70 0 to 50 feet RT (GDVD, Apartments, and Vacant Lot, Site 2170-5, 8645 West Grand Avenue and 2685 Julian Terrace, River Grove) – non-special waste.  
Contaminants of concern sampling parameters: Manganese.

### **TRAFFIC CONTROL PLAN**

Effective: September 30, 1985

Revised: January 1, 2007

Traffic Control shall be according to the applicable sections of the Standard Specifications, the Supplemental

Specifications, the "Illinois Manual on Uniform Traffic Control Devices for Streets and Highways", any special details and Highway Standards contained in the plans, and the Special Provisions contained herein.

Special attention is called to Article 107.09 of the Standard Specifications and the following Highway Standards, Details, Quality Standard for Work Zone Traffic Control Devices, Recurring Special Provisions and Special Provisions contained herein, relating to traffic control.

The Contractor shall contact the District One Bureau of Traffic at least 72 hours in advance of beginning work.

STANDARDS:

*701606-07, 701801-04, 701901-01*

SPECIAL PROVISIONS:

*Special Provisions for Construction Zone Traffic Control (LRS 9)  
Maintenance of Roadways, Flaggers in Work Zone*

DETAILS:

*Traffic Control and Protection for Side Roads, Intersections, and Driveways (TC-10)  
District One Typical Pavement Markings (TC-13), and TC-22 Arterial Road Signs*

**STORM SEWERS, CLASS B, TYPE 2 8"**

This item shall include the storm sewer that connects drainage structures located in the curb and gutter to the existing or proposed storm sewer system. In those locations indicated on the Plans, polyvinyl chloride (PVC) sewer pipe of the size indicated shall be installed. The pipe shall have a minimum standard dimension ratio (SDR) of 26 and shall conform to ASTM designation D-2241 (water quality pipe). The joints shall be rubber gasket and conform to ASTM designations D-3139 and F-477. Pipe installation shall be in accordance with Section 31 of the "Standard Specifications for Water and Sewer Main Construction in Illinois" and in accordance with the "Standard Specifications."

The pipe bedding and backfill to twelve inches (12") above the top of pipe will be included in this item.

Basis of Payment: This item shall be paid for at the Contract unit price per Foot for STORM SEWERS, CLASS B, TYPE 2 8".

**STORM SEWERS, CLASS B, TYPE 2 10"**

This item shall include the storm sewer that connects drainage structures located in the curb and gutter to the existing or proposed storm sewer system. In those locations indicated on the Plans, polyvinyl

chloride (PVC) sewer pipe of the size indicated shall be installed. The pipe shall have a minimum standard dimension ratio (SDR) of 26 and shall conform to ASTM designation D-2241 (water quality pipe). The joints shall be rubber gasket and conform to ASTM designations D-3139 and F-477. Pipe installation shall be in accordance with Section 31 of the "Standard Specifications for Water and Sewer Main Construction in Illinois" and in accordance with the "Standard Specifications."

The pipe bedding and backfill to twelve inches (12") above the top of pipe will be included in this item.

Basis of Payment: This item shall be paid for at the Contract unit price per Foot for STORM SEWERS, CLASS B, TYPE 2 10".

### **PAVING BRICK SIDEWALK**

This work shall be in accordance with Section 1041 of the Standard Specifications for Clay Paving Bricks and the details shown on the plan. A decorative paving brick sidewalk shall be installed at the locations shown on the plans or as directed by the Engineer. The contractor shall submit shop drawings for review and approval by the Engineer. The Engineer shall specify the brick color after coordinating the color selection with the Village.

The brick pavers shall be:

- Pine Hall Old Tavern or Engineer approved equal
- 4" x 8" x 2 1/4"
- According to ASTM C902

The dimensional tolerances for the dimensions should be 1/16" and the cold water absorption shall be not greater than 6%. The Contractor shall ensure that the manufacturer conduct a test sampling of 24 pavers for every 50,000 pavers manufactured to determine the paver's compliance with dimensional and water absorption characteristics.

A filter fabric shall be installed on the Portland Cement Concrete Base Course or Aggregate Base Course prior to the placement of the sand cushion which shall extend up along the back of curb to the elevation of the top of the brick sidewalk. The filter fabric shall be non-woven. Sand shall be spread over the filter fabric with a 1" thickness and leveled to required slope and grade. The bed shall not be compacted until pavers are installed. Pavers with chips, cracks or other aesthetic defects shall not be used. Pavers shall be set true to line and grade and be tightly butted. Joints between pavers shall not exceed 1/8". The pavers shall be compacted by a mechanical vibratory compactor on the surface until pavers are uniformly level, true to grade, and immobilized. Where required, pavers shall be cut with a masonry or concrete saw. Edges shall be plumb and straight. Scoring and breaking will not be acceptable. Joints between pavers shall be filled by sweeping sharp sand into the joints. When joints are filled, paver surfaces shall be swept clean of sand.

The aggregate base or the concrete base shall be paid for under their respective items.

The brick paving contractor shall provide evidence that his firm has specific experience meeting the

following criteria:

1. Experience installing pavers using a sand bedding method with a minimum of 20,000 square feet per year for the past three (3) years.
2. The same experienced supervisory personnel will be made available for this project.

The brick paving contractor shall submit a list of complete projects setting forth description, area, location and references with addresses and phone numbers.

Basis of Payment: This work will be paid for at the contract unit price per Square Yard for PAVING BRICK SIDEWALK.

### **GEOTECHNICAL FABRIC, SPECIAL**

Work shall be in accordance with Section 210 of the Standard Specifications.

This item will be used under the stone cushion for the items PORTLAND CEMENT CONCRETE BASE COURSE 4", PORTLAND CEMENT CONCRETE BASE COURSE 8", and AGGREGATE BASE COURSE, TYPE B 4".

Basis of Payment: This work shall be paid for at the Contract Unit Price per Square Yard for GEOTECHNICAL FABRIC, SPECIAL.

### **STONE BEDDING MATERIAL**

Work shall be in accordance with the applicable sections of the Standard Specifications.

This item will be used as a 2" stone cushion for the items: COMBINATION CONCRETE CURB AND GUTTER, TYPE B-6.12, CONCRETE CURB, TYPE B, PORTLAND CEMENT CONCRETE SIDEWALK 5 INCH, and PORTLAND CEMENT CONCRETE DRIVEWAY, 8 INCH.

Basis of Payment: This work shall be paid for at the Contract Unit Price per Ton for STONE BEDDING MATERIAL.

### **TOP SOIL PLACEMENT**

This item pertains to the furnishing and placing of topsoil in the new planters installed as part of the project. Top soil of an average depth of 18" shall be placed within the planters.

Work under this item shall be performed in accordance with Section 211 of the Standard Specifications except as herein modified.

The Contractor is to provide the Engineer: the location(s) and name(s) of topsoil sources from which supplemental topsoil is to be obtained for the project, approximate quantities obtained at each site, depth at which soil was taken and indicate whether crops had grown on site(s).

The topsoil shall be a sandy loam mineral soil, uniform in color and texture; corresponding to native soils; containing no grass roots, sod, weeds, rocks, stiff clay, clods, or any other substance undesirable to plant growth. The soil shall be loose, friable, and of good tilth. The pH shall range between 5.5 to 7.0.

- a. Nutrient data as follows. All soil sampling and testing shall comply with procedures in the USDA Ag. Handbook 60: Diagnosis and Improvement of Silane and Alkali Soils.

Phosphorus	Min. 75 lbs./ac.
Potassium	Min. 300 lbs./ac.
Calcium	Min. 1,500 ppm
Cation Exchange Capacity	Min. 20 meq/100g
Soluble Salt	Max. 1,000 ppm

- b. Organic content shall not be less than 3 percent and not greater than 5 percent determined by loss of ignition.

- c. Gradation:

<u>Sieve Designation</u>	<u>Percent Passing</u>
No. 4 (4.76 mm)	100
No. 10 (2.00 mm)	95 - 100
No. 18 (1.00 mm)	90 - 100
No. 35 (500 micron)	65 - 100
No. 60 (250 micron)	0 - 50
No. 140 (105 micron)	0 - 20
No. 270 (53 micron)	0 - 10

- d. Textural Grades:

Fine gravel, coarse sand, medium sand	20 - 40 %
Silt	25 - 60 %
Clay	5 - 20 %

Clay content shall be determined by Bouyoucos hydrometer Test.

2. Coarse sand shall be clean coarse sand between .6 mm and 2.0 mm size. Sand is to be free of sediments and debris.
3. Pine fines shall be 3/8" southern pine bark fines as available from Midwest Trading (847) 742-1840.
4. Planter backfill mix percentages:
  - 70 % Topsoil
  - 15% Coarse sand
  - 15% Pine fines

Basis of Payment: This work will be paid for at the contract unit price per cubic yard for TOP SOIL PLACEMENT.

**SIDEWALK REMOVAL (SPECIAL)**

This item includes the removal of sidewalk at locations shown on the Plans and as directed by the Engineer in accordance with Section 440 of the "Standard Specifications." The Engineer will mark the limits of removal. The sidewalk shall be saw-cut full-depth and any areas outside the limits of removal which are damaged shall be replaced by the Contractor at his own expense.

The removal of concrete, brick, block, aggregate, flagstone, and bituminous sidewalks will be included in this item. These sidewalks shall be excavated to the subgrade of the proposed five inch (5") concrete sidewalk, including the two inch (2") crushed stone cushion or the proposed paving brick sidewalk, including the associated base. Any additional excavation required to reach the proposed subgrade will be included in the cost of this item.

Basis of Payment: This item shall be paid for at the Contract unit price per Square Foot of SIDEWALK REMOVAL (SPECIAL).

**CATCH BASINS, TYPE A, 4'-DIAMETER, TYPE 1 FRAME, OPEN LID, SPECIAL**

This item consists of the placement of a catch basin, four feet (4') in diameter. This item shall consist of furnishing all work and materials, including the necessary cast iron frames and grates necessary to construct a storm sewer manhole in accordance with Section 602 of the "Standard Specifications". All precast manholes shall conform with ASTM 478 and also to design dimensions. Cones and sections shall be free from fractures and surface roughness, and free from gravel pockets. Construction of this item shall also be according to the details shown on the plans and conforming to the lines, grades, and dimensions shown on the construction plans.

The Contractor will be responsible for ensuring that the pipe openings are formed in the correct locations so that additional cutting of the precast structure is not necessary. A minimum of 2" and a maximum of 6" of adjustment rings will be required.

A resilient connector will be required at each opening of the proposed structures.

Butyl rubber gasket compound used to seal the various structure joints shall be as manufactured by Press-Seal Gasket Corporation, of Fort Wayne, Indiana or approved equal.

Flat tops (IDOT Standard 602601) may be used in lieu of the tapered tops.

All trench backfill used to fill around the new structure will be included in the cost of this item.

Any pipe, up to four feet (4') in length per each pipe, used to connect existing pipes to the structure to be



installed shall be included in the cost of the structure to be installed.

Basis of Payment: This item will be paid for at the Contract unit price per Each for CATCH BASINS, TYPE A, 4'-DIAMETER, TYPE 1 FRAME, OPEN LID, SPECIAL.

### **STRUCTURES TO BE RECONSTRUCTED**

This item shall consist of the reconstruction of existing catch basins, manholes or valve vaults at locations shown on the plans or as directed by the Engineer. The reconstruction shall be in accordance with Section 602 of the "Standard Specifications and shall not disturb the existing bench but shall be concentrated upon the reconstruction of all defective barrel, cone, and adjustment sections. The Engineer shall mark the depth to which the structure shall be reconstructed prior to the beginning of the work on the structure. The pavement disturbed by the structure reconstruction, in the areas where grinding and resurfacing is called for, will be replaced with concrete base course to the grade of the adjacent level binder.

Only precast concrete barrel, cone, flattop, and adjustment ring sections shall be used to replace defective sections of the structure. It shall be the Contractor's responsibility to determine the size of the existing structure. No additional payment shall be made for the various sizes of structures encountered. Any manholes, catch basins, or valve vaults that are reconstructed shall have all debris removed from the bench regardless of whether it resulted from the construction project. All precast cone sections will have a flat surface on the bottom edge that rests on the remaining portion of the existing structure. **A resilient connector will be required at any openings cast into the proposed cone section of the structures.**

Any pipe, up to four feet (4') in length per each pipe, used to connect existing pipes to the structure to be installed shall be included in the cost of the structure to be installed.

All trench backfill used to fill around the new structure will be included in the cost of this item.

Basis of Payment: This item shall be paid for at the Contract unit price per Each for CATCH BASINS TO BE RECONSTRUCTED (SPECIAL) or MANHOLES TO BE RECONSTRUCTED (SPECIAL).

### **INLETS, TYPE A, TYPE 1 FRAME, OPEN LID, SPECIAL**

An inlet shall be installed at the locations shown on the Plans and in accordance with Section 602 of the "Standard Specifications" and the details shown on the Plans. The Contractor will be responsible for ensuring that the pipe openings are formed in the correct locations so that additional cutting of the precast structure is not necessary. A minimum of 2" and a maximum of 6" of adjustment rings will be required.

A resilient connector will be required at each opening of the proposed structures.

Butyl rubber gasket compound used to seal the various structure joints shall be as manufactured by Press-Seal Gasket Corporation, of Fort Wayne, Indiana or approved equal.

All trench backfill used to fill around the new structure will be included in the cost of this item.

Any pipe, up to four feet (4') in length per each pipe, used to connect existing pipes to the structure to be installed shall be included in the cost of the structure to be installed.

Basis of Payment: This item will be paid for at the Contract unit price per Each for INLETS, TYPE A, TYPE 1 FRAME, OPEN LID, SPECIAL.

**CATCH BASINS, TYPE C, TYPE 1 FRAME, OPEN LID, SPECIAL**

This item consists of the placement of a Type C catch basin. This item shall consist of furnishing all work and materials, including the necessary cast iron frames and grates necessary to construct a storm sewer manhole in accordance with Section 602 of the "Standard Specifications". All precast manholes shall conform with ASTM 478 and also to design dimensions. Cones and sections shall be free from fractures and surface roughness, and free from gravel pockets. Construction of this item shall also be according to the details shown on the plans and conforming to the lines, grades, and dimensions shown on the construction plans.

The Contractor will be responsible for ensuring that the pipe openings are formed in the correct locations so that additional cutting of the precast structure is not necessary. A minimum of 2" and a maximum of 6" of adjustment rings will be required.

A resilient connector will be required at each opening of the proposed structures.

Butyl rubber gasket compound used to seal the various structure joints shall be as manufactured by Press-Seal Gasket Corporation, of Fort Wayne, Indiana or approved equal.

All trench backfill used to fill around the new structure will be included in the cost of this item.

Any pipe, up to four feet (4') in length per each pipe, used to connect existing pipes to the structure to be installed shall be included in the cost of the structure to be installed.

Basis of Payment: This item will be paid for at the Contract unit price per Each for CATCH BASINS, TYPE C, TYPE 1 FRAME, OPEN LID, SPECIAL.

**COMBINATION CONCRETE CURB AND GUTTER, TYPE B-6.12 (SPECIAL)**

The construction of the combination concrete curb and gutter shall be in accordance with Section 606 of the Standard Specifications and the details for this item as shown on the Plans. The proposed gutter flag shall have a minimum thickness of ten inches (10") and shall be placed on a 2" stone cushion. The height of the curb head shall vary with the grades shown on the Plans or as directed by the Engineer.

If the Contractor fails to properly cut the joints in the specified time period and the curb cracks, the entire curb section will be replaced from the nearest adjacent tooled joint.

The void between the existing base and the new gutter will be filled with a minimum thickness of eight inches (8") of concrete. This concrete wedge will be placed after the curb and gutter has been poured and the framing has been removed. The final placement of the wedge shall be one and a quarter inches (1 ¼") below the finished curb and gutter. The placement of the concrete wedge and removal of existing pavement will be included in the cost of this item.

After removal of the "back of curb" form, the excavated area behind the curb designated for sodding shall be immediately backfilled with select non-organic earth backfill in preparation for the placement of the topsoil. **All areas where concrete or asphalt pavement is to be constructed shall be backfilled with crushed stone, gradation CA-7 and properly compacted.** This stone must be compacted prior to framing the proposed sidewalk or driveway. The placement of the required backfill material shall be considered included in the cost of the placement of the curb and gutter.

**ONE INCH (1") THICK WOODEN FORMS SHALL BE USED TO FORM ALL RADIUS SECTIONS OF CURB AND GUTTER. MASONITE AND STEEL FORMS WILL NOT BE ALLOWED.**

Basis of Payment: This item shall be paid for at the Contract unit price per foot of COMBINATION CONCRETE CURB AND GUTTER, TYPE B-6.12 (SPECIAL).

#### **HANDHOLE TO BE ADJUSTED**

Work shall be according to Section 814, except the work shall consist of rebuilding and bringing to grade a handhole.

Revise Article 814.03 to include the following:

- 1) The work shall include removing the handhole frame and cover and the walls of the handhole to a depth of eight (8) inches below finished grade.
- 2) Four (4) holes, four (4) inches in depth and one half (1/2) inch in diameter, shall be drilled into the remaining concrete; one hole centered on each of the four handhole walls. Four (4) No. 3 steel dowels, eight (8) inches in length, shall be furnished and shall be inserted into the drilled holes with masonry epoxy.
- 3) All concrete debris shall be removed and disposed of by the Contractor.
- 4) Areas adjacent to each side of the handhole shall be excavated to allow for forming.
- 5) The existing frame and cover shall be replaced if it was damaged during removal or a determined by the Engineer.

Basis of Payment: This item shall be paid for at the Contract unit price per Each for HANDHOLE TO BE ADJUSTED.

### **DRAINAGE STRUCTURE TO BE REMOVED**

This item shall consist of the removal of drainage structures at locations shown on the plans or as directed by the Engineer. It shall also be the responsibility of the contractor to seal all pipes at both ends that connect to other structures with brick and mortar. The void left by the removal of the structure will be filled with trench backfill and compacted.

Basis of Payment: This item shall be paid for at the Contract unit price per Each for STRUCTURE TO BE REMOVED.

### **EXPLORATORY EXCAVATION**

This work shall be in accordance to Section 213 of the Standard Specifications for Road and Bridge Construction except that this item will be used to pay for exposing or determining the presence of any existing utility and constructing a trench for the purpose of locating existing utilities within the limits of the proposed improvement. The exploration trench shall be constructed at locations shown on the plans or as directed by the Engineer.

Basis of Payment: The work will be paid for at the Contract unit price per Cubic Yard for EXPLORATORY EXCAVATION.

### **STORM SEWER CONNECTION, SPECIAL**

This item shall consist of core-drilling existing structures and the installation of watertight flexible rubber connectors. This item shall be used where proposed sewer is to be installed and connected to an existing structure.

All pipe connections to existing structures shall be made by core-drilling the wall of the existing structure and inserting an expandable, flexible rubber connector into the wall of the existing structure. The connector shall be a PSX Direct Drive Connector as manufactured by Press Seal Gasket Corporation or approved equal. The connector shall conform to ASTM C-443 & C-923 and include a stainless steel band.

The existing structure shall be core drilled with a mechanical powered rotary core drill. The hole shall be watertight with the connector. The use of mortar, brick, or rock shall not be permitted to fill in voids.

This item shall be installed in accordance with the M.W.R.D.G.C. General Notes listed in the plans and in accordance with the "Standard Specifications."

Basis of Payment: This item shall be at the Contract unit price per Each for STORM SEWER CONNECTION, SPECIAL.

### **10" x 4" CATCH BASIN TRAP AND RESTRICTOR**

This item includes the installation of catch basin traps and restrictors in catch basins located proposed for the curb line on Grand Avenue as shown on the Plans or as directed by the Engineer. The new trap and restrictor shall be a 10" x 4" tee with a ten inch (10") plug.

This item shall be installed in accordance with the "Standard Specifications."

Basis of Payment: This item shall be paid for at the Contract unit price per Each for 10" x 4" CATCH BASIN TRAP AND RESTRICTOR.

### **PLANTER RAILING**

This item will include furnishing and placing of a planter railing on the barrier curb constructed around the perimeter of the planter box at locations shown on the Plans. The box planter will be located within the concrete sidewalk. The planter box shall be four feet wide by twelve feet long (4.00' X 12.00'). The planter railing will be anchored to the proposed barrier curb around the perimeter of the planter box via a 2"x2" plate on the bottom of the posts for the railing. The plate will be attached to the curb through the tapping of a hole and anchoring of the plate to the curb. The railing shall be as detailed in the Plans and in accordance with the Standard Specifications. The railing (complete assembly) shall be steel and finished with a black powder coating.

The planter railing shall be a three rail picket fence consisting of one row of rings and a total of eighteen inches (18") in height. The rails shall be 1 3/8" x 1 1/2" u-channel. The top rail shall be located 18" above the top of curb, the second rail shall be spaced, 3 7/8" lower than the top rail, and the bottom rail 6" above the top of curb. The rails shall be connected to 2" square posts. The 3" diameter rings shall be located between the pickets and between the top two rails. The 3/4" square pickets shall be spaced every four inches (4") and shall extend from 2" above the top of curb to the rail's bottom.

The base plate shall be anchored to the barrier curb with 1/2" diameter stainless steel anchor. Epoxy and grout with Epcon A-7.

Basis of Payment: This item shall be paid for at the Contract unit price per Foot for PLANTER RAILING.

## STREET LIGHTING SPECIAL PROVISIONS

### EXISTING LIGHT POLE FOUNDATION ADJUSTMENT

Work shall be according to Section 836, except the work shall consist of rebuilding and bringing a concrete light pole foundation to grade.

Revise Article 836.03 to include the following:

- 1) The removal of the existing light pole, mast arm and luminaire and transporting them off site and stored by the Contractor until which time the foundations have been adjusted. The cost of transporting and storing the poles, mast arms and luminaires to and from the site and repair of any damage to the poles, mast arms and luminaires will be include in the cost of this item.
- 2) The existing concrete foundation shall be removed to a depth of six inches below the proposed grade of the sidewalk adjacent to the foundation.
- 3) All concrete and other debris shall be removed and disposed of by the Contractor.
- 4) Four (4) holes, six (6) inches in depth and one half (1/2) inch in diameter, shall be drilled into the remaining concrete. Four (4) No. 5 steel dowels, eight (8) inches in length, shall be furnished and shall be inserted into the drilled holes with masonry epoxy.
- 5) Areas adjacent to the foundation shall be excavated to allow forming.
- 6) A form extending a minimum of nine inches (9") (but no greater than two feet (2')) below the top of the foundation is required.
- 7) The Contractor is to provide four coupling nuts to attach to the existing a set of four anchor bolts and (4) ASTM A-576 steel anchor bolt extensions, of the appropriate length, with galvanized nuts including lock washers and flat washers shall be connected to the existing anchor bolts.
- 8) Anchor bolts shall be properly aligned and shall be wired to the dowel bars.
- 9) The concrete shall be Class SI, complying with Section 1020 of the Standard Specifications. The foundation shall be cast-in-place and allowed to cure for fourteen days.
- 10) The top of the foundation shall be constructed level so that no shims or other leveling devices will be needed. The exposed portion of the foundation shall be chamfered and finished with a steel trowel.
- 11) The existing pole, mast arm and luminaire including all necessary wiring work will be reinstalled on the adjusted foundation.

Basis of Payment: This work shall be paid for at the contract unit price per each for EXISTING LIGHT POLE FOUNDATION ADJUSTMENT.

**ELECTRICAL CONNECTION TO EXISTING LIGHTING SYSTEM**

This item shall involve the connection of the new unit duct to the existing lighting system at the light poles located at Oak Street and at Hessing Street.

The existing light pole foundations contain an extra empty raceway to which the new unit duct is to be installed. The unit duct and wires shall extend within the raceway into the base of the pole where they will be spliced into the existing circuit within the pole.

Basis of Payment: This work shall be paid for at the contract unit price per each for ELECTRICAL CONNECTION TO EXISTING LIGHTING SYSTEM.

**DECORATIVE LIGHT POLE, ALUMINUM, 12 ' MOUNTING HEIGHT**

Work shall be in accordance with Section 830 insofar as applicable, modified herein and as detailed on the Plans.

The light pole shall be in accordance with Section 1069 insofar as much as applicable and as specified herein and as detailed on the Plans. The Village completed work on a previous phase on Grand Avenue in 2008 and the same style of aluminum pole is to be used on this phase and the Village wishes to have only one pole to stock. As a result the light pole to be utilized on this project shall be as manufactured by Hadco Lighting P4400 Series Catalog No. P4420-12A with 15A/120V GFCI Duplex Receptacle, UL Listed with watertight in-use metallic cover plate, painted black, cover to conform to NEC 406.8B.2a. The light pole shall be as manufactured by or equal of the type listed herein:

The light pole (complete assembly) shall have a black powder coated finish.

The poles shall be UL classified.

Basis of Payment: This item shall be paid for at the Contract unit price per Each for DECORATIVE LIGHT POLE, ALUMINUM, 12' MOUNTING HEIGHT, which price shall include all labor, material, and equipment necessary to furnish and install the light pole in accordance with the Specifications.

**DECORATIVE ACORN STYLE LUMINAIRE, SODIUM VAPOR, TENON MOUNT, 70 WATT**

Work shall be in accordance with Section 821 insofar as applicable, modified herein and as detailed on the Plans.

The luminaire shall be in accordance with Section 1067 insofar as much as applicable and as specified herein and as detailed on the Plans. The Village completed work on a previous phase on Grand Avenue

in 2008 and the same style of luminaire is to be used on this phase and the Village wishes to have only one luminaire to stock. As a result the luminaire to be utilized on this project shall be as manufactured by Hadco Lighting Catalog No. R54CCBG2ATNG70SE.

The luminaire shall be provided with a Bussman, HEY-AW fuse holder or approved equal and shall have a black finish.

Basis of Payment: This item shall be paid for at the Contract unit price per Each for DECORATIVE ACORN STYLE LUMINAIRE, SODIUM VAPOR, TENON MOUNT, 70 WATT, which price shall include all labor, material, and equipment necessary to furnish and install the luminaire in accordance with the Specifications.

### **Maintenance of Lighting Systems**

Effective: January 1, 2007

Replace Article 801.11 and 801.12 of the Standard Specifications with the following:

Effective the date the Contractor's activities (electrical or otherwise) at the job site begin, the Contractor shall be responsible for the proper operation and maintenance of all existing and proposed lighting systems which are part of, or which may be affected by the work until final acceptance or as otherwise determined by the Engineer.

Before performing any excavation, removal, or installation work (electrical or otherwise) at the site, the Contractor shall initiate a request for a maintenance transfer and preconstruction inspection, as specified elsewhere herein, to be held in the presence of the Engineer and a representative of the party or parties responsible for maintenance of any lighting systems which may be affected by the work. The request for the maintenance preconstruction inspection shall be made no less than seven (7) calendar days prior to the desired inspection date.

Existing lighting systems, when depicted on the plans, are intended only to indicate the general equipment installation of the systems involved and shall not be construed as an exact representation of the field conditions. It remains the Contractor's responsibility to visit the site to confirm and ascertain the exact condition of the electrical equipment and systems to be maintained.

### **Maintenance of Existing Lighting Systems**

**Existing lighting systems.** Existing lighting systems shall be defined as any lighting system or part of a lighting system in service prior to this contract. The contract drawings indicate the general extent of any existing lighting, but whether indicated or not, it remains the Contractor's responsibility to ascertain the extent of effort required for compliance with these specifications and failure to do so will not be justification for extra payment or reduced responsibilities.



### **Extent of Maintenance.**

**Partial Maintenance.** Unless otherwise indicated, if the number of circuits affected by the contract is equal to or less than 40% of the total number of circuits in a given controller and the controller is not part of the contract work, the Contractor needs only to maintain the affected circuits. The affected circuits shall be isolated by means of in-line waterproof fuse holders as specified elsewhere and as approved by the Engineer.

**Full Maintenance.** If the number of circuits affected by the contract is greater than 40% of the total number of circuits in a given controller, or if the controller is modified in any way under the contract work, the Contractor shall maintain the entire controller and all associated circuits.

### Maintenance of Proposed Lighting Systems

**Proposed Lighting Systems.** Proposed lighting systems shall be defined as any lighting system or part of a lighting system which is to be constructed under this contract.

The Contractor shall be fully responsible for maintenance of all items installed under this contract. Maintenance shall include, but not be limited to, any equipment failures or malfunctions as well as equipment damage either by the motoring public, Contractor operations, or other means. The potential cost of replacing or repairing any malfunctioning or damaged equipment shall be included in the bid price of this item and will not be paid for separately.

### Lighting System Maintenance Operations

The Contractor's responsibility shall include all applicable responsibilities of the Electrical Maintenance Contract, State of Illinois, Department of Transportation, Division of Highways, District One. These responsibilities shall include the maintenance of lighting units (including sign lighting), cable runs and lighting controls. In the case of a pole knockdown or sign light damage caused by normal vehicular traffic, the Contractor shall promptly clear the lighting unit and circuit discontinuity and restore the system to service.

Responsibilities shall also include weekly night-time patrol of the lighting system, with patrol reports filed immediately with the Engineer and with deficiencies corrected within 24 hours of the patrol. Patrol reports shall be presented on standard forms as designated by the Engineer. Uncorrected deficiencies may be designated by the Engineer as necessitating emergency repairs as described elsewhere herein.

The following chart lists the maximum response, service restoration, and permanent repair time the Contractor will be allowed to perform corrective action on specific lighting system equipment.

INCIDENT OR PROBLEM	SERVICE RESPONSE TIME	SERVICE RESTORATION TIME	PERMANENT REPAIR TIME
Control cabinet out	1 hour	4 hours	7 Calendar Days
Hanging mast arm	1 hour to clear	Na	7 Calendar Days
Radio Problem	1 hour	4 hours	7 Calendar Days
Motorist caused damage or leaning light pole 10 degrees or more	1 hour to clear	4 hours	7 Calendar Days
Circuit out – Needs to reset breaker	1 hour	4 hours	Na
Circuit out – Cable trouble	1 hour	24 hours	21 Calendar Days
Outage of 3 or more successive lights	1 hour	4 hours	Na
Outage of 75% of lights on one tower	1 hour	4 hours	Na
Outage of light nearest RR crossing approach, islands and gores	1 hour	4 hours	Na
Outage (single or multiple) found on night outage survey or reported to EMC	Na	Na	7 Calendar Days
Navigation light outage	Na	Na	24 hours

- **Service Response Time** -- amount of time from the initial notification to the Contractor until a patrolman physically arrives at the location.
- **Service Restoration Time** – amount of time from the initial notification to the Contractor until the time the system is fully operational again (In cases of motorist caused damage the undamaged portions of the system are operational.)
- **Permanent Repair Time** – amount of time from initial notification to the Contractor until the time permanent repairs are made if the Contractor was required to make temporary repairs to meet the service restoration requirement.

Failure to provide this service will result in liquidated damages of \$500 per day per occurrence. In addition, the Department reserves the right to assign any work not completed within this timeframe to the Electrical Maintenance Contractor. All costs associated to repair this uncompleted work shall be the responsibility of the Contractor. Failure to pay these costs to the Electrical Maintenance Contractor within one month after the incident will result in additional liquidated damages of \$500 per month per occurrence. Unpaid bills will be deducted from the cost of the Contract. Repeated failures and/or a gross failure of maintenance shall result in the State's Electrical Maintenance Contractor being directed to

correct all deficiencies and the resulting costs deducted from any monies owed the contractor.

Damage caused by the Contractor's operations shall be repaired at no additional cost to the Contract.

### Operation of Lighting

The lighting shall be operational every night, dusk to dawn. Duplicate lighting systems (such as temporary lighting and proposed new lighting) shall not be operated simultaneously. Lighting systems shall not be kept in operation during long daytime periods. The contractor shall demonstrate to the

satisfaction of the Engineer that the lighting system is fully operational prior to submitting a pay request. Failure to do so will be grounds for denying the pay request.

Basis of Payment. Maintenance of lighting systems shall be paid for at the contract unit price per calendar month or fraction thereof for **MAINTENANCE OF LIGHTING SYSTEM.**

### General Electrical Requirements

Effective: January 1, 2007

Add the following to Article 801 of the Standard Specifications:

“Maintenance transfer and Preconstruction Inspection:

Before performing any excavation, removal, or installation work (electrical or otherwise) at the site, the Contractor shall request a maintenance transfer and preconstruction site inspection, to be held in the presence of the Engineer and a representative of the party or parties responsible for maintenance of any lighting and/or traffic control systems which may be affected by the work. The request for the maintenance transfer and preconstruction inspection shall be made no less than seven (7) calendar days prior to the desired inspection date. The maintenance transfer and preconstruction inspection shall:

1. Establish the procedures for formal transfer of maintenance responsibility required for the construction period.
2. Establish the approximate location and operating condition of lighting and/or traffic control systems which may be affected by the work

Marking of Existing Cable Systems. The party responsible for maintenance of any existing lighting and/or traffic control systems at the project site will, at the Contractor's request, mark and/or stake, once per location, all underground cable routes owned or maintained by the State. A project may involve multiple "locations" where separated electrical systems are involved (i.e. different controllers). The markings shall be taken to have a horizontal tolerance of at least 304.8 mm (one (1) foot) to either side.. The request for the cable locations and marking shall be made at the same time the request for the maintenance transfer and preconstruction inspection is made. The Contractor shall exercise extreme caution where existing buried cable runs are involved. The markings of existing systems are made

strictly for assistance to the Contractor and this does not relieve the Contractor of responsibility for the repair or replacement of any cable run damaged in the course of his work, as specified elsewhere herein. Note that the contractor shall be entitled to only one request for location marking of existing systems and that multiple requests may only be honored at the contractor's expense. No locates will be made after maintenance is transferred, unless it is at the contractor's expense.

Condition of Existing Systems. The Contractor shall conduct an inventory of all existing electrical system equipment within the project limits, which may be affected by the work, making note of any parts which are found broken or missing, defective or malfunctioning. Megger and load readings shall be taken for all existing circuits which will remain in place or be modified. If a circuit is to be taken out in its entirety, then readings do not have to be taken. The inventory and test data shall be reviewed with and approved by the Engineer and a record of the inventory shall be submitted to the Engineer for the record. Without such a record, all systems transferred to the Contractor for maintenance during construction shall be returned at the end of construction in complete, fully operating condition.”

Delete Articles 801.11 and 801.12 of the Standard Specifications.

Revise the 6th paragraph of Article 801.05(a) of the Standard Specifications to read:

“Resubmittals. All submitted items reviewed and marked ‘APPROVED AS NOTED’, or ‘DISAPPROVED’ are to be resubmitted in their entirety with a disposition of previous comments to verify contract compliance at no additional cost to the state unless otherwise indicated within the submittal comments.”

Revise Article 801.11(a) of the Standard Specifications to read:

“Lighting Operation and Maintenance Responsibility. The scope of work shall include the assumption of responsibility for the continuing operation and maintenance the of existing, proposed, temporary, sign and navigation lighting, or other lighting systems and all appurtenances affected by the work as specified elsewhere herein.”

Add the following to Section 801.11(a) of the Standard Specifications:

Energy and Demand Charges. The payment of basic energy and demand charges by the electric utility for existing lighting which remains in service will continue as a responsibility of the Owner, unless otherwise indicated. Unless otherwise indicated or required by the Engineer duplicate lighting systems (such as temporary lighting and proposed new lighting) shall not be operated simultaneously at the Owner's expense and lighting systems shall not be kept in operation during long daytime periods at the Owner's expense. Upon written authorization from the Engineer to place a proposed new lighting system in service, whether the system has passed final acceptance or not, (such as to allow temporary lighting to be removed), the Owner will accept responsibility for energy and demand charges for such lighting, effective the date of authorization. All other energy and demand payments to the utility shall be the responsibility of the Contractor until final acceptance.”

Add the following to Section 801 of the Standard Specifications:

“Lighting Cable Identification. Each wire installed shall be identified with its complete circuit number at each termination, splice, junction box or other location where the wire is accessible.”

“Lighting Cable Fuse Installation. Standard fuse holders shall be used on non-frangible (non-breakaway) light pole installations and quick-disconnect fuse holders shall be used on frangible (breakaway) light pole installations. Wires shall be carefully stripped only as far as needed for connection to the device. Over-stripping shall be avoided. An oxide inhibiting lubricant shall be applied to the wire for minimum connection resistance before the terminals are crimped-on. Crimping shall be performed in accordance with the fuse holder manufacturer's recommendations. The exposed metal connecting portion of the assembly shall be taped with two half-lapped wraps of electrical tape and then covered by the specified insulating boot. The fuse holder shall be installed such that the fuse side is connected to the pole wire (load side) and the receptacle side of the holder is connected to the line side.”

Revise the 2nd and 3rd sentences of the second paragraph of Article 801.02 of the Standard Specifications to read:

“Unless otherwise indicated, materials and equipment shall bear the UL label, or an approved equivalent, whenever such labeling is available for the type of material or equipment being furnished.”

### **Wire and Cable**

Effective: January 1, 2007

Revise the second sentence of the first paragraph of Article 1066.02(a) to read:

“The cable shall be rated at a minimum of 90°C dry and 75°C wet and shall be suitable for installation in wet and dry locations, and shall be resistant to oils and chemicals.”

Revise the second paragraph of Article 1066.02(b) to read:

“Uncoated conductors shall be according to ASTM B3, ICEA S-95-658/NEMA WC70, and UL Standard 44. Coated conductors shall be according to ASTM B 33, ASTM B 8, ICEA S-95-658/NEMA WC70 and UL Standard 44.”

Revise the third paragraph of Article 1066.02(b) to read:

“All conductors shall be stranded. Stranding meeting ASTM B 8, ICEA S-95-658/NEMA WC70 and UL Standard 44. Uncoated conductors meeting ASTM B 3, ICEA S-95-658/NEMA WC70 and UL Standard 44.”

Revise the first sentence of Article 1066.03(a)(1) to read:

“General. Cable insulation designated as XLP shall incorporate cross-linked polyethylene (XLP) insulation as specified and shall meet or exceed the requirements of ICEA S-95-658, NEMA WC70, U.L. Standard 44.”

Add the following to Article 1066.03(a)(1) of the Standard Specifications:

“The cable shall be rated 600 volts and shall be UL Listed Type RHH/RHW/USE.”

Revise the Aerial Electric Cable Properties table of Article 1066.03(a)(3) to read:

Aerial Electric Cable Properties

Phase Conductor		Messenger Wire			
Size AWG	Stranding	Average Insulation Thickness		Minimum Size AWG	Stranding
		mm	mils		
6	7	1.1	(45)	6	6/1
4	7	1.1	(45)	4	6/1
2	7	1.1	(45)	2	6/1
1/0	19	1.5	(60)	1/0	6/1
2/0	19	1.5	(60)	2/0	6/1
3/0	19	1.5	(60)	3/0	6/1
4/0	19	1.5	(60)	4/0	6/1

Revise the first paragraph of Article 1066.03(b) to read:

“EPR Insulation. Cable insulation shall incorporate ethylene propylene rubber (EPR) as specified and the insulation shall meet or exceed the requirements of ICEA S-95-658, NEMA Standard Publication No. WC70, and U.L. Standard 44, as applicable.”

Add the following to Article 1066.03(b) of the Standard Specifications:

“Cable sized No. 2 AWG and smaller shall be U.L. listed Type RHH/RHW and may be Type RHH/RHW/USE. Cable sized larger than No. 2 AWG shall be U.L. listed Type RHH/RHW/USE.”

Revise Article 1066.04 to read:

“Aerial Cable Assembly. The aerial cable shall be an assembly of insulated aluminum conductors according to Section 1066.02 and 1066.03. Unless otherwise indicated, the cable assembly shall be composed of three insulated conductors and a steel reinforced bare aluminum conductor

(ACSR) to be used as the ground conductor. Unless otherwise indicated, the code word designation of this cable assembly is "Palomino". The steel reinforced aluminum conductor shall conform to ASTM B-232. The cable shall be assembled according to ANSI/ICEA S-76-474."

Revise the second paragraph of Article 1066.05 to read:

"The tape shall have reinforced metallic detection capabilities consisting of a woven reinforced polyethylene tape with a metallic core or backing."

Revise Article 1066.08 to read:

"Electrical Tape. Electrical tape shall be all weather vinyl plastic tape resistant to abrasion, puncture, flame, oil, acids, alkalies, and weathering, conforming to Federal Specification MIL-I-24391, ASTM D1000 and shall be listed under UL 510 Standard. Thickness shall not be less than 0.215 mm (8.5 mils) and width shall not be less than 20 mm (3/4-inch)."

#### **UNIT DUCT**

Effective: January 1, 2007

Revise the second paragraph of Article 816.03(a) to read:

"The unit duct shall be installed at a minimum depth of 760 mm (30-inches) unless otherwise directed by the Engineer."

Revise Article 1088.01(c) to read:

"(c) Coilable Nonmetallic Conduit.

General:

The duct shall be a plastic duct which is intended for underground use and which can be manufactured and coiled or reeled in continuous transportable lengths and uncoiled for further processing and/or installation without adversely affecting its properties of performance. The duct shall be a plastic duct which is intended for underground use and can be manufactured and coiled or reeled in continuous transportable lengths and uncoiled for further processing and/or installation without adversely affecting its properties of performance.

The duct shall be made of high density polyethylene which shall meet the requirements of ASTM D 2447, for schedule 40. The duct shall be composed of black high density polyethylene meeting the requirements of ASTM D 3350, Class C, Grade P33. The wall thickness shall be in accordance with Table 2 for ASTM D 2447.

The duct shall be UL Listed per 651-B for continuous length HDPE coiled conduit. The duct shall also comply with NEC Article 354.100 and 354.120.

Submittal information shall demonstrate compliance with the details of these requirements.

Dimensions:

Duct dimensions shall conform to the standards listed in ASTM D2447. Submittal information shall demonstrate compliance with these requirements.

Nominal Size		Nominal I.D.		Nominal O.D.		Minimum Wall	
mm	in	mm	in	mm	in	mm	in
31.75	1.25	35.05	1.380	42.16	1.660	3.556	0.140
						+0.51	+0.020
38.1	1.50	40.89	1.610	48.26	1.900	3.683	0.145
						+0.51	+0.020

Nominal Size		Pulled Tensile	
mm	in	N	lbs
31.75	1.25	3322	747
38.1	1.50	3972	893

**Marking:**

As specified in NEMA Standard Publication No. TC-7, the duct shall be clearly and durably marked at least every 3.05 meters (10 feet) with the material designation (HDPE for high density polyethylene), nominal size of the duct and the name and/or trademark of the manufacturer.

**Performance Tests:**

Polyethylene Duct testing procedures and test results shall meet the requirements of UL 651. Certified copies of the test report shall be submitted to the Engineer prior to the installation of the duct. Duct crush test results shall meet or exceed the following requirements:

Duct Diameter		Min. force required to deform sample 50%	
mm	in	N	lbs
35	1.25	4937	1110
41	1.5	4559	1025

**Trench and Backfill for Electrical Work**

Effective: January 1, 2007

Revise the first sentence of Article 819.03(a) of the Standard Specifications to read:

“Trenches shall have a minimum depth of 30 in. (760 mm) or as otherwise indicated on the plans, and shall not exceed 12 in. (300 mm) in width without prior approval of the Engineer.”



**Underground Raceways**

Effective: January 1, 2007

Revise Article 810.03 of the Standard Specifications to read:

“Installation. All underground conduit shall have a minimum depth of 30-inches (700 mm) below the finished grade.”

Add the following to Article 810.03 of the Standard Specifications:

“All metal conduit installed underground shall be Rigid Steel Conduit unless otherwise indicated on the plans.”

Add the following to Article 810.03 of the Standard Specifications:

“All raceways which extend outside of a structure or duct bank but are not terminated in a cabinet, junction box, pull box, handhole, post, pole, or pedestal shall extend a minimum of 300 mm (12”) or the length shown on the plans beyond the structure or duct bank. The end of this extension shall be capped and sealed with a cap designed for the conduit to be capped. The ends of rigid metal conduit to be capped shall be threaded, the threads protected with full galvanizing, and capped with a threaded galvanized steel cap. The ends of rigid nonmetallic conduit and coilable nonmetallic conduit shall be capped with a rigid PVC cap of not less than 3 mm (0.125”) thick. The cap shall be sealed to the conduit using a room-temperature-vulcanizing (RTV) sealant compatible with the material of both the cap and the conduit. A washer or similar metal ring shall be glued to the inside center of the cap with epoxy, and the pull cord shall be tied to this ring.”

Add the following to Article 810.03(c) of the Standard Specifications:

“Coilable non-metallic conduit shall be machine straightened to remove the longitudinal curvature caused by coiling the conduit onto reels prior to installing in trench, encasing in concrete or embedding in structure. The straightening shall not deform the cross-section of the conduit such that any two measured outside diameters, each from any location and at any orientation around the longitudinal axis along the conduit differ by more than 6 mm (0.25”).”  
The longitudinal axis of the straightened conduit shall not deviate by more than 20 mm per meter (0.25”) per foot” from a straight line. The HDPE and straightening mechanism manufacturer operating temperatures shall be followed.

**Exposed Raceways**

Effective: January 1, 2007

Revise the first paragraph of Article 811.03(a) of the Standard Specifications to read:

“General. Rigid metal conduit installation shall be according to Article 810.03(a). Conduits terminating in junction and pull boxes shall be terminated with insulated and gasketed watertight

threaded NEMA 4X conduit hubs. The hubs shall be Listed under UL 514B. The insulated throat shall be rated up to 105° C. When PVC coated conduit is utilized, the aforementioned hubs shall also be PVC coated.”

Add the following to Article 811.03(b) of the Standard Specifications:

“Where PVC coated conduit is utilized, all conduit fittings, couplings and clamps shall be PVC coated. All other mounting hardware and appurtenances shall be stainless steel.”

“The personnel installing the PVC coated conduit must be trained and certified by the PVC coated conduit Manufacturer or Manufacturer’s representative to install PVC coated conduit. Documentation demonstrating this requirement must be submitted for review and approval.”

Revise Article 1088.01(a) of the Standard Specifications to read:

“Couplings and fittings shall meet ANSI Standard C80.5 and U.L. Standard 6. Elbows and nipples shall conform to the specifications for conduit. All fittings and couplings for rigid conduit shall be of the threaded type. All conduit hubs shall be gasketed and watertight with an integral O-ring seal.”

Revise Article 1088.01(a)(3) of the Standard Specifications to read:

“a. PVC Coated Steel Conduit. The PVC coated rigid metal conduit shall be UL Listed (UL 6). The PVC coating must have been investigated by UL as providing the primary corrosion protection for the rigid metal conduit. Ferrous fittings for general service locations shall be UL Listed with PVC as the primary corrosion protection. Hazardous location fittings, prior to plastic coating shall be UL listed.

b. The PVC coating shall have the following characteristics:

Hardness	85+ Shore A Durometer
Dielectric Strength	400V/mil @ 60 Hz
Aging:	1,000 Hours Atlas Weatherometer
Temperature	The PVC compound shall conform at 0° F. to Federal Specifications PL-406b, Method 2051, Amendment 1 of 25 September 1952 (ASTM D 746)
Elongation	200%

c. The exterior and interior galvanized conduit surface shall be chemically treated to enhance PVC coating adhesion and shall also be coated with a primer before the PVC coating to ensure a bond between the zinc substrate and the PVC coating. The bond strength created shall be greater than the tensile strength of the plastic coating.

- d. The nominal thickness of the PVC coating shall be 1 mm (40 mils). The PVC exterior and urethane interior coatings applied to the conduit shall afford sufficient flexibility to permit field bending without cracking or flaking at temperatures above -1°C (30°F).
- e. An interior urethane coating shall be uniformly and consistently applied to the interior of all conduit and fittings. This internal coating shall be a nominal 2 mil thickness. The interior coating shall be applied in a manner so there are no runs, drips, or pinholes at any point. The coating shall not peel, flake, or chip off after a cut is made in the conduit or a scratch is made in the coating.
- f. Conduit bodies shall have a tongue-in-groove gasket for maximum sealing capability. The design shall incorporate a positive placement feature to assure proper installation. Certified test results confirming seal performance at 15 psig (positive) and 25 in. of mercury (vacuum) for 72 hours shall be submitted for review when requested by the Engineer.
- g. The PVC conduit shall pass the following tests:

Exterior PVC Bond test RN1:

Two parallel cuts 13 mm (1/2 inch) apart and 40 mm (1 ½ inches) in length shall be made with a sharp knife along the longitudinal axis. A third cut shall be made perpendicular to and crossing the longitudinal cuts at one end. The knife shall then be worked under the PVC coating for 13 mm (1/2 inch) to free the coating from the metal.

Using pliers, the freed PVC tab shall be pulled with a force applied vertically and away from the conduit. The PVC tab shall tear rather than cause any additional PVC coating to separate from the substrate.

Boil Test:

Acceptable conduit coating bonds (exterior and interior) shall be confirmed if there is no disbondment after a minimum average of 200 hours in boiling water or exposure to steam vapor at one atmosphere. Certified test results from an independent testing laboratory shall be submitted for review and approval. The RN1 Bond Test and the Standard Method for Measuring Adhesion by Tape Test shall be utilized.

Exterior Adhesion. In accordance with ASTM D870, a 6" length of conduit test specimen shall be placed in boiling water. The specimen shall be periodically removed, cooled to ambient temperature and immediately tested according to the bond test (RN1). When the PVC coating separates from the substrate, the boil time to failure in hours shall be recorded.

Interior Adhesion. In accordance with ASTM D3359, a 6" conduit test specimen shall be cut in half longitudinally and placed in boiling water or directly above boiling water with the urethane surface facing down. The specimen shall be periodically removed, cooled to ambient temperature and tested in accordance with the Standard Method of Adhesion by Tape Test (ASTM D3359).

When the coating disbonds, the time to failure in hours shall be recorded.

Heat/Humidity Test:

Acceptable conduit coating bonds shall be confirmed by a minimum average of 30 days in the Heat and Humidity Test. The RN1 Bond Test and the Standard Method for Measuring Adhesion by Tape Test shall be utilized.

Exterior Adhesion. In accordance with ASTM D1151, D1735, D2247 and D4585, conduit specimens shall be placed in a heat and humidity environment where the temperature is maintained at 150°F (66°C) and 95% relative humidity. The specimens shall be periodically removed and a bond test (RN1) performed. When the PVC coating separates from the substrate, the exposure time to failure in days shall be recorded.

Interior Adhesion. In accordance with ASTM D3359, conduit specimens shall be placed in a heat and humidity environment where the temperature is maintained at 150°F (66°C) and 95% relative humidity. When the coating disbonds, the time to failure in hours shall be recorded.

Add the following to Article 1088.01(a)(4) of the Standard Specifications:

“All liquid tight flexible metal conduit fittings shall have an insulated throat to prevent abrasion of the conductors and shall have a captive sealing O-ring gasket. The fittings shall be Listed under UL 514B. The insulated throat shall be rated up to 105° C.”

Revise Article 811.05 of the Standard Specifications to read:

“**811.05 Basis of Payment.** This work will be paid for at the contract unit price per foot for CONDUIT ATTACHED TO STRUCTURE, of the diameter specified, RIGID GALVANIZED STEEL or CONDUIT ATTACHED TO STRUCTURE, of the diameter specified, RIGID GALVANIZED STEEL, PVC COATED.”

**FOUNDATIONS**

Effective: January 1, 2007

Light Pole Foundation:

Delete the third sentence of Article 836.03(a) of the Standard Specifications. Ground Rods will be paid for under a separate pay item.

Tower Foundation:

Delete the third paragraph of Article 837.03 of the Standard Specifications. Ground Rods will be paid for under a separate pay item.

**Ground Rod**

Effective: January 1, 2007

Description. This item shall consist of furnishing, installing and connecting ground rods for the grounding of service neutral conductors and for supplementing the equipment grounding system via connection at poles or other equipment throughout the system. All materials and work shall be in accordance with Article 250 of the NEC.

Materials. Materials shall be according to the following Articles of Section 1000 - Materials

Item	Article/Section
(a) Ground Rod.....	1087.01(b)
(b) Copper Ground Wire.....	1087.01(a)
(c) Access Well.....	1087.01(c)

**CONSTRUCTION REQUIREMENTS**

General. All connections to ground rods, structural steel or fencing shall be made with exothermic welds. Where such connections are made to insulated conductors, the connection shall be wrapped with at least 4 layers of electrical tape extended 152.4 mm (six inches) onto the conductor insulation.

Ground rods shall be driven so that the tops of the rod are 609.6 mm (24 inches) below finished grade. Where indicated, ground wells shall be included to permit access to the rod connections.

Where indicated, ground rods shall be installed through concrete foundations. Where ground conditions, such as rock, preclude the installation of the ground rod, the ground rod may be deleted with the approval of the Engineer.

Where a ground field of "made" electrodes is provided, such as at control cabinets, the exact locations of the rods shall be documented by dimensioned drawings as part of the Record Drawings.

Ground rod connection shall be made by exothermic welds. Ground wire for connection to foundation steel or as otherwise indicated shall be stranded uncoated bare copper in accordance the applicable requirements of ASTM Designation B-3 and ASTM Designation B-8 and shall be included in this item. Unless otherwise indicated, the wire shall not be less than No. 2 AWG. Where connections are made to epoxy coated reinforcing steel, the epoxy coating shall be sufficiently removed to facilitate the exothermic weld.

Method Of Measurement. Ground rods shall be counted, each. Ground wires and connection of ground rods at poles shall be included in this pay item.

Basis of Payment: This item shall be paid for at the contract unit price each for GROUND ROD, of the diameter and length indicated which shall be payment in full for the material and work described herein.

### **NOTIFICATION OF STATE ELECTRICAL MAINTENANCE CONTRACTOR**

The Contractor prior to the commencement of his work shall notify the State Electrical Maintenance Contractor of his intent to perform this work. Upon request from the Contractor, the State Electrical Maintenance Contractor will locate any State-buried cable, conduit or other electrical facility which may interfere with the Contractor's operations, without charge to him.

Should any damage occur to any State electrical facility through the Contractor's operations, the Contractor shall report the known or suspected damage to the State Maintenance Contractor and the Engineer. If repairs are needed, the Engineer will authorize the Electrical Maintenance Contractor to effect repairs. All repairs or replacement of damaged equipment shall conform to the requirements of the original installation.

The Electrical Maintenance Contractor shall invoice the Contractor directly for the cost of the repair. A copy of this invoice shall be forwarded to the Engineer. Final payment of the contract shall not be processed until a release from the Electrical Maintenance Contractor is furnished to the Engineer.

No extra compensation shall be allowed to the Contractor for compliance with these requirements or for any expense incurred to effect repairs to damaged electrical facilities. Excavated materials shall be removed and disposed off the project site by the Contractor.

### **GROUNDING OF LIGHTING SYSTEM**

All electrical systems, equipments and appurtenances shall be properly grounded in strict conformance with the NEC, even though every detail of the requirements is not specified or shown, at no additional cost. Good ground continuity throughout the electrical system shall be assured. All electrical circuit runs shall have a continuous equipment-grounding conductor. IN NO CASE SHALL THE EARTH BE CONSIDERED AS AN ADEQUATE EQUIPMENT GROUNDING PATH. Where connections are made to painted surfaces, the paint shall be scraped to fully expose metal at the connection point and serrated connectors or washers shall be used. Metallic conduit shall not be utilized as the equipment-grounding conductor. No wiring run shall be installed without a suitable equipment ground conductor. All connections to ground rods, structural steel, reinforcing steel or fencing shall be made with exothermic welds. Where such connections are made to insulated conductors, the connection shall be wrapped with at least 4 layers of electrical tape extended six inches onto the conductor insulation. Where a ground field of "made" electrodes is provided, the exact locations of the rods shall be documented by dimensioned drawings as part of the Record Drawings. Equipment ground wires shall be bonded, using a splice and pigtail connection, to all boxes and other metallic enclosures throughout the wiring system.

**IDOT DISTRICT 1 LUMINAIRE PERFORMANCE TABLE #1**  
**Grand Avenue**  
**4-Lane Section**  
**New Pedestrian Pole and Fixture along**  
**With Existing GE Fixture**

**GIVEN CONDITIONS**

<b>ROADWAY DATA</b>	Pavement Width	<u>40.5 (ft)</u>
	Number of Lanes	<u>4</u>
	I.E.S. Surface Classification	<u>R3</u>
	Q-Zero Value	<u>.07</u>
<b>LIGHT POLE DATA</b>	Mounting Height	<u>Existing/Proposed</u> <u>35/12 (ft)</u>
	Mast Arm Length	<u>8/0 (ft)</u>
	Pole Set-Back From Edge of Pavement	<u>3.5/7.0 (ft)</u>
<b>LUMINAIRE DATA</b>	Lamp Type	<u>Existing/Proposed</u> <u>HPS/HPS</u>
	Lamp Lumens	<u>37,000 */5,800</u>
	I.E.S. Vertical Distribution	<u>Medium/Medium</u>
	I.E.S. Control Of Distribution	<u>Cut-Off/Cut-Off</u>
	I.E.S. Lateral Distribution	<u>III/V</u>
	Total Light Loss Factor	<u>0.70/0.70</u>
<b>LAYOUT DATA</b>	Spacing	<u>Existing/Proposed</u> <u>155 (ft)/See Below</u>
	Configuration	<u>Opposite/Opposite</u>
	Luminaire Overhang over edge of pavement	<u>4.5/-5.0 (ft)</u>

**NOTE:** Variations from the above specified I.E.S. distribution pattern may be requested and acceptance of variations will be subject to review by the Engineer based on how well the performance requirements are met.

**PERFORMANCE REQUIREMENTS**

**NOTE:** These performance requirements shall be the minimum acceptable standards of photometric performance for the luminaire, based on the given conditions listed above.

<b>ILLUMINATION</b>	Ave. Horizontal Illumination, <b>EAVE</b>	<u>1.70</u>	<b>Fc</b>
	Uniformity Ratio, <b>EAVE/EMIN</b>	<u>3.00</u>	<b>(Max)</b>
<b>LUMINANCE</b>	Average Luminance, <b>LAVE</b>	<u>1.20</u>	<b>Cd/m2</b>
	Uniformity Ratio, <b>LAVE/LMIN</b>	<u>3.00</u>	<b>(Max)</b>
	Uniformity Ratio, <b>LMAX/LMIN</b>	<u>5.00</u>	<b>(Max)</b>
	Veiling Luminance Ratio, <b>LV/LAVE</b>	<u>0.30</u>	<b>(Max)</b>

\* Existing Fixture Photometric File GE451002.IES  
 Decorative Poles will be opposite and centered between existing roadway poles which are spaced at 155'.

**IDOT DISTRICT 1 LUMINAIRE PERFORMANCE TABLE #2**  
**Grand Avenue**  
**4-Lane Section**  
**New Pedestrian Pole and Fixture along**  
**With Existing GE Fixture**

**GIVEN CONDITIONS**

<b>ROADWAY DATA</b>	Pavement Width	<u>40.5 (ft)</u>
	Number of Lanes	<u>4</u>
	I.E.S. Surface Classification	<u>R3</u>
	Q-Zero Value	<u>.07</u>
		<b>Existing/Proposed</b>
<b>LIGHT POLE DATA</b>	Mounting Height	<u>35/12 (ft)</u>
	Mast Arm Length	<u>8/0 (ft)</u>
	Pole Set-Back From Edge of Pavement	<u>3.5/5.0 (ft)</u>
		<b>Existing/Proposed</b>
<b>LUMINAIRE DATA</b>	Lamp Type	<u>HPS/HPS</u>
	Lamp Lumens	<u>37,000 */5,800</u>
	I.E.S. Vertical Distribution	<u>Medium/Medium</u>
	I.E.S. Control Of Distribution	<u>Cut-Off/Cut-Off</u>
	I.E.S. Lateral Distribution	<u>III/V</u>
	Total Light Loss Factor	<u>0.70/0.70</u>
		<b>Existing/Proposed</b>
<b>LAYOUT DATA</b>	Spacing	<u>185 (ft)/See Below</u>
	Configuration	<u>Opposite/Opposite</u>
	Luminaire Overhang over edge of pavement	<u>4.5/-5.0 (ft)</u>

**NOTE:** Variations from the above specified I.E.S. distribution pattern may be requested and acceptance of variations will be subject to review by the Engineer based on how well the performance requirements are met.

**PERFORMANCE REQUIREMENTS**

**NOTE:** These performance requirements shall be the minimum acceptable standards of photometric performance for the luminaire, based on the given conditions listed above.

<b>ILLUMINATION</b>	Ave. Horizontal Illumination, <b>EAVE</b>	<u>1.70</u>	<b>Fc</b>
	Uniformity Ratio, <b>EAVE/EMIN</b>	<u>3.00</u>	<b>(Max)</b>
<b>LUMINANCE</b>	Average Luminance, <b>LAVE</b>	<u>1.20</u>	<b>Cd/m2</b>
	Uniformity Ratio, <b>LAVE/LMIN</b>	<u>3.00</u>	<b>(Max)</b>
	Uniformity Ratio, <b>LMAX/LMIN</b>	<u>5.00</u>	<b>(Max)</b>
	Veiling Luminance Ratio, <b>LV/LAVE</b>	<u>0.30</u>	<b>(Max)</b>

\* Existing Fixture Photometric File GE451002.IES  
 Decorative Poles will be opposite and centered between existing roadway poles which are spaced at 185'.



**COARSE AGGREGATE FOR HOT-MIX ASPHALT (HMA) (DISTRICT ONE)**

Effective : March 16, 2009

Revise Article 1004.03 of the Standard Specifications to read:

**1004.03 Coarse Aggregate for Hot-Mix Asphalt (HMA).** The aggregate shall be according to Article 1004.01 and the following.

(a) Description. The coarse aggregate for HMA shall be according to the following table.

Use	Mixture	Aggregates Allowed
Class A	Seal or Cover	Gravel Crushed Gravel Crushed Stone Crushed Sandstone Crushed Slag (ACBF) Crushed Steel Slag Crushed Concrete
HMA All Other	Stabilized Subbase or Shoulders	Gravel Crushed Gravel Crushed Stone Crushed Sandstone Crushed Slag Crushed Concrete  The coarse aggregate for stabilized subbase, if approved by the Engineer, may be produced by blending aggregates according to Article 1004.04(a).
HMA High ESAL Low ESAL	IL-25.0, IL-19.0, or IL-19.0L	Crushed Gravel Crushed Stone Crushed Sandstone Crushed Slag (ACBF)
HMA High ESAL Low ESAL	C Surface IL-12.5,IL-9.5, or IL-9.5L	Gravel (only when used in IL-9.5L) Crushed Gravel Crushed Stone Crushed Sandstone Crushed Slag (ACBF) Crushed Steel Slag (except when used as leveling binder)

Use	Mixture	Aggregates Allowed
HMA High ESAL	D Surface IL-12.5 or IL-9.5	<p>Crushed Gravel            Crushed Stone (other than Limestone)            Crushed Sandstone            Crushed Slag (ACBF)            Crushed Steel Slag (except when used as leveling binder)</p> <p>Limestone may be used in Mixture D if blended by volume in the following coarse aggregate percentages:            Up to 25% Limestone with at least 75% Dolomite.            Up to 50% Limestone with at least 50% any aggregate listed for Mixture D except Dolomite.            Up to 75% Limestone with at least 25% Crushed Slag (ACBF) or Crushed Sandstone.</p>
HMA High ESAL	E Surface IL-12.5 or IL-9.5	<p>Crushed Gravel            Crushed Stone (other than Limestone and Dolomite)            Crushed Sandstone</p> <p>No Limestone.</p> <p>Dolomite may be used in Mixture E if blended by volume in the following coarse aggregate percentages:            Up to 75% Dolomite with at least 25% Crushed Sandstone, Crushed Slag (ACBF), or Crushed Steel Slag. When Crushed Slag (ACBF) or Crushed Steel Slag are used in the blend, the blend shall contain a minimum of 25% to a maximum of 75% of either Slag by volume.            Up to 50% Dolomite with at least 50% of any aggregate listed for Mixture E.</p> <p>If required to meet design criteria, Crushed Gravel or Crushed Stone (other than Limestone or Dolomite) may be blended by volume in the following coarse aggregate percentages:            Up to 75% Crushed Gravel or Crushed Stone (other than Limestone or Dolomite) with at least 25% Crushed Sandstone, Crushed Slag (ACBF), or Crushed Steel Slag. When Crushed Slag (ACBF) or Crushed Steel Slag are used in the blend, the blend shall contain a minimum of 25% to a maximum of 50% of either Slag by volume.</p>

Use	Mixture	Aggregates Allowed
HMA High ESAL	F Surface IL-12.5 or IL-9.5	Crushed Sandstone  No Limestone.  Crushed Gravel, Crushed Concrete, or Crushed Dolomite may be used in Mixture F if blended by volume in the following coarse aggregate percentages: Up to 50% Crushed Gravel, Crushed Concrete or Crushed Dolomite with at least 50% Crushed Sandstone, Crushed Slag (ACBF), Crushed Steel Slag, or any Other Crushed Stone (to include Granite, Diabase, Rhyolite or Quartzite). When Crushed Slag (ACBF) or Crushed Steel Slag are used in the blend, the blend shall contain a minimum of 50% to a maximum of 75% of either Slag by volume.

(b) Quality. For surface courses and binder courses when used as surface course, the coarse aggregate shall be Class B quality or better. For Class A (seal or cover coat), other binder courses, and surface course IL-9.5L (Low ESAL), the coarse aggregate shall be Class C quality or better. For All Other courses, the coarse aggregate shall be Class D quality or better.

(c) Gradation. The coarse aggregate gradations shall be as listed in the following table.

Use	Size/Application	Gradation No.
Class A-1, 2, & 3	3/8 in. (10 mm) Seal	CA 16
Class A-1	1/2 in. (13 mm) Seal	CA 15
Class A-2 & 3	Cover	CA 14
HMA High ESAL	IL-25.0 IL-19.0 IL-12.5 IL-9.5	CA 7 <sup>1/</sup> or CA 8 <sup>1/</sup> CA 11 <sup>1/</sup> CA 16 and/or CA 13 CA 16
HMA Low ESAL	IL-19.0L IL-9.5L	CA 11 <sup>1/</sup> CA 16
HMA All Other	Stabilized Subbase or Shoulders	CA 6 <sup>2/</sup> , CA 10, or CA 12

1/ CA 16 or CA 13 may be blended with the gradations listed.

2/ CA 6 will not be permitted in the top lift of shoulders.

**FINE AGGREGATE FOR HOT- MIX ASPHALT (HMA) (D-1)**

Effective: May 1, 2007

Revised: January 15, 2010

Add the following to the gradation tables of Article 1003.01(c) of the Standard Specifications:

FINE AGGREGATE GRADATIONS					
Grad No.	Sieve Size and Percent Passing				
	3/8	No. 4	No. 8	No. 16	No. 200
FA 22	100	6/	6/	8±8	2±2

FINE AGGREGATE GRADATIONS (metric)					
Grad No.	Sieve Size and Percent Passing				
	9.5 mm	4.75 mm	2.36 mm	1.16 mm	0.075 mm
FA 22	100	6/	6/	8±8	2±2

6/ For the fine aggregate gradations FA 22, the aggregate producer shall set the midpoint percent passing, and the Department will apply a range of ± ten percent. The midpoint shall not be changed without Department approval.

Revise Article 1003.03 (a) of the Standard Specifications to read:

“(a) Description. Fine aggregate for HMA shall consist of sand, stone sand, chats, slag sand, or steel slag sand. For gradation FA 22, uncrushed material will not be permitted.”

Revise Article 1003.03 (c) of the Standard Specifications to read:

“Gradation. The fine aggregate gradation for all HMA shall be FA1, FA 2, FA 20, FA 21 or FA 22. When Reclaimed Asphalt Pavement (RAP) is incorporated in the HMA design, the use of FA 21 Gradation will not be permitted.

Gradation FA 1, FA 2, or FA 3 shall be used when required for prime coat aggregate application for HMA.”

**TEMPERATURE CONTROL FOR CONCRETE PLACEMENT (DISTRICT ONE)**

Effective: May 1, 2007

Delete the second and third sentences of the second paragraph of Article 1020.14(a) of the Standard Specifications.

**USE OF RAP (DIST 1)**

Effective: January 1, 2007

Revised: September 15, 2010

In Article 1030.02(g) of the Standard Specifications, delete the last sentence of the first paragraph in (Note 2).

Revise Section 1031 of the Standard Specifications to read:

**“SECTION 1031. RECLAIMED ASPHALT PAVEMENT**

**1031.01 Description.** Reclaimed Asphalt Pavement (RAP) results from the cold milling or crushing of an existing Hot-Mix Asphalt (HMA) pavement. The Contractor shall supply written documentation that the RAP originated from routes or airfields under federal, state, or local agency jurisdiction. The contractor can also request that a processed pile be tested by the Department to determine the aggregate quality as described in Article 1031.04, herein.

**1031.02 Stockpiles.** The Contractor shall construct individual, sealed RAP stockpiles meeting one of the following definitions. No additional RAP shall be added to the pile after the pile has been sealed. Stockpiles shall be sufficiently separated to prevent intermingling at the base. Stockpiles shall be identified by signs indicating the type and size as listed below (i.e. “Homogenous Surface”).

Prior to milling or removal of an HMA pavement, the Contractor may request the District to provide verification of the existing mix composition to clarify appropriate stockpile.

- (a) Homogeneous. Homogeneous RAP stockpiles shall consist of RAP from Class I, Superpave (High ESAL), HMA (High ESAL), or equivalent mixtures and represent: 1) the same aggregate quality, but shall be at least C quality; 2) the same type of crushed aggregate (either crushed natural aggregate, ACBF slag, or steel slag); 3) similar gradation; and 4) similar asphalt binder content. If approved by the Engineer, combined single pass surface/binder millings may be considered “homogenous” with a quality rating dictated by the lowest coarse aggregate quality present in the mixture.
- (b) Conglomerate 5/8. Conglomerate 5/8 RAP stockpiles shall consist of RAP from Class I, Superpave (High ESAL), HMA (High ESAL), or equivalent mixtures. The coarse aggregate in this RAP shall be crushed aggregate and may represent more than one aggregate type and/or quality but shall be at least C quality. This RAP may have an inconsistent gradation and/or asphalt binder content prior to processing. All conglomerate 5/8 RAP shall be processed prior to testing by crushing to where all RAP shall pass the 5/8 in. (16 mm) or smaller screen.
- (c) Conglomerate 3/8. Conglomerate 3/8 RAP stockpiles shall consist of RAP from Class I, Superpave (High ESAL), HMA (High ESAL), or equivalent mixtures. The coarse aggregate in this RAP shall be crushed aggregate and may represent more than one aggregate type and/or quality but shall be at least B quality. This RAP may have an inconsistent gradation and/or

asphalt binder content prior to processing. All conglomerate 3/8 RAP shall be processed prior to testing by crushing to where all RAP shall pass the 3/8 in (9.5 mm) or smaller screen.

- (d) Conglomerate Variable Size. Conglomerate variable size RAP shall consist of RAP from Class I, Superpave (High ESAL), HMA (High ESAL), or equivalent mixtures. The coarse aggregate in this RAP shall be crushed aggregate and may represent more than one aggregate type and/or quality but shall be at least B quality. This RAP may have an inconsistent gradation and/or asphalt binder content prior to processing. All conglomerate variable size RAP shall be processed prior to testing by crushing and screening to where all RAP is separated into various sizes. All the conglomerate variable size RAP shall pass the 3/4 in. (19 mm) screen and shall be a minimum of two sizes.
- (e) Conglomerate "D" Quality (DQ). Conglomerate DQ RAP stockpiles shall consist of RAP from Class I, Superpave (High or Low ESAL), HMA (High or Low Esal), or equivalent mixtures. The coarse aggregate in this RAP may be crushed or round but shall be at least D quality. This RAP may have an in consistent gradation and/or asphalt binder content.
- (f) Non-Quality. RAP stockpiles that do not meet the requirements of the stockpile categories listed above shall be classified as "Non-Quality".

RAP containing contaminants, such as earth, brick, sand, concrete, sheet asphalt, bituminous surface treatment (i.e. chip seal), pavement fabric, joint sealants, etc., will be unacceptable unless the contaminants are removed to the satisfaction of the Engineer. Sheet asphalt shall be stockpiled separately.

**1031.03 Testing.** When used in HMA, the RAP shall be sampled and tested either during or after stockpiling.

For testing during stockpiling, washed extraction samples shall be run at the minimum frequency of one sample per 500 tons (450 metric tons) for the first 2000 tons (1800 metric tons) and one sample per 2000 tons (1800 metric tons) thereafter. A minimum of five tests shall be required for stockpiles less than 4000 tons (3600 metric tons).

For testing after stockpiling, the Contractor shall submit a plan for approval to the District proposing a satisfactory method of sampling and testing the RAP pile either in-situ or by restockpiling. The sampling plan shall meet the minimum frequency required above and detail the procedure used to obtain representative samples throughout the pile for testing.

Before extraction, each field sample shall be split to obtain two samples of test sample size. One of the two test samples from the final split shall be labeled and stored for Department use. The Contractor shall extract the other test sample according to Department procedure. The Engineer reserves the right to test any sample (split or Department-taken) to verify Contractor test results.

- (a) Testing Conglomerate 3/8 and Conglomerate Variable Size. In addition to the requirements

above, conglomerate 3/8 and variable size RAP shall be tested for maximum theoretical specific gravity ( $G_{mm}$ ) at a frequency of one sample per 500 tons (450 metric tons) for the first 2000 tons (1800 metric tons) and one sample per 2000 tons (1800 metric tons) thereafter. A minimum of five tests shall be required for stockpiles less than 4000 tons (3600 metric tons).

- (b) Evaluation of Test Results. All of the extraction results shall be compiled and averaged for asphalt binder content and gradation and, when applicable  $G_{mm}$ . Individual extraction test results, when compared to the averages, will be accepted if within the tolerances listed below.

Parameter	Homogeneous/ Conglomerate	Conglomerate "D" Quality
1 in. (25 mm)		± 5%
3/4 in. (19 mm)		
1/2 in. (12.5 mm)	± 8%	± 15%
No. 4 (4.75 mm)	± 6%	± 13%
No. 8 (2.36 mm)	± 5%	
No. 16 (1.18 mm)		± 15%
No. 30 (600 μm)	± 5%	
No. 200 (75 μm)	± 2.0%	± 4.0%
Asphalt Binder	± 0.4% <sup>1/</sup>	± 0.5%
$G_{mm}$	± 0.02 <sup>2/</sup>	
$G_{mm}$	± 0.03 <sup>3/</sup>	

- 1/ The tolerance for conglomerate 3/8 shall be ± 0.3 %.
- 2/ Applies only to conglomerate 3/8. When variation of the  $G_{mm}$  exceeds the ± 0.02 tolerance, a new conglomerate 3/8 stockpile shall be created which will also require an additional mix design.
- 3/ Applies only to conglomerate variable size. When variation of the  $G_{mm}$  exceeds the ± 0.03 tolerance, a new conglomerate variable size stockpile shall be created which will also require an additional mix design.

If more than 20 percent of the individual sieves are out of the gradation tolerances, or if more than 20 percent of the asphalt binder content test results fall outside the appropriate tolerances, the RAP shall not be used in HMA unless the RAP representing the failing tests is removed from the stockpile. All test data and acceptance ranges shall be sent to the District for evaluation.

With the approval of the Engineer, the ignition oven may be substituted for extractions according to the Illinois Test Procedure, "Calibration of the Ignition Oven for the Purpose of Characterizing Reclaimed Asphalt Pavement (RAP)".

**1031.04 Quality Designation of Aggregate in RAP.** The quality of the RAP shall be set by the

lowest quality of coarse aggregate in the RAP stockpile and are designated as follows.

- (a) RAP from Class I, Superpave (High ESAL), or HMA (High ESAL) surface mixtures are designated as containing Class B quality coarse aggregate.
- (b) RAP from Superpave (Low ESAL)/HMA (Low ESAL) IL-19.0L binder and IL-9.5L surface mixtures are designated as Class D quality coarse aggregate.
- (c) RAP from Class I, Superpave (High ESAL), or HMA (High ESAL) binder mixtures, bituminous base course mixtures, and bituminous base course widening mixtures are designated as containing Class C quality coarse aggregate.
- (d) RAP from bituminous stabilized subbase and BAM shoulders are designated as containing Class D quality coarse aggregate.

#### **Aggregate Quality Testing of RAP:**

The processed pile shall have a maximum tonnage of 5,000 tons (4500 metric tons). The pile shall be crushed and screened with 100 percent of the material passing the 3/4 in. (19 mm) sieve. The pile shall be tested for AC content and gradation and shall conform to all requirements of Article 1031.03 Testing, herein. Once the uniformity of the gradation and AC content has been established, the Contractor shall obtain a representative sample with district oversight of the sampling. This sample shall be no less than 50 lbs (25 kg) and this sample shall be delivered to a Consultant Lab, prequalified by the Department for extraction testing according to Illinois Modified AASHTO T 164. After the AC has been extracted, the Consultant Lab shall submit the test results along with the recovered aggregate to the District Office. The cost for this testing shall be paid directly by the Contractor. The District will forward the sample to the BMPR Aggregate Lab for MicroDeval Testing, according to Illinois Modified AASHTO T 327. A maximum loss of 15.0 percent will be applied for all HMA applications.

**1031.05 Use of RAP in HMA.** The use of RAP in HMA shall be as follows.

- (a) Coarse Aggregate Size. The coarse aggregate in all RAP shall be equal to or less than the nominal maximum size requirement for the HMA mixture to be produced.
- (b) Use in HMA Surface Mixtures (High and Low ESAL). RAP stockpiles for use in HMA surface mixtures (High and Low ESAL) shall be either homogeneous or conglomerate 3/8 or variable size in which the coarse aggregate is Class B quality or better.
- (c) Use in HMA Binder Mixtures (High and Low ESAL), HMA Base Course, and HMA Base Course Widening. RAP stockpiles for use in HMA binder mixtures (High and Low ESAL), HMA base course, and HMA base course widening shall be homogeneous, conglomerate 5/8, or conglomerate 3/8, conglomerate variable size, in which the coarse aggregate is Class C quality or better.



- (d) Use in Shoulders and Subbase. RAP stockpiles for use in HMA shoulders and stabilized subbase (HMA) shall be homogeneous, conglomerate 5/8, conglomerate 3/8, conglomerate variable size, or conglomerate DQ.
- (e) The use of RAP shall be a contractor's option when constructing HMA in all contracts. When the Contractor chooses the RAP option, the percentage of RAP shall not exceed the amounts indicated in the table for a given N Design.

Maximum Mixture RAP Percentage

HMA Mixtures <sup>1/3/</sup>		Maximum % RAP	
Ndesign	Binder/Leveling Binder	Surface	Polymer Modified
30	30/40 <sup>2/</sup>	30	10
50	25/40 <sup>2/ 4/</sup>	15/25 <sup>2/</sup>	10 <sup>4/</sup>
70	25/30 <sup>2/</sup>	10/20 <sup>2/</sup>	10
90	25/30 <sup>2/</sup>	10/15 <sup>2/</sup>	10
105	25/30 <sup>2/</sup>	10/15 <sup>2/</sup>	10

- 1/ For HMA Shoulder and Stabilized Sub-Base (HMA) N-30, the amount of RAP shall not exceed 50 percent of the mixture.
- 2/ Value of Max percent RAP if 3/8 Rap or conglomerate variable size RAP is utilized.
- 3/ When RAP exceeds 20 percent the AC shall be PG58 -22. However, when RAP exceeds 20 percent and is used in full depth HMA pavement the AC shall be PG58 -28.
- 4/ Polymerized Leveling Binder, IL-4.75 is 15 percent

**1031.06 HMA Mix Designs.** At the Contractor's option, HMA mixtures may be constructed utilizing RAP material meeting the above detailed requirements.

RAP designs shall be submitted for volumetric verification. If additional RAP stockpiles are tested and found that no more than 20 percent of the results, as defined under "Testing" herein, are outside of the control tolerances set for the original RAP stockpile and HMA mix design, and meets all of the requirements herein, the additional RAP stockpiles may be used in the original mix design at the percent previously verified.

**1031.07 HMA Production.** The coarse aggregate in all RAP used shall be equal to or less than the nominal maximum size requirement for the HMA mixture being produced.

To remove or reduce agglomerated material, a scalping screen, crushing unit, or comparable sizing device approved by the Engineer shall be used in the RAP feed system to remove or reduce oversized material. If material passing the sizing device adversely affects the mix production or quality of the mix,

the sizing device shall be set at a size specified by the Engineer.

If the RAP control tolerances or QC/QA test results require corrective action, the Contractor shall cease production of the mixture containing RAP and either switch to the virgin aggregate design or submit a new RAP design. When producing mixtures containing conglomerate 3/8 or conglomerate variable size RAP, a positive dust control system shall be utilized.

HMA plants utilizing RAP shall be capable of automatically recording and printing the following information.

(a) Drier Drum Plants

- (1) Date, month, year, and time to the nearest minute for each print.
- (2) HMA Mix number assigned by the Department
- (3) Accumulated weight of dry aggregate (combined or individual) in tons (metric tons) to the nearest 0.1 ton (0.1 metric ton)
- (4) Accumulated dry weight of RAP in tons (metric tons) to the nearest 0.1 ton (0.1 metric ton)
- (5) Accumulated mineral filler in revolutions, tons (metric tons), etc. to the nearest 0.1 unit.
- (6) Accumulated asphalt binder in gallons (liters), tons (metric tons), etc. to the nearest 0.1 unit.
- (7) Residual asphalt binder in the RAP material (per size) as a percent of the total mix to the nearest 0.1 unit.
- (8) Aggregate and RAP moisture compensators in percent as set on the control panel (Required when accumulated or individual aggregate and RAP are printed in wet condition).

(b) Batch Plants

- (1) Date, month, year, and time to the nearest minute for each print.
- (2) HMA mix number assigned by the Department.
- (3) Individual virgin aggregate hot bin batch weights to the nearest pound (kilogram)
- (4) Mineral filler weight to the nearest pound (kilogram).
- (5) Individual RAP Aggregate weight to the nearest pound (kilogram).
- (6) Virgin asphalt binder weight to the nearest pound (kilogram)

- (7) Residual asphalt binder of each RAP size material as a percent of the total mix to the nearest 0.1 percent.

The printouts shall be maintained in a file at the plant for a minimum of one year or as directed by the Engineer and shall be made available upon request. The printing system will be inspected by the Engineer prior to production and verified at the beginning of each construction season thereafter.

**1031.08 RAP in Aggregate Surface Course and Aggregate Shoulders.** The use of RAP in aggregate surface course and aggregate shoulders shall be as follows.

- (a) Stockpiles and Testing. RAP stockpiles may be any of those listed in Article 1031.02, except "Other". The testing requirements of Article 1031.03 shall not apply.
- (b) Gradation. One hundred percent of the RAP material shall pass the 1 1/2 in. (37.5 mm) sieve. The RAP material shall be reasonably well graded from coarse to fine. RAP material that is gap-graded or single sized will not be accepted."

**EPOXY COATING ON REINFORCEMENT (DISTRICT ONE)**

Effective: January 1, 2007

Revised: July 20, 2010

For work outside the limits of bridge approach pavement, all references in the Highway Standards and Standard Specifications for reinforcement, dowel bars and tie bars in pavement, shoulders, curb, gutter, combination curb and gutter and median, and chair supports for CRC pavement, shall be epoxy coated, unless noted on the plan.

## **USE OF RECLAIMED ASPHALT SHINGLES (RAS) (D-1)**

Effective: August 15, 2010

**Description.** Reclaimed Asphalt Shingles (RAS) meeting Type 1 or Type 2 requirements will be permitted in SMA and "Other" HMA mixtures as specified herein. RAS shall be a clean and uniform material with a maximum of 1.5 percent foreign material (i.e. material other than aggregate, asphalt binder and fiberglass or cellulose fibers). All RAS used shall come from a BMPR approved processing facility.

**Definitions.** RAS shall meet either Type 1 or Type 2 requirements as specified herein.

- (a) Type 1. Type 1 RAS shall be processed, preconsumer asphalt shingle waste resulting from the manufacture of residential asphalt roofing shingles.
- (b) Type 2. Type 2 RAS shall be processed post-consumer shingles only, salvaged from residential, or four unit or less dwellings not subject to the National Emission Standards for Hazardous Air Pollutants (NESHAP).

**Stockpiles.** RAS shall be ground and processed to 100 percent passing the 3/8 in. sieve. RAS shall be uniform in gradation and asphalt binder content and meet the testing requirements specified herein. Type 1 and Type 2 RAS shall be stockpiled separately and shall not be intermingled. Each stockpile shall be signed indicating what type of RAS is present.

Unless otherwise approved by the Engineer, mechanically blending a maximum of 5.0 percent by weight of the aggregate blend in HMA design, manufactured sand (FM20 or FM 22) with the processed RAS will be permitted to improve workability. The sand shall be "B Quality" or better from an approved Aggregate Gradation Control System source. The sand shall be accounted for in the mix design and during HMA production.

Records identifying the shingle processing facility supplying the RAS, RAS type and lot number shall be filed by Department contract number and kept for a minimum of 3 years.

**Testing.** RAS shall be sampled and tested during stockpiling.

For testing during stockpiling, washed extraction samples shall be run at the minimum frequency of one sample per 200 tons (180 metric tons) for the first 1000 tons (900 metric tons) and one sample per 500 tons (450 metric tons) thereafter. A minimum of five tests shall be required for stockpiles less than 1000 tons (900 metric tons).

Before extraction, each field sample shall be split to obtain two samples of test sample size. One of the two test samples from the final split shall be labeled and stored for Department use. The Contractor shall extract the other test sample according to Department procedure. The Engineer reserves the right to test any sample (split or Department-taken) to verify Contractor test results.

Evaluation of Test Results. All of the extraction results shall be compiled and averaged for asphalt binder content and gradation and, when applicable  $G_{mm}$ . Individual extraction test results, when compared to the averages, will be accepted if within the tolerances listed below.

Parameter	RAS
No. 8 (2.36 mm)	± 5 %
No. 16 (1.18 mm)	± 5 %
No. 30 (600 μm)	± 4%
No. 200 (75 μm)	± 2.0 %
Asphalt Binder Content	± 1.5 %
$G_{mm}$	± 0.04

If more than 20 percent of the individual sieves are out of the gradation tolerances, or if more than 20 percent of the asphalt binder content test results fall outside the specified tolerance, the RAS shall not be used in HMA unless the RAS representing the failing tests is removed from the stockpile. All test data and acceptance ranges shall be sent to the District for evaluation.

**Use of RAS in HMA.** Type 1 or Type 2 RAS may be used in Stone Matrix Asphalt and HMA "All Other" mixtures.

(a) SMA and IL-4.75

(1) The maximum allowable RAS usage in SMA and IL 4.75 shall be as follows:

- a. RAS shall not exceed 5.0 percent by total mass of total mix.
- b. If used in conjunction with Reclaimed Asphalt Pavement (RAP) the contribution of asphalt binder from the RAS and RAP combined shall not exceed 20 percent of the total asphalt binder.

(2) The virgin asphalt binder grade shall be as follows:

Mix Type	Percent RAS/RAP Asphalt Binder Replacement			
	< 10%		10-20%	
	Type 1	Type 2	Type 1	Type 2
SMA or IL 4.75 mm Mix	PG 76-28	PG76-28	PG 70-28	PG 70-28

b) HMA "All Other"

(1) The maximum allowable RAS usage in HMA "All Other" mixtures shall be as follows:

- a. RAS shall not exceed 5.0 percent by total weight of mix.
- b. If used in conjunction with Reclaimed Asphalt Pavement (RAP) the contribution of asphalt binder from the RAS and RAP combined shall not exceed 40 percent of the total asphalt binder.

(2) Virgin asphalt binder grade shall be as follows:

	Percent RAS Asphalt Binder Replacement			
	< 20%		20-40%	
Mix Type	Type 1	Type 2	Type 1	Type 2
"All Other"	PG 58-22	PG58-28	PG 58-28	PG 58-28

**HMA Mix Designs.** RAS and RAS/RAP designs shall be submitted for volumetric verification. Type 1 and Type 2 RAS are not interchangeable in a mix design.

**HMA Production.** If the QC/QA test results for the HMA mixture containing RAS or RAS/RAP require corrective action after the AJMF has been established, the Contractor shall cease production of the mixture and either switch to the virgin aggregate design or submit a new RAS or RAS/RAP design.

RAS shall be incorporated into the HMA mixture either by a separate weight depletion system or by using the RAP weigh belt. Either feed system shall be interlocked with the aggregate feed or weigh system to maintain correct proportions for all rates of production and batch sizes. The portion of RAS shall be controlled accurately to within  $\pm 0.5$  percent of the amount of RAS utilized. When using the weight depletion system, flow indicators or sensing devices shall be provided and interlocked with the plant controls such that mixture production is halted when RAS flow is interrupted.

When producing HMA containing RAS, a positive dust control system shall be utilized.

HMA plants utilizing RAS shall be capable of automatically recording and printing the following information.

(a) Dryer Drum Plants.

- (1) Date, month, year, and time to the nearest minute for each print.
- (2) HMA mix number assigned by the Department.
- (3) Accumulated weight of dry aggregate (combined or individual) in tons (metric tons) to the nearest 0.1 ton (0.1 metric ton).
- (4) Accumulated dry weight of RAS in tons (metric tons) to the nearest 0.1 ton (0.1 metric ton).

- (5) Accumulated mineral filler in revolutions, tons (metric tons), etc. to the nearest 0.1 unit.
- (6) Accumulated asphalt binder in gallons (liters), tons (metric tons), etc. to the nearest 0.1 unit.
- (7) Residual asphalt binder in the RAS material as a percent of the total mix to the nearest 0.1 percent.
- (8) Aggregate and RAS moisture compensators in percent as set on the control panel. (Required when accumulated or individual aggregate and RAS are printed in wet condition.)

(b) Batch Plants.

- (1) Date, month, year, and time to the nearest minute for each print.
- (2) HMA mix number assigned by the Department.
- (3) Individual virgin aggregate hot bin batch weights to the nearest pound (kilogram).
- (4) Mineral filler weight to the nearest pound (kilogram).
- (5) RAS weight to the nearest pound (kilogram).
- (6) Virgin asphalt binder weight to the nearest pound (kilogram).
- (7) Residual asphalt binder in the RAS material as a percent of the total mix to the nearest 0.1 percent.

The printouts shall be maintained in a file at the plant for a minimum of one year or as directed by the Engineer and shall be made available upon request. The printing system will be inspected by the Engineer prior to production and verified at the beginning of each construction season thereafter."



**METROPOLITAN WATER RECLAMATION DISTRICT  
OF GREATER CHICAGO**

INFORMATION PAMPHLET: Construction Under MWRD Sewer Permits

SUBJECT: Permit No. 10-041 Date of Issue: APR 01 2010

Project: Grand Avenue Streetscape Stage II

Location: Grand Ave. (Des Plaines River to Oak St.), Village of River Grove, IL

The above permit was issued on the date indicated and copies of the permit are being mailed as follows:

Both copies of the permit, together with the permit drawings are mailed to the Permittee.

One copy of the permit together with the permit drawings is mailed to the Permittee and one copy is mailed to the designated individual.

If you need any assistance or if you have any questions at any time involving this project or other related matters, please call the Local Sewer Systems Section (Telephone (312) 751-3260). Requirements governing sewer construction are contained in the Sewer Permit Ordinance and the Manual of Procedures for the Administration of the Sewer Permit Ordinance (Manual). Your cooperation is solicited and your attention is invited to the following:

1. Read carefully the conditions of the permit and the special conditions that may have been included. If you object to any of the special conditions, return the permit with a letter indicating your non-acceptance, but do not proceed with the construction. Construction constitutes acceptance of the special conditions.
2. Prior to the beginning of construction, advance notice of at least two working days is required. For your protection, a written notice by certified mail is preferable, provided the notice is received at least two working days in advance of construction. At a minimum, a telephone call to the Local Sewer Systems field office is required two working days in advance of the construction start. (Telephone (708) 588-4055). Work on direct connections to MWRD facilities shall not be started without the presence of a MWRD representative.
3. On small projects (e.g., building connection) our inspectors should, as a general rule, visit the job in the first part of the same day of the job start. Please look for him. If he does not appear on the job, chances are we have not received the advance notice. It is worth your while to check, or better yet, make another call.
4. A copy of the approved permit together with the permit drawings must be kept at the job site at all times while construction is in progress.
5. No sewer shall be backfilled unless it has been inspected and approved by the Inspection Engineer or his authorized representative and the backfilling authorized by him.

# SEWERAGE SYSTEM PERMIT

MWRDGC Permit No.

**10-041**

METROPOLITAN WATER RECLAMATION DISTRICT  
OF GREATER CHICAGO  
100 EAST ERIE, CHICAGO, ILLINOIS, 60611  
312-751-5600

LOCAL SEWER SYSTEMS  
http://www.mwrdd.org

MAR 11 PM 2:37

**INSTRUCTIONS FOR COMPLETING PERMIT FORM:** Submit four typed copies of permit application (eight pages) and any required schedules listed below; do not leave any blank spaces; use "X" for checking applicable information. Also submit four copies of location map and plans. Submit two copies of specifications, if specifications are not part of the plan sheets. Address all correspondence to the Local Sewer Systems Section; for any inquiries or assistance, telephone (312) 751-3260.

## NAME AND LOCATION:

Name of project (as shown on plans): Grand Avenue Streetscape Stage II

Location of Project (street address or with respect to two major streets): Grand Avenue from

Des Plaines River to Oak Street and from Hessing Street to Webster Avenue

Municipality (Township, if unincorporated) Village of River Grove

Section #: 26, Township 40 N, Range 12 E.

Is project in MWRDGC combined Yes  No

**SERVICE BASIN**  
**STICKNEY WRP**

## DOCUMENTS BEING SUBMITTED

- Basic Information (Required in all cases) .....Schedule A (Page 4 of 8)
- Sewer Summary (Required in all cases) .....Schedule B (Page 5 of 8)
- Sewer Connections (Required in all cases) .....Schedule C (Page 6 of 8)
- Detention Facilities .....Schedule D (2 Pages)
- Lift Station and/or Force Main .....Schedule E (1 Page)
- Characteristics of Waste Discharges .....Schedule F (1 Page)
- Treatment or Pre-treatment Facilities .....Schedule G (2 Pages)
- Certification Relative to Compliance with Art. 4-1, 6-2d, & 6-3b .....Schedule H (1 Page)
- Affidavit Relative to Compliance with Art. 4-1, 6-2d, & 6-3b .....Schedule J (1 Page)
- Affidavit of Disclosure of Property Interest .....Schedule K (2 Pages)
- Notice of Requirements for Storm Water Detention .....Schedule L (2 Pages)
- Current Survey of Property Interests .....Exhibit A

**OTHER DOCUMENTS:** Indicate title, number of pages and originator Plans entitled "Grand Avenue Streetscape Stage II"; dated March 2, 2010; applicable pages 1-3, 8-13, & 16; prepared by Edwin Hancock Engineering Company

## NOTE: ATTACH FEE PAYMENT VOUCHER AND PAYMENT IF APPLICABLE

MWRDGC USE ONLY  
Application received: **MAR 11 2010** Permit issued: **APR 01 2010** WRP

56

## GENERAL CONDITIONS OF THE PERMIT

1. **Adequacy of Design.** The schedules, plans, specifications and all other data and documents submitted for this permit are made a part hereof. The responsibility for the adequacy of the design shall rest solely with the Design Engineer and the issuing of this permit shall not relieve him of that responsibility. The issuance of this permit shall not be construed as approval of the concept or construction details of the proposed facilities and shall not absolve the Permittee, Co-permittee or Design Engineer of their respective responsibilities.
2. **Joint Construction and Operation Permits.** Unless otherwise stated by the Special Conditions, the issuance of this permit shall be a joint construction and operation permit provided all General, Standard and Special Conditions are complied with.
3. **Allowable Discharges.** Discharges into the sanitary sewer system constructed under this permit shall consist of sanitary sewage only. Unless otherwise stated by the Special Conditions, there shall be no discharge of industrial wastes under this permit. Storm waters shall not be permitted to enter the sanitary sewer system. Without limiting the general prohibition of the previous sentence, roof and footing drains shall not be connected to the sanitary sewer system.
4. **Construction Inspection.** All sewer construction shall be inspected and approved by a Registered Professional Engineer acting on behalf of the Permittee or the owner of the project, or by a duly authorized and competent representative of the Professional Engineer. No sewer trenches shall be backfilled except as authorized by the Inspection Engineer after having inspected and approved the sewer installation.
5. **Maintenance.** The sewer connections, lines, systems or facilities constructed hereunder or serving the facilities constructed hereunder shall be properly maintained and operated at all times in accordance with all applicable requirements. It is understood that the responsibility for maintenance shall run as a joint and several obligation against the property served, the owner and/or the operator of the facilities, and said responsibility shall not be discharged nor in any way affected by change of ownership of said property.

## MWRDGC STANDARD CONDITIONS

6. **Indemnification.** The Permittee shall be solely responsible for and shall defend, indemnify and save harmless the Metropolitan Water Reclamation District of Greater Chicago (hereinafter MWRDGC) from and against any and all claims, costs, damages, or expenses the MWRDGC may suffer, incur, sustain or become liable for on account of any injury to, or death of, any person or persons, or any damage to, or destruction of, any real or personal property that may be caused by the

construction, use, state of repair; operation and maintenance of the proposed facilities, arising out of or in consequence of the issuance of this permit. Without limiting the generality of the preceding sentence, the provisions of this paragraph shall extend to indemnify and save harmless the MWRDGC from any claims or damages arising out of or in connection with the termination or revocation of this permit.

7. **Construction by MWRDGC.** Permittee understands and acknowledges that the MWRDGC has the right and power to construct and extend sewer service facilities and render such services within the area to be served by the project for which this permit is issued, and that by the MWRDGC constructing and extending such sewer service facilities and rendering such services, the facilities constructed by the Permittee under this permit may decrease in value, become useless or of no value whatsoever, the Permittee may also sustain a loss of business, income and profits. Therefore, by accepting this permit and acting thereon, the Permittee, for itself, its successors and assigns, does remise, release and forever discharge the MWRDGC of any and all claims whatsoever which Permittee may now have or hereafter acquire and which Permittee's successors and assigns hereafter can, shall, or may have against the MWRDGC for all losses and damages, either direct or indirect, claimed to have been incurred by reason of the construction or extension at any time hereafter by the MWRDGC of sewer service facilities in the service area contemplated by this permit, the rendering of such services, which MWRDGC facilities and services decrease the value of the facilities constructed by the Permittee under this permit, make same useless or of no value whatsoever, including but not limited to, any and all damages arising under Illinois Revised Statutes, Chapter 42, Section 339; the taking of private property for public use without due compensation; the interference with the contracts of Permittee; the interference with Permittee's use and enjoyment of its land; and the decrease in value of Permittee's land.
8. **Third Parties.** This permit does not grant the right or authority to the Permittee: (a) to construct or encroach upon any lands of the MWRDGC or of any other parties, (b) to construct outside of the territorial boundaries of the MWRDGC, (c) to construct or encroach upon the territorial boundaries of any units of local government within the MWRDGC, (d) to connect to or discharge into or be served by (directly or indirectly) any sewer or sewer system owned or operated by third parties.
9. **Costs.** It is expressly stipulated and clearly understood that the sewerage system or facilities for which the permit is issued shall be constructed, operated and maintained at no cost to the MWRDGC.
10. **Other Construction.** The MWRDGC reserves the right, privilege and authority to permit others to reconstruct, change, alter and replace all sewers and

appurtenances thereto at the point of connection of any sewerage system to an MWRDGC interceptor and/or in public right-of-ways of MWRDGC easements, and to introduce additional sewage flow through this connection into the intercepting sewer of said MWRDGC.

- 11. **Change of Use.** This permit shall be incorporated in the Building and Occupancy Permit for the building or buildings served under this permit. The owner or occupant of any building served under this permit shall not cause, or permit, a change of use of the building to a use other than that indicated in this permit without first having obtained a written permission from the General Superintendent of the MWRDGC.
- 12. **Interceptors Overloading.** The MWRDGC hereby serves notice that its interceptors may flow full and may surcharge, and flooding of the proposed system may occur. The Permittee agrees that the proposed systems shall be constructed, operated and maintained at the sole risk of the Permittee.
- 13. **Non-Transferability.** This permit may not be assigned or transferred without the written consent of the General Superintendent of the MWRDGC.
- 14. **Termination.** It is understood and agreed that in the event the Permittee shall default in or fail to perform and carryout any of the covenants, conditions and provisions of this permit and such default or violation shall continue for sixty (60) days after receipt or notice thereof in writing given by the General Superintendent of the MWRDGC, then it shall be lawful for the MWRDGC at or after the expiration of said sixty (60) days to declare said permit terminated. The Permittee agrees that immediately upon receipt of written notice of such termination it will stop all operations, discontinue any discharges and disconnect the sewerage system or facilities constructed under this permit. If the Permittee fails to do so, the MWRDGC shall have the right to disconnect said system. The Permittee hereby agrees to pay for any costs incurred by the MWRDGC for said disconnection. The various rights and remedies of the MWRDGC contained in this permit shall be construed as cumulative, and no one of them shall be construed as exclusive of any one or more of the others or exclusive of any other rights or remedies allowed by applicable rules, regulations, ordinances and laws. An election by the MWRDGC to enforce any one or more of its rights or remedies shall not be construed as a waiver of the rights of the MWRDGC to pursue any other rights or remedies provided under the terms and provisions of this permit or under any applicable rules, regulations, ordinances or laws.
- 15. **Expiration.** This permit shall expire if construction has not started within one (1) year from the date of issue. Construction under an expired permit is deemed construction without a permit. All construction under this permit shall be completed within two (2) years after start of construction. If conditions so warrant, an

extension may be granted. For publicly funded projects (e.g. special assessments) the one(1) year period indicated will be considered from the date of final court action.

- 16. **Revocation.** In issuing this permit, the MWRDGC has relied upon the statements and representations made by the Permittee or his agent. Any incorrect statements or representations shall be cause for revocation of this permit, and all the rights of the Permittee hereunder shall immediately become null and void.
- 17. **Advance Notice.** Prior to commencement of construction under this permit, the Permittee shall give the MWRDGC an advance notice of at least two working days. When advance notice is given, the Permittee shall provide the permit number, municipality and location.
- 18. **Compliance with Plans and Specifications.** All construction shall be in accordance with the plans and specifications submitted for this permit and made a part hereof. No changes in, or deviation from the plans and specifications which affect capacity, maintenance, design requirements, service area or permit requirements shall be permitted unless revised plans shall have been submitted to, and approved by the MWRDGC. The permit together with a set of the plans and specifications (revised plans and specifications, if any) shall be kept on the job site at all times during construction until final inspection and approval by the MWRDGC.
- 19. **Testing and Approval.** All construction under this permit shall be subject to inspection, testing and approval by the MWRDGC. All testing shall be made, or caused to be made, by the Permittee at no cost to the MWRDGC and in the presence of the MWRDGC representative. Upon satisfactory completion of construction, the Permittee and the owner shall submit, or cause to be submitted, a completion certificate and request for approval on the form prescribed by the MWRDGC. No sewer or other facilities shall be put in service until all the conditions of the permit have been satisfactorily met.
- 20. **Record Drawings.** Within sixty (60) days after final inspection and approval by the MWRDGC, the Permittee shall furnish, or cause to be furnished to the MWRDGC, a set of Record drawings, or a statement that the project was constructed in accordance with the original plans and specifications.
- 21. **Compliance with Rules and Regulations.** The Permittee here by expressly assumes all responsibilities for meeting the requirements of all applicable rules, regulations, ordinances and laws of Local, State and Federal authorities. Issuance of this permit shall not constitute a waiver of any applicable requirements.

**SCHEDULE A**  
**BASIC INFORMATION**

MWRDGC Permit No.

**10 - 041**

1. NAME OF PROJECT Grand Avenue Streetscape Stage II  
(as shown on the plans)

2. APPURTENANCES (check all applicable items)

- Siphon
- Stream Crossing
- Drop Manholes
- Direct Connections to MWRDGC

3. RECEIVING SANITARY SEWER SYSTEM

A. System that project will connect to is:  
 Existing       Proposed /Under Construction → MWRDGC Permit # \_\_\_\_\_

B. List owners of all sewers from project to MWRDGC  
Village of River Grove

4. EXISTING LIFT STATION

No    Yes → Receiving system includes existing lift station  
If yes, indicate location \_\_\_\_\_

5. FLOOD PLAIN

Is any part of the project area in a flood plain?  
 No    Yes      Percentage of area in flood plain 0 %  
Flood crest elevation N/A ft.  
Identify any manholes in flood plain: \_\_\_\_\_

6. SIZE OF PROJECT

- A. What is the size of this project? N/A Acres (Street R.O.W.)
- B. Total contiguous ownership, including project N/A acres
- C. Existing impervious area within project N/A acres
- D. New impervious area created within project N/A acres

7. DETENTION

A. Is detention provided under this permit?  
 No    Yes → Detention required by:  MWRDGC    Other

B. Is project in the service area of existing detention reservoir?  
 No    Yes → MWRDGC Permit No. \_\_\_\_\_

59

**SCHEDULE B**  
**SEWER SUMMARY**  
**COMPLETE IN ALL CASES**

MWRDGC Permit No

**10-041**

PROJECT NAME: Grand Avenue Streetscape Stage II  
(as shown on the plans)

1. Sewer Summary, including all building service sewers, stubs and risers:  
 Include all sewers in combined sewer area  
 Include all sanitary sewers in separate sewer area

Pipe Size in.	10" Storm (to Combined Sewer)	8" Storm (to Combined Sewer)			
Total length ft.	130	65			
Min. slope used -%	1.00	1.00			
Pipe Material *	ASTM D-2241, Joints ASTM D-3139 and F-477	ASTM D-2241, Joints ASTM D-3139 and F-477			
Total manholes	5 Catch Basin 12 Inlets 2 Type C Catch Basins <i>6 Reconstruct</i>				
Total cleanouts	0				

\* Pipe material and joint specifications must be shown on plans. See Manual of Procedures for acceptable specifications.

2. NATURE OF PROJECT (Check all that apply)

- Project is publicly financed
- Sewer system serving a subdivision
- Off-site trunk sewer to serve subdivision
- Sewer extension to serve future development
- Storm sewers in combined sewer area
- Service connections to serve buildings (Schedule C)
- Other \_\_\_\_\_

SEWER EXTENSIONS

If any part of the proposed project is designed to service future connections (not included in Schedule C), check es below and submit service area map and estimate of population equivalent to be served.

- NO
- YES →  Service area map
- P.E. estimate submitted

**SCHEDULE - C**

MWRDGC Permit No.

**10-041**

**SEWER CONNECTIONS**

(FILL OUT ALL SECTIONS THAT APPLY)

**1. BUILDING CONNECTION DATA**

**A. RESIDENTIAL BUILDINGS N/A**

<input type="checkbox"/> Single Family	Total dwelling units *	_____	
	Number of sewer connections *	_____	PE** _____
<input type="checkbox"/> Multi Family	Total dwelling units *	_____	
	Number of sewer connections *	_____	PE** _____

**B. COMMERCIAL & RECREATIONAL BUILDINGS**

<input type="checkbox"/> Number of sewer connections	_____	PE** _____
--	-------	------------

**C. INDUSTRIAL BUILDINGS**

<input type="checkbox"/> Number of sewer connections	_____	PE** _____
--	-------	------------

\* Each sanitary line exiting a building is a connection

\*\* Population Equivalent

**2. BUILDING USE - (Check all that apply) N/A**

**A. COMMERCIAL & RECREATIONAL**

- Food preparation or processing (install grease separator)
- Auto service (install triple basin)
- Auto wash (install mud basin)
- Swimming pool (provide pool plans)
- Other \_\_\_\_\_

**B. INDUSTRIAL BUILDINGS**

- Sewer connections will receive domestic sewage only
- Industrial waste is produced

**NOTE:** If industrial waste is produced, submit Schedule F & Schedule G and plumbing plans along with flow diagram for pretreatment system.

61

# ENGINEERING CERTIFICATIONS

MWRDGC Permit No. \_\_\_\_\_


**10-041**

**CERTIFICATE BY DESIGN ENGINEER:** I hereby certify that the project described herein has been designed in accordance with the requirements set forth in this application and all applicable ordinances, rules, regulations, Local, State and Federal laws, and design criteria of the issuing authority; that the storm drainage and sanitary sewer system designed for this project are proper and adequate; that where the design involves one or more connections to a existing local sewer system, the capacity of said system has been examined and the system is found to be adequate to transport the wastewater that will be added through the proposed sewer without violating any provisions of the Illinois Environmental Protection Act or the rules and regulations thereunder.

Comments, if any: \_\_\_\_\_

Engineering Firm: Edwin Hancock Engineering Co. Telephone: 708-865-0300

Address: 9933 Roosevelt Road City: Westchester Zip: 60154

 Signature: \_\_\_\_\_ Date: 1/25/2010  
Chris Baker, PE (Name and Title)


**CERTIFICATE BY MUNICIPAL OR SYSTEM ENGINEER:** The application and the drawings, together with other data being submitted with this application, have been examined by me and are found to be in compliance with all applicable requirements. The manner of drainage is satisfactory and proper. The existing local sewer system to which the project discharges has been examined and the system is found to be adequate to transport the wastewater that will be added through the proposed sewer without violating any provisions of the Illinois Environmental Protection Act or the rules and regulations thereunder.

I hereby certify that the project area is within the municipal corporate limits.  YES  NO

Owner of Local Sewer System: Village of River Grove

Municipal Engineer: Edwin Hancock Engineering Company Telephone: 708-865-0300


Address: 9933 Roosevelt Road City: Westchester Zip: 60154

 Signature: \_\_\_\_\_ Date: 1/25/2010  
Chris Baker, PE (Name and Title)

**CERTIFICATE BY INSPECTION ENGINEER:** I hereby certify that construction of the project will be in substantial compliance with the data and the plans submitted with this application; that approval will be obtained from the issuing authority prior to making any changes that would affect capacity, maintenance, design requirements, service area or the permit requirements; that a set of RECORD drawings, signed and sealed by the undersigned Engineer will be furnished to the MWRDGC within sixty (60) days after testing and approval by the District of the completed work.

Engineering Firm: Edwin Hancock Engineering Company Telephone: 708-865-0300

Address: 9933 Roosevelt Road City: Westchester Zip: 60154

 Signature: \_\_\_\_\_ Date: 1/25/2010  
Chris Baker, PE (Name and Title)

62



# SPECIAL CONDITIONS

MWRDGC Permit No.

**10 041**

This permit is issued subject to the MWRDGC's General Conditions, Standard Conditions and the following Special Conditions:

NONE  SEE ATTACHED


If permit is granted:



- Please return two (2) copies of the permit to the Permittee; or  
 Please mail one (1) copy to Permittee and one (1) copy to the person designated below:

Name: Edwin Hancock Engineering Company, Attn: Chris Baker, PE

Address: 9933 Roosevelt Road, Westchester, Illinois 60154

**CERTIFICATE BY APPLICANTS:** We have read and thoroughly understand the conditions and requirements of this permit application, and agree to conform to the permit conditions and other applicable requirements of the MWRDGC. It is understood that construction hereunder, after the permit is granted, shall constitute acceptance by the applicants of any Special Conditions that may be placed hereon by the MWRDGC. It is further understood that this application shall not constitute a permit until it is approved, signed and returned by the Chief Engineer of the MWRDGC.

PERMITTEE	CO-PERMITTEE
The project area is within municipal corporate limits. <input checked="" type="checkbox"/> Yes <input type="checkbox"/> No <input type="checkbox"/> Not Applicable	(Co-Permittee is Property Owner) Title to property is held in a land trust: <input type="checkbox"/> Yes <input type="checkbox"/> No If yes, Co-Permittee shall be beneficiary with Power of Direction
Municipality <u>Village of River Grove</u>	Owner _____
Address <u>2621 Thatcher Avenue</u>	Address _____
City <u>River Grove, IL</u> Zip <u>60171</u>	City _____ Zip _____
Signature 	Signature _____
Name <u>Frank Calistro</u> (Print)	Name _____ (Print)
Title <u>Comptroller</u>	Title _____
Date <u>3/10/10</u> Phone <u>708-453-8000</u>	Date _____ Phone _____

REVIEW AND APPROVAL BY THE MWRDGC	
Reviewed by: 	Date <u>APR 01 2010</u>
<small>(Local Sewer Systems)</small>	
Approved for Issue:	
Approved by: 	Date <u>APR 01 2010</u>
<small>(For the Chief Engineer)</small>	

## **SPECIAL CONDITIONS FOR MWRD PERMIT NO. 10-041**

1. This permit does not serve as, substitute for, or preclude the need for any permit/permission/authorization which may be required for the project from the Illinois Environmental Protection Agency.
2. The proposed restrictor(s) as shown on the plans is provided in accordance with local requirements.
3. Except for foundation/footing drains provided to protect buildings, drain tiles/field tiles/underdrains/perforated pipes are not allowed to discharge directly or indirectly to storm sewers, combined sewers, or sanitary sewers tributary to combined sewers in combined sewer areas. Construction of new facilities of this type is prohibited in combined sewer areas. Existing field/drain tiles and perforated drains encountered during construction in the project area shall be plugged or removed from the site and shall not be reconnected to combined sewers, sanitary sewers, or storm sewers tributary to the combined sewer system.
4. Construction under this permit consists of storm sewers only.



Route Grand Avenue
Section 10-00095-00-SW
County Cook

Marked Rte. FAU 1376
Project No. TE-00D1 (823)
Contract No. 63511

This plan has been prepared to comply with the provisions of the NPDES Permit Number ILR10, issued by the Illinois Environmental Protection Agency for storm water discharges from Construction Site Activities.

I certify under penalty of law that this document and all attachments were prepared under my direction or supervision in accordance with a system designed to assure that qualified personnel properly gathered and evaluated the information submitted. Based on my inquiry of the person or persons who manage the system, or those persons directly responsible for gathering the information, the information submitted is, to the best of my knowledge and belief, true, accurate and complete. I am aware that there are significant penalties for submitting false information, including the possibility of fine and imprisonment for knowing violations.

Mark D. Lucas, PE

Print Name

Village Engineer

Title

Village of River Grove

Agency

Handwritten signature of Mark D. Lucas

Signature

7-23-10

Date

I. Site Description:

A. The following is a description of the project location:

Improvement to Grand Avenue from the Des Plaines River to Oak Street and from Hessing Street to Webster Avenue, within the Village of River Grove.

B. The following is a description of the construction activity which is the subject of this plan:

Paving Brick Sidewalk, driveway, parkway and pavement removal and replacement & storm sewer installation.

C. The following is a description of the intended sequence of major activities which will disturb soils for major portions of the construction site, such as grubbing, excavation and grading:

Installation of Sediment Control Measures (Inlet Protection), Pavement removal, Installation of Storm Sewer, Road Construction, Final Stabilization.

D. The total area of the construction site is estimated to be 2.3 acres.

The total area of the site that is estimated will be disturbed by excavation, grading or other activities is 2.0 acres.

E. The following is a weighted average of the runoff coefficient for this project after construction activities are completed:

0.90

F. The following is a description of the soil types found at the project site followed by information regarding their erosivity:

The site is primarily "Built Up" and consists of impervious materials. The soil types have not been classified as erosive type.

Handwritten initials 'LS'

G. The following is a description of potentially erosive areas associated with this project:

The existing area is almost entirely impervious and as such there are no potentially erosive areas associated with the project.

H. The following is a description of soil disturbing activities, their locations, and their erosive factors (e.g. steepness of slopes, length of slopes, etc):

The soil disturbing activities include excavation of existing curb and exposure of a clay subgrade. Disturbance will also occur in existing sodded parkways and topsoils beneath.

The site is a very flat site (less than 2 percent slopes) and does not contain any major slopes.

I. See the erosion control plans and/or drainage plans for this contract for information regarding drainage patterns, approximate slopes anticipated before and after major grading activities, locations where vehicles enter or exit the site and controls to prevent offsite sediment tracking (to be added after contractor identifies locations), areas of soil disturbance, the location of major structural and non-structural controls identified in the plan, the location of areas where stabilization practices are expected to occur, surface waters (including wetlands) and locations where storm water is discharged to surface water including wetlands.

J. The following is a list of receiving water(s) and the ultimate receiving water(s), and areal extent of wetland acreage at the site. The location of the receiving waters can be found on the erosion and sediment control plans:

Stormwater runoff will enter drainage structures after passing through proposed inlet filters and will travel through storm sewers to the receiving water, the DesPlaines River.

K. The following pollutants of concern will be associated with this construction project:

- |   |   |
|---|---|
| <input checked="" type="checkbox"/> Soil Sediment             | <input type="checkbox"/> Petroleum (gas, diesel, oil, kerosene, hydraulic oil / fluids) |
| <input checked="" type="checkbox"/> Concrete                  | <input type="checkbox"/> Antifreeze / Coolants  |
| <input checked="" type="checkbox"/> Concrete Truck Waste      | <input type="checkbox"/> Waste water from cleaning construction equipment               |
| <input checked="" type="checkbox"/> Concrete Curing Compounds | <input type="checkbox"/> Other (specify)  |
| <input type="checkbox"/> Solid Waste Debris                   | <input type="checkbox"/> Other (specify)  |
| <input type="checkbox"/> Paints                               | <input type="checkbox"/> Other (specify)  |
| <input type="checkbox"/> Solvents                             | <input type="checkbox"/> Other (specify)  |
| <input checked="" type="checkbox"/> Fertilizers / Pesticides  | <input type="checkbox"/> Other (specify)  |

## II. Controls:

This section of the plan addresses the controls that will be implemented for each of the major construction activities described in I.C. above and for all use areas, borrow sites, and waste sites. For each measure discussed, the contractor will be responsible for its implementation as indicated. The contractor shall provide to the resident engineer a plan for the implementation of the measures indicated. The contractor, and subcontractors, will notify the resident engineer of any proposed changes, maintenance, or modifications to keep construction activities compliant with the permit. Each such contractor has signed the required certification on forms which are attached to, and are a part of, this plan:

### A. Erosion and Sediment Controls

- 1. Stabilized Practices:** Provided below is a description of interim and permanent stabilization practices, including site specific scheduling of the implementation of the practices. Site plans will ensure that existing vegetation is preserved where attainable and disturbed portions of the site will be stabilized. Stabilization practices may include but are not limited to: temporary seeding, permanent seeding, mulching, geotextiles, sodding, vegetative buffer strips, protection of trees, preservation of mature vegetation, and other appropriate measures. Except as provided below in II(A)(1)(a) and II(A)(3), stabilization measures shall be initiated as soon as practicable in portions of the site where construction activities have temporarily or permanently ceased, but in no case more than 7 days after the construction activity in that portion of the site has temporarily or permanently ceases on all disturbed portions of the site where construction will not occur for a period of 14 or more calendar days.

- a. Where the initiation of stabilization measures by the 7<sup>th</sup> day after construction activity temporarily or permanently ceases is precluded by snow cover, stabilization measures shall be initiated as soon as practicable thereafter.

The following Stabilization Practices will be used for this project:

- |  |   |
|--|---|
| <input type="checkbox"/> Preservation of Mature Vegetation | <input type="checkbox"/> Erosion Control Blanket / Mulching |
| <input type="checkbox"/> Vegetated Buffer Strips           | <input checked="" type="checkbox"/> Sodding                 |
| <input type="checkbox"/> Protection of Trees               | <input type="checkbox"/> Geotextiles                        |
| <input type="checkbox"/> Temporary Erosion Control Seeding | <input type="checkbox"/> Other (specify)                    |
| <input type="checkbox"/> Temporary Turf (Seeding, Class 7) | <input type="checkbox"/> Other (specify)                    |
| <input type="checkbox"/> Temporary Mulching                | <input type="checkbox"/> Other (specify)                    |
| <input type="checkbox"/> Permanent Seeding                 | <input type="checkbox"/> Other (specify)                    |

Describe how the Stabilization Practices listed above will be utilized:

After the parkway work is completed, the parkways will be restored and sodding will be performed as soon as possible.

2. **Structural Practices:** Provided below is a description of structural practices that will be implemented, to the degree attainable, to divert flows from exposed soils, store flows or otherwise limit runoff and the discharge of pollutants from exposed areas of the site. Such practices may include but are not limited to: perimeter erosion barrier, earth dikes, drainage swales, sediment traps, ditch checks, subsurface drains, pipe slope drains, level spreaders, storm drain inlet protection, rock outlet protection, reinforced soil retaining systems, gabions, and temporary or permanent sediment basins. The installation of these devices may be subject to Section 404 of the Clean Water Act.

The following Structural Practices will be used for this project:

- |  |  |
|--|--|
| <input type="checkbox"/> Perimeter Erosion Barrier               | <input type="checkbox"/> Rock Outlet Protection                                      |
| <input type="checkbox"/> Temporary Ditch Check                   | <input type="checkbox"/> Riprap  |
| <input checked="" type="checkbox"/> Storm Drain Inlet Protection | <input type="checkbox"/> Gabions   |
| <input type="checkbox"/> Sediment Trap                           | <input type="checkbox"/> Slope Mattress  |
| <input type="checkbox"/> Temporary Pipe Slope Drain              | <input type="checkbox"/> Retaining Walls   |
| <input type="checkbox"/> Temporary Sediment Basin                | <input type="checkbox"/> Slope Walls   |
| <input type="checkbox"/> Temporary Stream Crossing               | <input type="checkbox"/> Concrete Revetment Mats                                     |
| <input type="checkbox"/> Stabilized Construction Exits           | <input type="checkbox"/> Level Spreaders   |
| <input type="checkbox"/> Turf Reinforcement Mats                 | <input checked="" type="checkbox"/> Other (specify) Strategic location of stockpiles |
| <input type="checkbox"/> Permanent Check Dams                    | <input type="checkbox"/> Other (specify)   |
| <input type="checkbox"/> Permanent Sediment Basin                | <input type="checkbox"/> Other (specify)   |
| <input type="checkbox"/> Aggregate Ditch                         | <input type="checkbox"/> Other (specify)   |
| <input type="checkbox"/> Paved Ditch                             | <input type="checkbox"/> Other (specify)   |

Describe how the Structural Practices listed above will be utilized:

Inlet controls will be installed at each drainage structure to prevent material from entering the storm sewer system. The inlet controls consist of bagged inserts with replaceable reinforced filter bags, to trap sediment and debris. The inlet controls will be inspected weekly, or after 0.5" rain, and cleaned when 75% full.

Stockpiles including stone, topsoil, or debris will be placed off of the curbline and away from drainage structures to ensure proper drainage of roadway. The slopes of the stockpile will not exceed 2:1 to prevent erosion. The topsoil stockpiles are to be removed within the working day or tarped when inclement weather is forecasted.

3. **Storm Water Management:** Provided below is a description of measures that will be installed during the construction process to control pollutants in storm water discharges that will occur after construction operations have been completed. The installation of these devices may be subject to Section 404 of the Clean Water Act.

627

- a. Such practices may include but are not limited to: storm water detention structures (including wet ponds), storm water retention structures, flow attenuation by use of open vegetated swales and natural depressions, infiltration of runoff on site, and sequential systems (which combine several practices).

The practices selected for implementation were determined on the basis of the technical guidance in Section 59-8 (Erosion and Sediment Control) in Chapter 59 (Landscape Design and Erosion Control) of the Illinois Department of Transportation Bureau of Design and Environment Manual. If practices other than those discussed in Section 59-8 are selected for implementation or if practices are applied to situations different from those covered in Section 59-8, the technical basis for such decisions will be explained below.

- b. Velocity dissipation devices will be placed at discharge locations and along the length of any outfall channel as necessary to provide a non-erosive velocity flow from the structure to a water course so that the natural physical and biological characteristics and functions are maintained and protected (e.g. maintenance of hydrologic conditions such as the hydroperiod and hydrodynamics present prior to the initiation of construction activities).

#### Description of Storm Water Management Controls.

Existing and proposed catch basins will be utilized to collect sediment and prevent it from entering the storm sewer system, and ultimately the Des Plaines River.

#### 4. Other Controls:

- a. Vehicle Entrances and Exits – Stabilized construction entrances and exits must be constructed to prevent tracking of sediments onto roadways.

The contractor will provide the resident engineer with a written plan identifying the location of stabilized entrances and exits and the procedures (s)he will use to construct and maintain them.

- b. Material Delivery, Storage, and Use – The following BMPs shall be implemented to help prevent discharges of construction materials during delivery, storage, and use:
  - All products delivered to the project site must be properly labeled.
  - Water tight shipping containers and/or semi trailers shall be used to store hand tools, small parts, and most construction materials that can be carried by hand, such as paint cans, solvents, and grease.
  - A storage/containment facility should be chosen for larger items such as drums and items shipped or stored on pallets. Such material is to be covered by a tin roof or large sheets of plastic to prevent precipitation from coming in contact with the products being stored.
  - Large items such as light stands, framing materials and lumber shall be stored in the open in a general storage area. Such material shall be elevated with wood blocks to minimize contact with storm water runoff.
  - Spill clean-up materials, material safety data sheets, an inventory of materials, and emergency contact numbers shall be maintained and stored in one designated area and each Contractor is to inform his/her employees and the resident engineer of this location.
- c. Stockpile Management – BMPs shall be implemented to reduce or eliminate pollution of storm water from stockpiles of soil and paving materials such as but not limited to portland cement concrete rubble, asphalt concrete, asphalt concrete rubble, aggregate base, aggregate sub base, and pre-mixed aggregate. The following BMPs may be considered:
  - Perimeter Erosion Barrier
  - Temporary Seeding
  - Temporary Mulch
  - Plastic Covers
  - Soil Binders
  - Storm Drain Inlet Protection

The contractor will provide the resident engineer with a written plan of the procedures (s)he will use on the project and how they will be maintained.

- d. Waste Disposal. No materials, including building materials, shall be discharged into Waters of the State, except as authorized by a Section 404 permit.
- e. The provisions of this plan shall ensure and demonstrate compliance with applicable State and/or local waste disposal, sanitary sewer or septic system regulations.
- f. The contractor shall provide a written and graphic plan to the resident engineer identifying where each of the above areas will be located and how they are to be managed.

## 5. Approved State or Local Laws

The management practices, controls and provisions contained in this plan will be in accordance with IDOT specifications, which are at least as protective as the requirements contained in the Illinois Environmental Protection Agency's Illinois Urban Manual, 1995. Procedures and requirements specified in applicable sediment and erosion site plans or storm water management plans approved by local officials shall be described or incorporated by reference in the space provided below. Requirements specified in sediment and erosion site plans, site permits, storm water management site plans or site permits approved by local officials that are applicable to protecting surface water resources are, upon submittal of an NOI, to be authorized to discharge under permit ILR10 incorporated by reference and are enforceable under this permit even if they are not specifically included in the plan.

Description of procedures and requirements specified in applicable sediment and erosion site plans or storm water management plans approved by local officials:

The Village of River Grove is currently a MS4 Community with a storm water management plan. This work will be governed by both the MS4 plan requirements and IDOT specifications. In the event of a conflict between the two documents, the Engineer shall determine the governing document.

## III. Maintenance:

The following is a description of procedures that will be used to maintain, in good and effective operating conditions, the vegetation, erosion and sediment control measures and other protective measures identified in this plan. The resident engineer will provide maintenance guides to the contractor for the practices associated with this project.

The erosion and sediment control measures will be maintained as provided in Section II (A)(2) and inspected by the Engineer as provided below in Section IV. Any deficiencies will be noted to the Contractor and shall be corrected.

## IV. Inspections:

Qualified personnel shall inspect disturbed areas of the construction site which have not yet been finally stabilized, structural control measures, and locations where vehicles and equipment enter and exit the site. Such inspections shall be conducted at least once every seven (7) calendar days and within 24 hours of the end of a storm that is 0.5 inches or greater or equivalent snowfall.

- A. Disturbed areas, use areas (storage of materials, stockpiles, machine maintenance, fueling, etc.), borrow sites, and waste sites shall be inspected for evidence of, or the potential for, pollutants entering the drainage system. Erosion and sediment control measures identified in the plan shall be observed to ensure that they are operating correctly. Discharge locations or points that are accessible, shall be inspected to ascertain whether erosion control measures are effective in preventing significant impacts to receiving waters. Locations where vehicles enter or exit the site shall be inspected for evidence of off site sediment tracking.
- B. Based on the results of the inspection, the description of potential pollutant sources identified in section I above and pollution prevention measures identified in section II above shall be revised as appropriate as soon as practicable after such inspection. Any changes to this plan resulting from the required inspections shall be implemented within ½ hour to 1 week based on the urgency of the situation. The resident engineer will notify the contractor of the time required to implement such actions through the weekly inspection report.
- C. A report summarizing the scope of the inspection, name(s) and qualifications of personnel making the inspection, the date(s) of the inspection, major observations relating to the implementation of this storm water pollution prevention plan, and actions taken in accordance with section IV(B) shall be made and retained as part of the plan for at least three (3) years after the date of the inspection. The report shall be signed in accordance with Part VI. G of the general permit.

69

- D. If any violation of the provisions of this plan is identified during the conduct of the construction work covered by this plan, the resident engineer shall notify the appropriate IEPA Field Operations Section office by email at: [epa.swnoncomp@illinois.gov](mailto:epa.swnoncomp@illinois.gov), telephone or fax within 24 hours of the incident. The resident Engineer shall then complete and submit an "Incidence of Noncompliance" (ION) report for the identified violation within 5 days of the incident. The resident engineer shall use forms provided by the Illinois Environmental Protection Agency and shall include specific information on the cause of noncompliance, actions which were taken to prevent any further causes of noncompliance, and a statement detailing any environmental impact which may have resulted from the noncompliance. All reports of noncompliance shall be signed by a responsible authority in accordance with Part VI. G of the general permit.

The Incidence of Non-Compliance shall be mailed to the following address:

Illinois Environmental Protection Agency  
Division of Water Pollution Control  
Attn: Compliance Assurance Section  
1021 North Grand East  
Post Office Box 19276  
Springfield, Illinois 62794-9276

#### V. Non-Storm Water Discharges:

Except for flows from fire fighting activities, sources of non-storm water that is combined with storm water discharges associated with the industrial activity addressed in this plan must be described below. Appropriate pollution prevention measures, as described below, will be implemented for the non-storm water component(s) of the discharge.

- A. Spill Prevention and Control – BMPs shall be implemented to contain and clean-up spills and prevent material discharges to the storm drain system. The contractor shall produce a written plan stating how his/her company will prevent, report, and clean up spills and provide a copy to all of his/her employees and the resident engineer. The contractor shall notify all of his/her employees on the proper protocol for reporting spills. The contractor shall notify the resident engineer of any spills immediately.
- B. Concrete Residuals and Washout Wastes – The following BMPs shall be implemented to control residual concrete, concrete sediments, and rinse water:
- Temporary Concrete Washout Facilities shall be constructed for rinsing out concrete trucks. Signs shall be installed directing concrete truck drivers where designated washout facilities are located.
  - The contractor shall have the location of temporary concrete washout facilities approved by the resident engineer.
  - All temporary concrete washout facilities are to be inspected by the contractor after each use and all spills must be reported to the resident engineer and cleaned up immediately.
  - Concrete waste solids/liquids shall be disposed of properly.
- C. Litter Management – A proper number of dumpsters shall be provided on site to handle debris and litter associated with the project. The Contractor is responsible for ensuring his/her employees place all litter including marking paint cans, soda cans, food wrappers, wood lathe, marking ribbon, construction string, and all other construction related litter in the proper dumpsters.
- D. Vehicle and Equipment Cleaning – Vehicles and equipment are to be cleaned in designated areas only, preferably off site.
- E. Vehicle and Equipment Fueling – A variety of BMPs can be implemented during fueling of vehicles and equipment to prevent pollution. The contractor shall inform the resident engineer as to which BMPs will be used on the project. The contractor shall inform the resident engineer how (s)he will be informing his/her employees of these BMPs (i.e. signs, training, etc.). Below are a few examples of these BMPs:
- Containment
  - Spill Prevention and Control
  - Use of Drip Pans and Absorbents
  - Automatic Shut-Off Nozzles
  - Topping Off Restrictions



- Leak Inspection and Repair

F. Vehicle and Equipment Maintenance – On site maintenance must be performed in accordance with all environmental laws such as proper storage and no dumping of old engine oil or other fluids on site.

**VI. Failure to Comply:**

Failure to comply with any provisions of this Storm Water Pollution Prevention Plan will result in the implementation of a National Pollutant Discharge Elimination System/Erosion and Sediment Control Deficiency Deduction against the contractor and/or penalties under the NPDES permit which could be passed onto the contractor.

71



The Resident Engineer is to make copies of this form and every contractor and sub-contractor will be required to complete their own separate form.

Route Grand Avenue
Section 10-00095-00-SW
County Cook

Marked Rt. FAU 1376
Project No. TE-00D1 (823)
Contract No. 63511

This certification statement is part of the Storm Water Pollution Prevention Plan for the project described below, in accordance with General NPDES Permit No. ILR10 issued by the Illinois Environmental Protection Agency.

I certify under penalty of law that I understand the terms of the general National Pollutant Discharge Elimination System (NPDES) permit (ILR 10) that authorizes the storm water discharges associated with industrial activity from the construction site identified as part of this certification.

In addition, I have read and understand all of the information and requirements stated in the Storm Water Pollution Prevention Plan for the above mentioned project; I have provided all documentation required to be in compliance with the ILR10 and Storm Water Pollution Prevention Plan and will provide timely updates to these documents as necessary.

Contractor checkbox

Sub-Contractor checkbox

Print Name
Title
Name of Firm
Street Address

Signature
Date
Telephone
City/State/ZIP

Handwritten number 72

ILLINOIS ENVIRONMENTAL PROTECTION AGENCY  
NOTICE OF INTENT (NOI)  
GENERAL PERMIT TO DISCHARGE STORM WATER  
CONSTRUCTION SITE ACTIVITIES

OWNER INFORMATION

Company/Owner Name: Village of River Grove  
Mailing Address: 2621 Thatcher Ave Phone: 708-453-8000  
City: River Grove State: IL Zip: 60171 Fax: 708-453-0671  
Contact Person: Frank Calistro E-mail: \_\_\_\_\_  
Owner Type: (select one)  Private  City  Federal  County  Special District  State  
MS4 Community:  Yes  No

CONTRACTOR INFORMATION

Contractor Name: \_\_\_\_\_  
Mailing Address: \_\_\_\_\_ Phone: \_\_\_\_\_  
City: \_\_\_\_\_ State: \_\_\_\_\_ Zip: \_\_\_\_\_ Fax: \_\_\_\_\_

CONSTRUCTION SITE INFORMATION

Select One:  New  Change of information for: ILR10 \_\_\_\_\_  
Project Name: Grand Avenue Streetscape Stage II County: Cook  
Street Address: Grand Avenue City: River Grove IL Zip: 60171  
Latitude: 41 46 30 Longitude: 87 50 00 26 40N 12E  
(Deg) (Min) (Sec) (Deg) (Min) (Sec) Section Township Range  
Approximate Construction Start Date Apr 1, 2011 Approximate Construction End Date Sep 2, 2011

Total size of construction site in acres: 2.3  
If less than 1 acre, is the site part of a larger common plan of development?  
 Yes  No

Fee Schedule for Construction Sites:  
Less than 5 acres - \$250  
5 or more acres - \$750

STORM WATER POLLUTION PREVENTION PLAN

Has the Storm Water Pollution Prevention Plan been submitted to Agency?  Yes  No  
(Submit SWPPP electronically to: [epa.constilr10swppp@illinois.gov](mailto:epa.constilr10swppp@illinois.gov))

Location of SWPPP for viewing: Address: 9933 Roosevelt Road City: Westchester  
SWPPP contact information: Inspector qualifications:  
Contact Name: Chris Baker P.E.  
Phone: 708-865-0300 Fax: 708-865-1212 E-mail: cbaker@ehancock.com  
Project inspector, if different from above Inspector qualifications:  
Inspector's Name: \_\_\_\_\_  
Phone: \_\_\_\_\_ Fax: \_\_\_\_\_ E-mail: \_\_\_\_\_

For Office Use Only

Log:  
Permit No. ILR10 \_\_\_\_\_  
Date:

73

ILLINOIS ENVIRONMENTAL PROTECTION AGENCY  
NOTICE OF INTENT (NOI)  
GENERAL PERMIT TO DISCHARGE STORM WATER  
CONSTRUCTION SITE ACTIVITIES

TYPE OF CONSTRUCTION (select one)

Industrial  Residential  Commercial  Reconstruction  Transportation  Other

SIC Code: \_\_\_\_\_

Type a detailed description of the project:

Replacement of defective curb and gutter and concrete sidewalk with new combination curb and gutter and a brick paver sidewalk.

HISTORIC PRESERVATION AND ENDANGERED SPECIES COMPLIANCE

Has the project been submitted to the following state agencies to satisfy applicable requirements for compliance with Illinois law on:

Historic Preservation Agency  Yes  No

Endangered Species  Yes  No

RECEIVING WATER INFORMATION

Does your storm water discharge directly to:  Waters of the State or  Storm Sewer

Owner of storm sewer system: Village of River Grove

Name of closest receiving water body to which you discharge: Des Plaines River

I certify under penalty of law that this document and all attachments were prepared under my direction and supervision in accordance with a system designed to assure that qualified personnel properly gather and evaluate the information submitted. Based on my inquiry of the person or persons who manage this system, or those persons directly responsible for gathering the information, the information submitted is, to the best of my knowledge and belief, true, accurate, and complete. I am aware that there are significant penalties for submitting false information, including the possibility of fine and imprisonment. In addition, I certify that the provisions of the permit, including the development and implementation of a storm water pollution prevention plan and a monitoring program plan, will be complied with.

Owner Signature: \_\_\_\_\_

Date: 3-22-10

*Any person who knowingly makes a false, fictitious, or fraudulent material statement, orally or in writing, to the Illinois EPA commits a Class 4 felony. A second or subsequent offense after conviction is a Class 3 felony. (415 ILCS 5/44(h))*

Mail completed form to: Illinois Environmental Protection Agency  
Division of Water Pollution Control  
Attn: Permit Section  
Post Office Box 19276  
Springfield, Illinois 62794-9276

For Office Use Only

Log:  
Permit No. ILR10 \_\_\_\_\_  
Date:

Or submit electronically to: [epa.constilr10swppp@illinois.gov](mailto:epa.constilr10swppp@illinois.gov)

Information required by this form must be provided to comply with 415 ILCS 5/39 (1996). Failure to do so may prevent this form from being processed and could result in your application being denied. This form has been approved by the Forms Management Center.

## INSTRUCTIONS FOR COMPLETION OF CONSTRUCTION ACTIVITY NOTICE OF INTENT (NOI) FORM

Please adhere to the following instructions:

Submit original, electronic or facsimile copies. Facsimile and/or electronic copies should be followed-up with submission of an original signature copy as soon as possible. Please write "copy" under the "For Office Use Only" box in the lower right hand corner.

Submit completed forms to:

Illinois Environmental Protection Agency  
Division of Water Pollution Control  
Permit Section  
Post Office Box 19276  
Springfield, Illinois 62794-9276  
or call (217)782-0610  
www.epa.state.il.us

**Reports must be typed or printed legibly and signed.**

Any facility that is not presently covered by the General NPDES Permit for Storm Water Discharges From Construction Site Activities is considered a new facility.

If this is a change in your facility information, renewal, etc., please fill in your permit number on the appropriate line, changes of information or permit renewal notifications do not require a fee.

**NOTE: FACILITY LOCATION IS NOT NECESSARILY THE FACILITY MAILING ADDRESS, BUT SHOULD DESCRIBE WHERE THE FACILITY IS LOCATED.**

Use the formats given in the following examples for correct form completion.

	Example	Format
Section	12	1 or 2 numerical digits
Township	12N	1 or 2 numerical digits followed by "N" or "S"
Range	12W	1 or 2 numerical digits followed by "E" or "W"

For the Name of Closest Receiving Waters, do not use terms such as ditch or channel. For unnamed tributaries, use terms which include at least a named main tributary such as "Unnamed Tributary to Sugar Creek to Sangamon River."

Submission of initial fee and an electronic submission of Storm Water Pollution Prevention Plan (SWPPP) for Initial Permit prior to the Notice of Intent being considered complete for coverage by the ILR10 General Permits. Please make checks payable to: Illinois EPA at the above address.

Construction sites with less than 5 acres of land disturbance - fee is \$250.

Construction sites with 5 or more acres of land disturbance - fee is \$750.

SWPPP should be submitted electronically to: [epa.constilr10swppp@illinois.gov](mailto:epa.constilr10swppp@illinois.gov) When submitting electronically, use Project Name and City as indicated on NOI form.

State of Illinois  
Department of Transportation  
Bureau of Local Roads and Streets

SPECIAL PROVISION  
FOR  
COOPERATION WITH UTILITIES

Effective: January 1, 1999  
Revised: January 1, 2007

All references to Sections or Articles in this specification shall be construed to mean specific Section or Article of the Standard Specifications for Road and Bridge Construction, adopted by the Department of Transportation.

Replace Article 105.07 of the Standard Specifications with the following:

**"105.07 Cooperation with Utilities.** The adjustment of utilities consists of the relocation, removal, replacement, rearrangements, reconstruction, improvement, disconnection, connection, shifting, new installation or altering of an existing utility facility in any manner.

When the plans or special provisions include information pertaining to the location of underground utility facilities, such information represents only the opinion of the Department as to the location of such utilities and is only included for the convenience of the bidder. The Department assumes no responsibility in respect to the sufficiency or the accuracy of the information shown on the plans relative to the location of the underground utility facilities.

Utilities which are to be adjusted shall be adjusted by the utility owner or the owner's representative or by the Contractor as a contract item. Generally, arrangements for adjusting existing utilities will be made by the Department prior to project construction; however, utilities will not necessarily be adjusted in advance of project construction and, in some cases, utilities will not be removed from the proposed construction limits. When utility adjustments must be performed in conjunction with construction, the utility adjustment work will be shown on the plans and/or covered by Special Provisions.

When the Contractor discovers a utility has not been adjusted by the owner or the owner's representative as indicated in the contract documents, or the utility is not shown on the plans or described in the Special Provisions as to be adjusted in conjunction with construction, the Contractor shall not interfere with said utility, and shall take proper precautions to prevent damage or interruption of the utility and shall promptly notify the Engineer of the nature and location of said utility.

All necessary adjustments, as determined by the Engineer, of utilities not shown on the plans or not identified by markers, will be made at no cost to the Contractor except traffic structures, light poles, etc., that are normally located within the proposed construction limits as hereinafter defined will not be adjusted unless required by the proposed improvement.

- (a) Limits of Proposed Construction for Utilities Paralleling the Roadway. For the purpose of this Article, limits of proposed construction for utilities extending in the same longitudinal direction as the roadway, shall be defined as follows:
- (1) The horizontal limits shall be a vertical plane, outside of, parallel to, and 600 mm (2 ft) distant at right angles from the plan or revised slope limits.
- In cases where the limits of excavation for structures are not shown on the plans, the horizontal limits shall be a vertical plane 1.2 m (4 ft) outside the edges of structure footings or the structure where no footings are required.
- (2) The upper vertical limits shall be the regulations governing the roadbed clearance for the specific utility involved.
  - (3) The lower vertical limits shall be the top of the utility at the depth below the proposed grade as prescribed by the governing agency or the limits of excavation, whichever is less.
- (b) Limits of Proposed Construction for Utilities Crossing the Roadway. For the purpose of this Article, limits of proposed construction for utilities crossing the roadway in a generally transverse direction shall be defined as follows:
- (1) Utilities crossing excavations for structures that are normally made by trenching such as sewers, underdrains, etc. and all minor structures such as manholes, inlets, foundations for signs, foundations for traffic signals, etc., the limits shall be the space to be occupied by the proposed permanent construction unless otherwise required by the regulations governing the specific utility involved.
  - (2) For utilities crossing the proposed site of major structures such as bridges, sign trusses, etc., the limits shall be as defined above for utilities extending in the same general direction as the roadway.

The Contractor may make arrangements for adjustment of utilities outside of the limits of proposed construction provided the Contractor furnishes the Department with a signed agreement with the utility owner covering the adjustments to be made. The cost of any adjustments made outside the limits of proposed construction shall be the responsibility of the Contractor unless otherwise provided.

The Contractor shall request all utility owners to field locate their facilities according to Article 107.31. The Engineer may make the request for location from the utility after receipt of notice from the Contractor. On request, the Engineer will make an inspection to verify that the utility company has field located its facilities, but will not assume responsibility for the accuracy of such work. The Contractor shall be responsible for maintaining the excavations or markers provided by the utility owners. This field location procedure may be waived if the utility owner has stated in writing to the Department it is satisfied the construction plans are sufficiently accurate. If the utility owner does not submit such statement to the Department, and they do not field locate their facilities in both horizontal and vertical alignment, the Engineer will authorize the Contractor in writing to proceed to locate the facilities in the most economical and reasonable manner, subject to the approval of the Engineer, and be paid according to Article 109.04.

The Contractor shall coordinate with any planned utility adjustment or new installation and the Contractor shall take all precautions to prevent disturbance or damage to utility facilities. Any failure on the part of the utility owner, or their representative, to proceed with any planned utility adjustment or new installation shall be reported promptly by the Contractor to the Engineer orally and in writing.

The Contractor shall take all necessary precautions for the protection of the utility facilities. The Contractor shall be responsible for any damage or destruction of utility facilities resulting from neglect, misconduct, or omission in the Contractor's manner or method of execution or nonexecution of the work, or caused by defective work or the use of unsatisfactory materials. Whenever any damage or destruction of a utility facility occurs as a result of work performed by the Contractor, the utility company will be immediately notified. The utility company will make arrangements to restore such facility to a condition equal to that existing before any such damage or destruction was done.

It is understood and agreed that the Contractor has considered in the bid all of the permanent and temporary utilities in their present and/or adjusted positions.

No additional compensation will be allowed for any delays, inconvenience, or damage sustained by the Contractor due to any interference from the said utility facilities or the operation of relocating the said utility facilities.



State of Illinois  
Department of Transportation  
Bureau of Local Roads and Streets

SPECIAL PROVISION  
FOR  
INSURANCE

Effective: February 1, 2007  
Revised: August 1, 2007

All references to Sections or Articles in this specification shall be construed to mean specific Section or Article of the Standard Specifications for Road and Bridge Construction, adopted by the Department of Transportation.

The Contractor shall name the following entities as additional insured under the Contractor's general liability insurance policy in accordance with Article 107.27:

Village of River Grove - 2621 Thatcher Avenue, River Grove, IL 60171

---

---

---

---

---

---

---

---

The entities listed above and their officers, employees, and agents shall be indemnified and held harmless in accordance with Article 107.26.



**ABOVE GRADE INLET PROTECTION (BDE)**

Effective: July 1, 2009

Add the following to Article 280.02 of the Standard Specifications:

“(k) Above Grade Inlet Filter .....1081.15(i)”

Add the following paragraph after the second paragraph of Article 280.04(c) of the Standard Specifications:

“When above grade inlet filters are specified, they shall be of sufficient size to completely span and enclose the inlet structure. Prior to ordering materials, the Contractor shall determine the size of the various drainage structures being protected.”

Add the following paragraph after the second paragraph of Article 280.08(d) of the Standard Specifications:

“Protection of drainage structures with rigid inlet protection assemblies will be paid for at the contract unit price per each for ABOVE GRADE INLET FILTERS.”

Add the following to Article 1081.15 of the Standard Specifications:

“(i) Above Grade Inlet Filters. Above grade inlet filters shall consist of a rigid polyethylene frame covered with a fitted geotextile filter. A clean, used fitted filter and a used rigid polyethylene frame in good condition meeting the approval of the Engineer may be substituted for new materials. Materials for the above grade inlet filter assembly shall be according to the following.

(1) Frame Construction. Frame shall be constructed of a high density polyethylene copolymer. The design of the frame shall allow the structure to fit completely over the sewer inlet. The frame shall be a minimum of 26 in. (650 mm) tall and the top of the frame shall be designed with an opening to allow large volumes of water to pass through under high flow events. The frame shall conform to the following requirements:

Frame		
Material Property	Test Method	Value
Tensile Yield Strength	ASTM D 638	3600 psi (24.82 MPa)
Elongation at Break	ASTM D 638	>600%
Tensile-Impact Strength	ASTM D 1822	170 ft lb/sq in (230 J)
Brittleness Temperature	ASTM D 746	<-105°F (-76.11°C)
Environmental Stress Cracking	ASTM D 1693	>800 hours
Durometer Hardness, Shore A	ASTM D 2240	68

Vicat Softening Temperature	ASTM D 1525	254°F (123.33°C)
Deflection Temperature	ASTM D 648	157°F (69.44°C)
Coefficient of Linear Thermal Expansion	ASTM D 696	$7 \times 10^{-5}$ in/in/°F ( $12.6 \times 10^{-5}$ m/m/°C)
Bulk Density	ASTM D 1895	37 lbs/cu ft (592.7 kg/cu m)

- (2) Fitted Geotextile Filter. The sides of the fitted geotextile filter shall be constructed of 100 percent continuous polyester needle-punched fabric. The filter shall be fabricated to provide a direct fit to the frame. The top of the filter shall integrate a coarse screening to allow large volumes of water to pass through in the event of heavy flows. This screening shall have a minimum apparent opening of 1/2 in. (13 mm). The filter shall have integrated anti-buoyancy pockets capable of holding no less than 3.0 cu ft (0.08 cu m) of stabilization material. Each filter shall have a label with the following information sewn to or otherwise permanently adhered to the outside: manufacturer's name, product name, and lot, model or serial number. The fitted geotextile filter shall conform to the following requirements:

Fitted Geotextile Filter		
Material Property	Test Method	Minimum Avg. Roll Value
Weight	ASTM D 3776	3.0 oz/sq yd +/- 10% (71.1 grams/sq m)
Grab Tensile Strength	ASTM D 4632	80 lb min. (36.29 kg)
Grab Tensile Elongation	ASTM D 4632	50%
Bursting Strength	ASTM D 3786	150 psi min. (1.03 MPa)
Puncture Resistance	ASTM D 4833	50 lb min. (22.68 kg)
Trapezoid Tearing Strength	ASTM D 4533	30 lb min. (13.61 kg)
Apparent Opening Size	ASTM D 4751	Sieve No. 70 (0.212 mm)
Permittivity	ASTM D 4491	2.0/sec
Water Permeability	ASTM D 4491	102 gal/min/sq ft (4150 liter/min/sq m)
UV Resistance	ASTM D 4355	70% at 500 hours

- (3) Certification. The manufacturer shall furnish a certificate with each shipment of above grade inlet filter assemblies, stating the amount of product furnished and that the material complies with these requirements."

## ALKALI-SILICA REACTION FOR CAST-IN-PLACE CONCRETE (BDE)

Effective: August 1, 2007  
 Revised: January 1, 2009

Description. This special provision is intended to reduce the risk of a deleterious alkali-silica reaction in concrete exposed to humid or wet conditions. The special provision is not intended or adequate for concrete exposed to potassium acetate, potassium formate, sodium acetate or sodium formate. The special provision shall not apply to the dry environment (humidity less than 60 percent) found inside buildings for residential or commercial occupancy. The special provision shall also not apply to precast products or precast prestressed products.

Aggregate Expansion Values. Each coarse and fine aggregate will be tested by the Department for alkali reaction according to ASTM C 1260. The test will be performed with Type I or II cement having a total equivalent alkali content ( $\text{Na}_2\text{O} + 0.658\text{K}_2\text{O}$ ) of 0.90 percent or greater. The Engineer will determine the assigned expansion value for each aggregate, and these values will be made available on the Department's Alkali-Silica Potential Reactivity Rating List. The Engineer may differentiate aggregate based on ledge, production method, gradation number, or other factors. An expansion value of 0.05 percent will be assigned to limestone or dolomite coarse aggregates and 0.03 percent to limestone or dolomite fine aggregates (manufactured stone sand); however the Department reserves the right to perform the ASTM C 1260 test.

Aggregate Groups. Each combination of aggregates used in a mixture will be assigned to an aggregate group. The point at which the coarse aggregate and fine aggregate expansion values intersect in the following table will determine the group.

AGGREGATE GROUPS			
Coarse Aggregate or Coarse Aggregate Blend  ASTM C 1260 Expansion	Fine Aggregate or Fine Aggregate Blend  ASTM C 1260 Expansion		
	$\leq 0.16\%$	$> 0.16\% - 0.27\%$	$> 0.27\%$
	$\leq 0.16\%$	Group I	Group II
$> 0.16\% - 0.27\%$	Group II	Group II	Group III
$> 0.27\%$	Group III	Group III	Group IV

Mixture Options. Based upon the aggregate group, the following mixture options shall be used; however, the Department may prohibit a mixture option if field performance shows a deleterious alkali-silica reaction or Department testing indicates the mixture may experience a deleterious alkali-silica reaction.

- Group I - Mixture options are not applicable. Use any cement or finely divided mineral.
- Group II - Mixture options 1, 2, 3, 4, or 5 shall be used.
- Group III - Mixture options 1, 2 and 3 combined, 4, or 5 shall be used.

Group IV - Mixture options 1, 2 and 4 combined, or 5 shall be used.

For Class PP-3 concrete the mixture options are not applicable, and any cement may be used with the specified finely divided minerals.

- a) Mixture Option 1. The coarse or fine aggregates shall be blended to place the material in a group that will allow the selected cement or finely divided mineral to be used.

When a coarse or fine aggregate is blended, the weighted expansion value shall be calculated separately for the coarse and fine aggregate as follows:

$$\text{Weighted Expansion Value} = (a/100 \times A) + (b/100 \times B) + (c/100 \times C) + \dots$$

Where: a, b, c... = percentage of aggregate in the blend;  
A, B, C... = expansion value for that aggregate.

- b) Mixture Option 2. A finely divided mineral shall be used as described in 1), 2), 3), or 4) that follow. The replacement ratio is defined as "finely divided mineral:portland cement".

- 1) Class F Fly Ash. For Class PV, BS, MS, DS, SC, and SI concrete and cement aggregate mixture II (CAM II), Class F fly ash shall replace 15 percent of the portland cement at a minimum replacement ratio of 1.5:1.

- 2) Class C Fly Ash. For Class PV, MS, SC, and SI Concrete, Class C fly ash with 18 percent to less than 26.5 percent calcium oxide content, and less than 2.0 percent loss on ignition, shall replace 20 percent of the portland cement at a minimum replacement ratio of 1:1; or at a minimum replacement ratio of 1.25:1 if the loss on ignition is 2.0 percent or greater. Class C fly ash with less than 18 percent calcium oxide content shall replace 20 percent of the portland cement at a minimum replacement ratio of 1.25:1.

For Class PP-1, RR, BS, and DS concrete and CAM II, Class C fly ash with less than 26.5 percent calcium oxide content shall replace 15 percent of the portland cement at a minimum replacement ratio of 1.5:1.

- 3) Ground Granulated Blast-Furnace Slag. For Class PV, BS, MS, SI, DS, and SC concrete, ground granulated blast-furnace slag shall replace 25 percent of the portland cement at a minimum replacement ratio of 1:1.

For Class PP-1 and RR concrete, ground granulated blast-furnace slag shall replace 15 percent of the portland cement at a minimum replacement ratio of 1.5:1.

For Class PP-2, ground granulated blast-furnace slag shall replace 25 to 30 percent of the portland cement at a minimum replacement ratio of 1:1.

- 4) Microsilica or High Reactivity Metakaolin. Microsilica solids or high reactivity metakaolin shall be added to the mixture at a minimum 25 lb/cu yd (15 kg/cu m) or 27 lb/cu yd (16 kg/cu m) respectively.
- c) Mixture Option 3. The cement used shall have a maximum total equivalent alkali content ( $\text{Na}_2\text{O} + 0.658\text{K}_2\text{O}$ ) of 0.60 percent. When aggregate in Group II is involved, any finely divided mineral may be used with a portland cement.
- d) Mixture Option 4. The cement used shall have a maximum total equivalent alkali content ( $\text{Na}_2\text{O} + 0.658\text{K}_2\text{O}$ ) of 0.45 percent. When aggregate in Group II or III is involved, any finely divided mineral may be used with a portland cement.
- e) Mixture Option 5. The proposed cement or finely divided mineral may be used if the ASTM C 1567 expansion value is  $\leq 0.16$  percent when performed on the aggregate in the concrete mixture with the highest ASTM C 1260 test result. The ASTM C 1567 test will be valid for two years, unless the Engineer determines the materials have changed significantly. For latex concrete, the ASTM C 1567 test shall be performed without the latex. The 0.20 percent autoclave expansion limit in ASTM C 1567 shall not apply.

If during the two year time period the Contractor needs to replace the cement, and the replacement cement has an equal or lower total equivalent alkali content ( $\text{Na}_2\text{O} + 0.658\text{K}_2\text{O}$ ), a new ASTM C 1567 test will not be required.

Testing. If an individual aggregate has an ASTM C 1260 expansion value  $> 0.16$  percent, an ASTM C 1293 test may be performed by the Contractor to evaluate the Department's ASTM C 1260 test result. The ASTM C 1293 test shall be performed with Type I or II cement having a total equivalent alkali content ( $\text{Na}_2\text{O} + 0.658\text{K}_2\text{O}$ ) of 0.80 percent or greater. The interior vertical wall of the ASTM C 1293 recommended container (pail) shall be half covered with a wick of absorbent material consisting of blotting paper. If the testing laboratory desires to use an alternate container or wick of absorbent material, ASTM C 1293 test results with an alkali-reactive aggregate of known expansion characteristics shall be provided to the Engineer for review and approval. If the expansion is less than 0.040 percent after one year, the aggregate will be assigned an ASTM C 1260 expansion value of 0.08 percent that will be valid for two years, unless the Engineer determines the aggregate has changed significantly.

The Engineer reserves the right to verify a Contractor's ASTM C 1293 or 1567 test result. The Engineer will not accept the result if the precision and bias for the test methods are not met.

The laboratory performing the ASTM C 1567 test shall either be accredited by the AASHTO Materials Reference Laboratory (AMRL) for ASTM C 227 under Portland Cement Concrete or Aggregate; or shall be inspected for Hydraulic Cement - Physical Tests by the Cement and Concrete Reference Laboratory (CCRL) and shall be approved by the Department. The laboratory performing the ASTM C 1293 test shall be inspected for Portland Cement Concrete by CCRL and shall be approved by the Department.

80186

**ALKALI-SILICA REACTION FOR PRECAST AND PRECAST PRESTRESSED CONCRETE (BDE)**

Effective: January 1, 2009

Description. This special provision is intended to reduce the risk of a deleterious alkali-silica reaction in precast and precast prestressed concrete exposed to humid or wet conditions. The special provision is not intended or adequate for concrete exposed to potassium acetate, potassium formate, sodium acetate or sodium formate. The special provision shall not apply to the dry environment (humidity less than 60 percent) found inside buildings for residential or commercial occupancy. The special provision shall also not apply to cast-in-place concrete.

Aggregate Expansion Values. Each coarse and fine aggregate will be tested by the Department for alkali reaction according to ASTM C 1260. The test will be performed with Type I or II cement having a total equivalent alkali content ( $\text{Na}_2\text{O} + 0.658\text{K}_2\text{O}$ ) of 0.90 percent or greater. The Engineer will determine the assigned expansion value for each aggregate, and these values will be made available on the Department's Alkali-Silica Potential Reactivity Rating List. The Engineer may differentiate aggregate based on ledge, production method, gradation number, or other factors. An expansion value of 0.05 percent will be assigned to limestone or dolomite coarse aggregates and 0.03 percent to limestone or dolomite fine aggregates (manufactured stone sand); however the Department reserves the right to perform the ASTM C 1260 test.

Aggregate Groups. Each combination of aggregates used in a mixture will be assigned to an aggregate group. The point at which the coarse aggregate and fine aggregate expansion values intersect in the following table will determine the group.

AGGREGATE GROUPS			
Coarse Aggregate or Coarse Aggregate Blend  ASTM C 1260 Expansion	Fine Aggregate or Fine Aggregate Blend  ASTM C 1260 Expansion		
	≤ 0.16%	> 0.16% - 0.27%	> 0.27%
≤ 0.16%	Group I	Group II	Group III
> 0.16% - 0.27%	Group II	Group II	Group III
> 0.27%	Group III	Group III	Group IV

Mixture Options. Based upon the aggregate group, the following mixture options shall be used; however, the Department may prohibit a mixture option if field performance shows a deleterious alkali-silica reaction or Department testing indicates the mixture may experience a deleterious alkali-silica reaction.

- Group I - Mixture options are not applicable. Use any cement or finely divided mineral.
- Group II - Mixture options 1, 2, 3, 4, or 5 shall be used.
- Group III - Mixture options 1, 2 and 3 combined, 4, or 5 shall be used.

Group IV - Mixture options 1, 2 and 4 combined, or 5 shall be used.

- a) Mixture Option 1. The coarse or fine aggregates shall be blended to place the material in a group that will allow the selected cement or finely divided mineral to be used.

When a coarse or fine aggregate is blended, the weighted expansion value shall be calculated separately for the coarse and fine aggregate as follows:

$$\text{Weighted Expansion Value} = (a/100 \times A) + (b/100 \times B) + (c/100 \times C) + \dots$$

Where: a, b, c... = percentage of aggregate in the blend;  
A, B, C... = expansion value for that aggregate.

- b) Mixture Option 2. A finely divided mineral shall be used as described in 1), 2), 3), or 4) that follow. The replacement ratio is defined as "finely divided mineral:portland cement".
- 1) Class F Fly Ash. For Class PC concrete, precast products, and PS concrete, Class F fly ash shall replace 15 percent of the portland cement at a minimum replacement ratio of 1.5:1.
  - 2) Class C Fly Ash. For Class PC Concrete, precast products, and Class PS concrete, Class C fly ash with 18 percent to less than 26.5 percent calcium oxide content, and less than 2.0 percent loss on ignition, shall replace 20 percent of the portland cement at a minimum replacement ratio of 1:1; or at a minimum replacement ratio of 1.25:1 if the loss on ignition is 2.0 percent or greater. Class C fly ash with less than 18 percent calcium oxide content shall replace 20 percent of the portland cement at a minimum replacement ratio of 1.25:1.
  - 3) Ground Granulated Blast-Furnace Slag. For Class PC concrete, precast products, and Class PS concrete, ground granulated blast-furnace slag shall replace 25 percent of the portland cement at a minimum replacement ratio of 1:1.
  - 4) Microsilica or High Reactivity Metakaolin. Microsilica solids or high reactivity metakaolin shall be added to the mixture at a minimum 25 lb/cu yd (15 kg/cu m) or 27 lb/cu yd (16 kg/cu m) respectively.
- c) Mixture Option 3. The cement used shall have a maximum total equivalent alkali content ( $\text{Na}_2\text{O} + 0.658\text{K}_2\text{O}$ ) of 0.60 percent. When aggregate in Group II is involved, any finely divided mineral may be used with a portland cement.
- d) Mixture Option 4. The cement used shall have a maximum total equivalent alkali content ( $\text{Na}_2\text{O} + 0.658\text{K}_2\text{O}$ ) of 0.45 percent. When aggregate in Group II or III is involved, any finely divided mineral may be used with a portland cement.
- e) Mixture Option 5. The proposed cement or finely divided mineral may be used if the ASTM C 1567 expansion value is  $\leq 0.16$  percent when performed on the aggregate in



the concrete mixture with the highest ASTM C 1260 test result. The ASTM C 1567 test will be valid for two years, unless the Engineer determines the materials have changed significantly. The 0.20 percent autoclave expansion limit in ASTM C 1567 shall not apply.

If during the two year time period the Contractor needs to replace the cement, and the replacement cement has an equal or lower total equivalent alkali content ( $\text{Na}_2\text{O} + 0.658\text{K}_2\text{O}$ ), a new ASTM C 1567 test will not be required.

Testing. If an individual aggregate has an ASTM C 1260 expansion value  $> 0.16$  percent, an ASTM C 1293 test may be performed by the Contractor to evaluate the Department's ASTM C 1260 test result. The ASTM C 1293 test shall be performed with Type I or II cement having a total equivalent alkali content ( $\text{Na}_2\text{O} + 0.658\text{K}_2\text{O}$ ) of 0.80 percent or greater. The interior vertical wall of the ASTM C 1293 recommended container (pail) shall be half covered with a wick of absorbent material consisting of blotting paper. If the testing laboratory desires to use an alternate container or wick of absorbent material, ASTM C 1293 test results with an alkali-reactive aggregate of known expansion characteristics shall be provided to the Engineer for review and approval. If the expansion is less than 0.040 percent after one year, the aggregate will be assigned an ASTM C 1260 expansion value of 0.08 percent that will be valid for two years, unless the Engineer determines the aggregate has changed significantly.

The Engineer reserves the right to verify a Contractor's ASTM C 1293 or 1567 test result. The Engineer will not accept the result if the precision and bias for the test methods are not met.

The laboratory performing the ASTM C 1567 test shall either be accredited by the AASHTO Materials Reference Laboratory (AMRL) for ASTM C 227 under Portland Cement or Aggregate; or shall be inspected for Hydraulic Cement - Physical Tests by the Cement and Concrete Reference Laboratory (CCRL) and shall be approved by the Department. The laboratory performing the ASTM C 1293 test shall be inspected for Portland Cement Concrete by CCRL and shall be approved by the Department.

80213

**APPROVAL OF PROPOSED BORROW AREAS, USE AREAS, AND/OR WASTE AREAS  
(BDE)**

Effective: November 1, 2008

Revised: November 1, 2010

Replace the first paragraph of Article 107.22 of the Standard Specifications with the following:

"All proposed borrow areas, including commercial borrow areas; use areas, including, but not limited to temporary access roads, detours, runarounds, plant sites, and staging and storage areas; and/or waste areas are to be designated by the Contractor to the Engineer and approved prior to their use. Such areas outside the State of Illinois shall be evaluated, at no additional cost to the Department, according to the requirements of the state in which the area lies; and approval by the authority within that state having jurisdiction for such areas shall be forwarded to the Engineer. Such areas within Illinois shall be evaluated as described herein.

A location map delineating the proposed borrow area, use area, and/or waste area shall be submitted to the Engineer for approval along with an agreement from the property owner granting the Department permission to enter the property and conduct cultural and biological resource reconnaissance surveys of the site for archaeological resources, threatened or endangered species or their designated essential habitat, wetlands, prairies, and savannahs. The type of location map submitted shall be a topographic map, a plat map, or a 7.5 minute quadrangle map. Submittals shall include the intended use of the site and provide sufficient detail for the Engineer to determine the extent of impacts to the site. The Engineer will initiate cultural and biological resource reconnaissance surveys of the site, as necessary, at no cost to the Contractor. The Engineer will advise the Contractor of the expected time required to complete all surveys. If the proposed area is within 150 ft (45 m) of the highway right-of-way, a topographic map of the proposed site will be required as specified in Article 204.02."

80207

## CEMENT (BDE)

Effective: January 1, 2007

Revised: April 1, 2009

Revise Section 1001 of the Standard Specifications to read:

### "SECTION 1001. CEMENT

**1001.01 Cement Types.** Cement shall be according to the following.

- (a) Portland Cement. Acceptance of portland cement shall be according to the current Bureau of Materials and Physical Research's Policy Memorandum, "Portland or Blended Cement Acceptance Procedure for Qualified and Non-Qualified Plants".

Portland cement shall be according to ASTM C 150, and shall meet the standard physical and chemical requirements. Type I or Type II may be used for cast-in-place, precast, and precast prestressed concrete. Type III may be used according to Article 1020.04, or when approved by the Engineer. All other cements referenced in ASTM C 150 may be used when approved by the Engineer.

The total of all organic processing additions shall be a maximum of 1.0 percent by weight (mass) of the cement. The total of all inorganic processing additions shall be a maximum of 4.0 percent by weight (mass) of the cement. However, a cement kiln dust inorganic processing addition shall be limited to a maximum of 1.0 percent. Organic processing additions shall be limited to grinding aids that improve the flowability of cement, reduce pack set, and improve grinding efficiency. Inorganic processing additions shall be limited to granulated blast-furnace slag according to the chemical requirements of AASHTO M 302, Class C fly ash according to the chemical requirements of AASHTO M 295, and cement kiln dust.

- (b) Portland-Pozzolan Cement. Acceptance of portland-pozzolan cement shall be according to the current Bureau of Materials and Physical Research's Policy Memorandum, "Portland or Blended Cement Acceptance Procedure for Qualified and Non-Qualified Plants".

Portland-pozzolan cement shall be according to ASTM C 595 and shall meet the standard physical and chemical requirements. Type IP may be used for cast-in-place, precast, and precast prestressed concrete, except when Class PP concrete is used. The pozzolan constituent for Type IP shall be a maximum of 21 percent of the weight (mass) of the portland-pozzolan cement.

For cast-in-place construction, portland-pozzolan cement shall not be used in concrete mixtures when the air temperature is below 40 °F (4 °C) without permission of the Engineer. If permission is given, the mix design strength requirement may require the Contractor to increase the cement or eliminate the cement factor reduction for a water-

reducing or high range water-reducing admixture which is permitted according to Article 1020.05(b).

The total of all organic processing additions shall be a maximum of 1.0 percent by weight (mass) of the cement. Organic processing additions shall be limited to grinding aids as defined in (a) above. Inorganic processing additions shall be limited to cement kiln dust at a maximum of 1.0 percent.

- (c) Portland Blast-Furnace Slag Cement. Acceptance of portland blast-furnace slag cement shall be according to the current Bureau of Materials and Physical Research's Policy Memorandum, "Portland or Blended Cement Acceptance Procedure for Qualified and Non-Qualified Plants".

Portland blast-furnace slag cement shall be according to ASTM C 595 and shall meet the standard physical and chemical requirements. Type IS portland blast-furnace slag cement may be used for cast-in-place, precast, and precast prestressed concrete, except when Class PP concrete is used. The blast-furnace slag constituent for Type IS shall be a maximum of 25 percent of the weight (mass) of the portland blast-furnace slag cement.

For cast-in-place construction, portland blast-furnace slag cement shall not be used in concrete mixtures when the air temperature is below 40 °F (4 °C) without permission of the Engineer. If permission is given, the mix design strength requirement may require the Contractor to increase the cement or eliminate the cement factor reduction for a water-reducing or high range water-reducing admixture which is permitted according to Article 1020.05(b).

The total of all organic processing additions shall be a maximum of 1.0 percent by weight (mass) of the cement. Organic processing additions shall be limited to grinding aids as defined in (a) above. Inorganic processing additions shall be limited to cement kiln dust at a maximum of 1.0 percent.

- (d) Rapid Hardening Cement. Rapid hardening cement shall be used according to Article 1020.04 or when approved by the Engineer. The cement shall be on the Department's current "Approved List of Packaged, Dry, Rapid Hardening Cementitious Materials for Concrete Repairs", and shall be according to the following.

- (1) The cement shall have a maximum final set of 25 minutes, according to Illinois Modified ASTM C 191.
- (2) The cement shall have a minimum compressive strength of 2000 psi (13,800 kPa) at 3.0 hours, 3200 psi (22,100 kPa) at 6.0 hours, and 4000 psi (27,600 kPa) at 24.0 hours, according to Illinois Modified ASTM C 109.
- (3) The cement shall have a maximum drying shrinkage of 0.050 percent at seven days, according to Illinois Modified ASTM C 596.

- (4) The cement shall have a maximum expansion of 0.020 percent at 14 days, according to Illinois Modified ASTM C 1038.
- (5) The cement shall have a minimum 80 percent relative dynamic modulus of elasticity; and shall not have a weight (mass) gain in excess of 0.15 percent or a weight (mass) loss in excess of 1.0 percent, after 100 cycles, according to AASHTO T 161, Procedure B.
- (e) Calcium Aluminate Cement. Calcium aluminate cement shall be used only where specified by the Engineer. The cement shall meet the standard physical requirements for Type I cement according to ASTM C 150, except the time of setting shall not apply. The chemical requirements shall be determined according to ASTM C 114 and shall be as follows: minimum 38 percent aluminum oxide ( $Al_2O_3$ ), maximum 42 percent calcium oxide (CaO), maximum 1 percent magnesium oxide (MgO), maximum 0.4 percent sulfur trioxide ( $SO_3$ ), maximum 1 percent loss on ignition, and maximum 3.5 percent insoluble residue.

**1001.02 Uniformity of Color.** Cement contained in single loads or in shipments of several loads to the same project shall not have visible differences in color.

**1001.03 Mixing Brands and Types.** Different brands or different types of cement from the same manufacturing plant, or the same brand or type from different plants shall not be mixed or used alternately in the same item of construction unless approved by the Engineer.

**1001.04 Storage.** Cement shall be stored and protected against damage, such as dampness which may cause partial set or hardened lumps. Different brands or different types of cement from the same manufacturing plant, or the same brand or type from different plants shall be kept separate."

80166

## CONCRETE ADMIXTURES (BDE)

Effective: January 1, 2003

Revised: April 1, 2009

Replace the first paragraph of Article 1020.05(b) of the Standard Specifications to read:

"(b) Admixtures. The use of admixtures to increase the workability or to accelerate the hardening of the concrete will be permitted when approved by the Engineer. Admixture dosages shall result in the mixture meeting the specified plastic and hardened properties. The Department will maintain an Approved List of Corrosion Inhibitors. Corrosion inhibitor dosage rates shall be according to Article 1020.05(b)(12). The Department will also maintain an Approved List of Concrete Admixtures, and an admixture technical representative shall be consulted when determining an admixture dosage from this list. The dosage shall be within the range indicated on the approved list unless the influence by other admixtures, jobsite conditions (such as a very short haul time), or other circumstances warrant a dosage outside the range. The Engineer shall be notified when a dosage is proposed outside the range. To determine an admixture dosage, air temperature, concrete temperature, cement source and quantity, finely divided mineral sources(s) and quantity, influence of other admixtures, haul time, placement conditions, and other factors as appropriate shall be considered. The Engineer may request the Contractor to have a batch of concrete mixed in the lab or field to verify the admixture dosage is correct. An admixture dosage or combination of admixture dosages shall not delay the initial set of concrete by more than one hour. When a retarding admixture is required or appropriate for a bridge deck or bridge deck overlay pour, the initial set time shall be delayed until the deflections due to the concrete dead load are no longer a concern for inducing cracks in the completed work. However, a retarding admixture shall not be used to further extend the pour time and justify the alteration of a bridge deck pour sequence.

When determining water in admixtures for water/cement ratio, the Contractor shall calculate 70 percent of the admixture dosage as water, except a value of 50 percent shall be used for a latex admixture used in bridge deck latex concrete overlays."

Revise Section 1021 of the Standard Specifications to read:

### "SECTION 1021. CONCRETE ADMIXTURES

**1021.01 General.** Admixtures shall be furnished in liquid form ready for use. The admixtures shall be delivered in the manufacturer's original containers, bulk tank trucks or such containers or tanks as are acceptable to the Engineer. Delivery shall be accompanied by a ticket which clearly identifies the manufacturer and trade name of the material. Containers shall be readily identifiable as to manufacturer and trade name of the material they contain.

Corrosion inhibitors will be maintained on the Department's Approved List of Corrosion Inhibitors. All other concrete admixture products will be maintained on the Department's

Approved List of Concrete Admixtures. For the admixture submittal, a report prepared by an independent laboratory accredited by the AASHTO Materials Reference Laboratory (AMRL) for Portland Cement Concrete shall be provided. The report shall show the results of physical tests conducted no more than five years prior to the time of submittal, according to applicable specifications. However, for corrosion inhibitors the ASTM G 109 test information specified in ASTM C 1582 is not required to be from an independent lab. All other information in ASTM C 1582 shall be from an independent lab.

Tests shall be conducted using materials and methods specified on a "test" concrete and a "reference" concrete, together with a certification that no changes have been made in the formulation of the material since the performance of the tests. Per the manufacturer's option, the cement content for all required tests shall either be according to applicable specifications or 5.65 cwt/cu yd (335 kg/cu m). Compressive strength test results for six months and one year will not be required.

Prior to the approval of an admixture, the Engineer reserves the right to request a sample for testing. The test and reference concrete mixtures tested by the Engineer will contain a cement content of 5.65 cwt/cu yd (335 kg/cu m). For freeze-thaw testing, the Department will perform the test according to AASHTO T 161, Procedure B. The flexural strength test will be performed according to AASHTO T 177. If the Engineer decides to test the admixture, the manufacturer shall submit AASHTO T 197 water content and set time test results on the standard cement used by the Department. The test and reference concrete mixture shall contain a cement content of 5.65 cwt/cu yd (335 kg/cu m). The manufacturer may select their lab or an independent lab to perform this testing. The laboratory is not required to be accredited by AASHTO.

The manufacturer shall include in the submittal the following admixture information: the manufacturing range for specific gravity, the midpoint and manufacturing range for residue by oven drying, and the manufacturing range for pH. The submittal shall also include an infrared spectrophotometer trace no more than five years old.

For air-entraining admixtures according to Article 1021.02, the specific gravity allowable manufacturing range shall be established by the manufacturer and the test method shall be according to ASTM C 494. For residue by oven drying and pH, the allowable manufacturing range and test methods shall be according to ASTM C 260.

For admixtures according to Articles 1021.03, 1021.04, 1021.05, 1021.06, and 1021.07, the pH allowable manufacturing range shall be established by the manufacturer and the test method shall be according to ASTM E 70. For specific gravity and residue by oven drying, the allowable manufacturing range and test methods shall be according to ASTM C 494.

When test results are more than seven years old, the manufacturer shall re-submit the infrared spectrophotometer trace and the report prepared by an independent laboratory accredited by AASHTO.

All admixtures, except chloride-based accelerators, shall contain a maximum of 0.3 percent chloride by weight (mass).

Random field samples may be taken by the Department to verify an admixture meets specification. A split sample will be provided to the manufacturer if requested. Admixtures that do not meet specification requirements or an allowable manufacturing range established by the manufacturer shall be replaced with new material.

**1021.02 Air-Entraining Admixtures.** Air-entraining admixtures shall be according to AASHTO M 154.

**1021.03 Retarding and Water-Reducing Admixtures.** The admixture shall be according to the following.

- (a) The retarding admixture shall be according to AASHTO M 194, Type B (retarding) or Type D (water-reducing and retarding).
- (b) The water-reducing admixture shall be according to AASHTO M 194, Type A.
- (c) The high range water-reducing admixture shall be according to AASHTO M 194, Type F (high range water-reducing) or Type G (high range water-reducing and retarding).

**1021.04 Accelerating Admixtures.** The admixture shall be according to AASHTO M 194, Type C (accelerating) or Type E (water reducing and accelerating).

**1021.05 Self-Consolidating Admixtures.** The self-consolidating admixture system shall consist of either a high range water-reducing admixture only or a high range water-reducing admixture combined with a separate viscosity modifying admixture. The one or two component admixture system shall be capable of producing a concrete mixture that can flow around reinforcement and consolidate under its own weight without additional effort and without segregation.

The high range water-reducing admixture shall be according to AASHTO M 194, Type F.

The viscosity modifying admixture shall be according to ASTM C 494, Type S (specific performance).

**1021.06 Rheology-Controlling Admixture.** The rheology-controlling admixture shall be capable of producing a concrete mixture with a lower yield stress that will consolidate easier for slipform applications used by the Contractor. The rheology-controlling admixture shall be according to ASTM C 494, Type S (specific performance).

**1021.07 Corrosion Inhibitor.** The corrosion inhibitor shall be according to one of the following.



(a) Calcium Nitrite. The corrosion inhibitor shall contain a minimum 30 percent calcium nitrite by weight (mass) of solution, and shall comply with the requirements of AASHTO M 194, Type C (accelerating).

(b) Other Materials. The corrosion inhibitor shall be according to ASTM C 1582."

80094

**CONSTRUCTION AIR QUALITY – DIESEL RETROFIT (BDE)**

Effective: June 1, 2010

The reduction of emissions of particulate matter (PM) for off-road equipment shall be accomplished by installing retrofit emission control devices. The term "equipment" refers to diesel fuel powered devices rated at 50 hp and above, to be used on the jobsite in excess of seven calendar days over the course of the construction period on the jobsite (including rental equipment).

Contractor and subcontractor diesel powered off-road equipment assigned to the contract shall be retrofitted using the phased in approach shown below. Equipment that is of a model year older than the year given for that equipment's respective horsepower range shall be retrofitted:

Effective Dates	Horsepower Range	Model Year
June 1, 2010 <sup>1/</sup>	600-749	2002
	750 and up	2006
June 1, 2011 <sup>2/</sup>	100-299	2003
	300-599	2001
	600-749	2002
	750 and up	2006
June 1, 2012 <sup>2/</sup>	50-99	2004
	100-299	2003
	300-599	2001
	600-749	2002
	750 and up	2006

1/ Effective dates apply to Contractor diesel powered off-road equipment assigned to the contract.

2/ Effective dates apply to Contractor and subcontractor diesel powered off-road equipment assigned to the contract.

The retrofit emission control devices shall achieve a minimum PM emission reduction of 50 percent and shall be:

- a) Included on the U.S. Environmental Protection Agency (USEPA) *Verified Retrofit Technology List* (<http://www.epa.gov/otaq/retrofit/verif-list.htm>), or verified by the California Air Resources Board (CARB) (<http://www.arb.ca.gov/diesel/verde/verdev.htm>); or
- b) Retrofitted with a non-verified diesel retrofit emission control device if verified retrofit emission control devices are not available for equipment proposed to be used on the project, and if the Contractor has obtained a performance certification from the retrofit

device manufacturer that the emission control device provides a minimum PM emission reduction of 50 percent.

Note: Large cranes (Crawler mounted cranes) which are responsible for critical lift operations are exempt from installing retrofit emission control devices if such devices adversely affect equipment operation.

Diesel powered off-road equipment with engine ratings of 50 hp and above, which are unable to be retrofitted with verified emission control devices or if performance certifications are not available which will achieve a minimum 50 percent PM reduction, may be granted a waiver by the Department if documentation is provided showing good faith efforts were made by the Contractor to retrofit the equipment.

Construction shall not proceed until the Contractor submits a certified list of the diesel powered off-road equipment that will be used, and as necessary, retrofitted with emission control devices. The list(s) shall include (1) the equipment number, type, make, Contractor/rental company name; and (2) the emission control devices make, model, USEPA or CARB verification number, or performance certification from the retrofit device manufacturer. Equipment reported as fitted with emissions control devices shall be made available to the Engineer for visual inspection of the device installation, prior to being used on the jobsite.

The Contractor shall submit an updated list of retrofitted off-road construction equipment as retrofitted equipment changes or comes on to the jobsite. The addition or deletion of any diesel powered equipment shall be included on the updated list.

If any diesel powered off-road equipment is found to be in non-compliance with any portion of this special provision, the Engineer will issue the Contractor a diesel retrofit deficiency deduction.

Any costs associated with retrofitting any diesel powered off-road equipment with emission control devices shall be considered as included in the contract unit prices bid for the various items of work involved and no additional compensation will be allowed. The Contractor's compliance with this notice and any associated regulations shall not be grounds for a claim.

#### **Diesel Retrofit Deficiency Deduction**

When the Engineer determines that a diesel retrofit deficiency exists, a daily monetary deduction will be imposed for each calendar day or fraction thereof the deficiency continues to exist. The calendar day(s) will begin when the time period for correction is exceeded and end with the Engineer's written acceptance of the correction. The daily monetary deduction will be \$1,000.00 for each deficiency identified.

The deficiency will be based on lack of diesel retrofit emissions control.

If a Contractor accumulates three diesel retrofit deficiency deductions for the same piece of equipment in a contract period, the Contractor will be shutdown until the deficiency is corrected.

Such a shutdown will not be grounds for any extension of the contract time, waiver of penalties, or be grounds for any claim.

80261

## CONSTRUCTION AIR QUALITY - DIESEL VEHICLE EMISSIONS CONTROL (BDE)

Effective: April 1, 2009

Revised: July 1, 2009

Diesel Vehicle Emissions Control. The reduction of construction air emissions shall be accomplished by using cleaner burning diesel fuel. The term "equipment" refers to any and all diesel fuel powered devices rated at 50 hp and above, to be used on the project site in excess of seven calendar days over the course of the construction period on the project site (including any "rental" equipment).

All equipment on the jobsite, with engine ratings of 50 hp and above, shall be required to: use Ultra Low Sulfur Diesel fuel (ULSD) exclusively (15 ppm sulfur content or less).

Diesel powered equipment in non-compliance will not be allowed to be used on the project site, and is also subject to a notice of non-compliance as outlined below.

The Contractor shall submit copies of monthly summary reports and include certified copies of the ULSD diesel fuel delivery slips for diesel fuel delivered to the jobsite for the reporting time period, noting the quantity of diesel fuel used.

If any diesel powered equipment is found to be in non-compliance with any portion of this specification, the Engineer will issue the Contractor a notice of non-compliance and identify an appropriate period of time, as outlined below under environmental deficiency deduction, in which to bring the equipment into compliance or remove it from the project site.

Any costs associated with bringing any diesel powered equipment into compliance with these diesel vehicle emissions controls shall be considered as included in the contract unit prices bid for the various items of work involved and no additional compensation will be allowed. The Contractor's compliance with this notice and any associated regulations shall also not be grounds for a claim.

Environmental Deficiency Deduction. When the Engineer is notified, or determines that an environmental control deficiency exists, he/she will notify the Contractor in writing, and direct the Contractor to correct the deficiency within a specified time period. The specified time-period, which begins upon Contractor notification, will be from 1/2 hour to 24 hours long, based on the urgency of the situation and the nature of the deficiency. The Engineer shall be the sole judge regarding the time period.

The deficiency will be based on lack of repair, maintenance and diesel vehicle emissions control.

If the Contractor fails to correct the deficiency within the specified time frame, a daily monetary deduction will be imposed for each calendar day or fraction thereof the deficiency continues to exist. The calendar day(s) will begin when the time period for correction is exceeded and end

with the Engineer's written acceptance of the correction. The daily monetary deduction will be \$1,000.00 for each deficiency identified.

If a Contractor or subcontractor accumulates three environmental deficiency deductions in a contract period, the Contractor will be shutdown until the deficiency is corrected. Such a shutdown will not be grounds for any extension of contract time, waiver of penalties, or be grounds for any claim.

80237

## CONSTRUCTION AIR QUALITY - IDLING RESTRICTIONS (BDE)

Effective: April 1, 2009

Idling Restrictions. The Contractor shall establish truck-staging areas for all diesel powered vehicles that are waiting to load or unload material at the jobsite. Staging areas shall be located where the diesel emissions from the equipment will have a minimum impact on adjacent sensitive receptors. The Department will review the selection of staging areas, whether within or outside the existing highway right-of-way, to avoid locations near sensitive areas or populations to the extent possible. Sensitive receptors include, but are not limited to, hospitals, schools, residences, motels, hotels, daycare facilities, elderly housing and convalescent facilities. Diesel powered engines shall also be located as far away as possible from fresh air intakes, air conditioners, and windows. The Engineer will approve staging areas before implementation.

Diesel powered vehicle operators may not cause or allow the motor vehicle, when it is not in motion, to idle for more than a total of 10 minutes within any 60 minute period, except under any of the following circumstances:

- 1) The motor vehicle has a gross vehicle weight rating of less than 8000 lb (3630 kg).
- 2) The motor vehicle idles while forced to remain motionless because of on-highway traffic, an official traffic control device or signal, or at the direction of a law enforcement official.
- 3) The motor vehicle idles when operating defrosters, heaters, air conditioners, or other equipment solely to prevent a safety or health emergency.
- 4) A police, fire, ambulance, public safety, other emergency or law enforcement motor vehicle, or any motor vehicle used in an emergency capacity, idles while in an emergency or training mode and not for the convenience of the vehicle operator.
- 5) The primary propulsion engine idles for maintenance, servicing, repairing, or diagnostic purposes if idling is necessary for such activity.
- 6) A motor vehicle idles as part of a government inspection to verify that all equipment is in good working order, provided idling is required as part of the inspection.
- 7) When idling of the motor vehicle is required to operate auxiliary equipment to accomplish the intended use of the vehicle (such as loading, unloading, mixing, or processing cargo; controlling cargo temperature; construction operations, lumbering operations; oil or gas well servicing; or farming operations), provided that this exemption does not apply when the vehicle is idling solely for cabin comfort or to operate non-essential equipment such as air conditioning, heating, microwave ovens, or televisions.
- 8) When the motor vehicle idles due to mechanical difficulties over which the operator has no control.
- 9) The outdoor temperature is less than 32 °F (0 °C) or greater than 80 °F (26 °C).

When the outdoor temperature is greater than or equal to 32 °F (0 °C) or less than or equal to 80 °F (26 °C), a person who operates a motor vehicle operating on diesel fuel shall not cause or allow the motor vehicle to idle for a period greater than 30 minutes in any 60 minute period while waiting to weigh, load, or unload cargo or freight, unless the vehicle is in a line of vehicles that regularly and periodically moves forward.

The above requirements do not prohibit the operation of an auxiliary power unit or generator set as an alternative to idling the main engine of a motor vehicle operating on diesel fuel.

Environmental Deficiency Deduction. When the Engineer is notified, or determines that an environmental control deficiency exists based on non-compliance with the idling restrictions, he/she will notify the Contractor, and direct the Contractor to correct the deficiency.

If the Contractor fails to correct the deficiency a monetary deduction will be imposed. The monetary deduction will be \$1,000.00 for each deficiency identified.

80239



## DETERMINATION OF THICKNESS (BDE)

Effective: April 1, 2009

Revise Articles 353.12 and 353.13 of the Standard Specifications to Articles 353.13 and 353.14 respectively.

Add the following Article to the Standard Specifications:

**"353.12 Tolerance in Thickness.** The thickness of base course pay items that individually contain at least 1000 sq yd (840 sq m) of contiguous area, except for temporary construction, bike paths, and individual locations less than 500 ft (150 m) long, will be evaluated. Temporary construction is defined as those areas constructed and removed under the same contract. If the base course cannot be cored for thickness prior to placement of the cover layer(s), the Engineer will determine the thickness of the cover layer(s), and subtract them from the measured core thickness to determine the base course thickness.

The procedure described in Article 407.10(b) will be followed, except the option of correcting deficient pavement with additional lift(s) shall not apply."

Revise Article 354.09 of the Standard Specifications to read:

**"354.09 Tolerance in Thickness.** The thickness of base course widening pay items that individually contain at least 1000 sq yd (840 sq m) of contiguous area, except for temporary construction; bike paths and individual locations less than 3 ft (1 m) wide or 1000 ft (300 m) long, will be evaluated. Temporary construction is defined as those areas constructed and removed under the same contract. If the base course widening cannot be cored for thickness prior to placement of the cover layer(s), the Engineer will determine the thickness of the cover layer(s), and subtract them from the measured core thickness to determine the base course widening thickness.

The procedure described in Article 407.10(b) will be followed, except:

- (a) The width of a unit shall be the width of the widening along one edge of the pavement.
- (b) The length of the unit shall be 1000 ft (300 m).
- (c) The option of correcting deficient pavement with additional lift(s) shall not apply."

Revise Article 355.09 of the Standard Specifications to read:

**"355.09 Tolerance in Thickness.** The thickness of HMA base course pay items that individually contain at least 1000 sq yd (840 sq.m) of contiguous area, except for temporary construction; bike paths and individual locations less than 500 ft (150 m) long, will be evaluated according to Article 407.10(b). Temporary construction is defined as those areas constructed and removed under the same contract. If the base course cannot be cored for thickness prior to

placement of the cover layer(s), the Engineer will determine the thickness of the cover layer(s), and subtract them from the measured core thickness to determine the base course thickness."

Revise Article 356.07 of the Standard Specifications to read:

**"356.07 Tolerance in Thickness.** The thickness of HMA base course widening pay items that individually contain at least 1000 sq yd (840 sq m) of contiguous area, except for temporary construction; bike paths and individual locations less than 3 ft (1 m) wide or 1000 ft (300 m) long, will be evaluated according to Article 407.10(b) except, the width of a unit shall be the width of the widening along one edge of the pavement and the length of a unit shall be 1000 ft (300 m). Temporary locations are defined as those constructed and removed under the same contract. If the base course widening cannot be cored for thickness prior to placement of the cover layer(s), the Engineer will determine the thickness of the cover layer(s) and subtract them from the measured core thickness to determine the base course widening thickness."

Revise Article 407.10 of the Standard Specifications to read:

**"407.10 Tolerance in Thickness.** Determination of pavement thickness shall be performed after the pavement surface tests and corrective action have been completed according to Article 407.09. Pay adjustments made for pavement thickness will be in addition to and independent of those made for pavement smoothness. Pavement pay items that individually contain at least 1000 sq yd (840 sq m) of contiguous pavement shall be evaluated with the following exclusions: temporary pavements; variable width pavements; radius returns; short lengths of contiguous pavements less than 500 ft (125 m) in length; and constant width portions of turn lanes less than 500 ft (125 m) in length. Temporary pavements are defined as pavements constructed and removed under the same contract.

The method described in Article 407.10(a), shall be used except for those pavements constructed in areas where access to side streets and entrances necessitates construction in segments less than 1000 ft (300 m). The method described in Article 407.10(b) shall be used in areas where access to side streets and entrances necessitates construction in segments less than 1000 ft (300 m).

(a) Percent Within Limits. The percent within limits (PWL) method shall be as follows.

- (1) Lots and Sublots. The pavement will be divided into approximately equal lots of not more than 5000 ft (1500 m) in length. When the length of a continuous strip of pavement is 500 ft (150 m) or greater but less than 5000 ft (1500 m), these short lengths of pavement, ramps, turn lanes, and other short sections of continuous pavement will be grouped together to form lots approximately 5000 ft (1500 m) in length. Short segments between structures will be measured continuously with the structure segments omitted. Each lot will be subdivided into ten equal sublots. The width of a subplot and lot will be the width from the pavement edge to the adjacent lane line, from one lane line to the next, or between pavement edges for single-lane pavements.

- (2) Cores. Cores 2 in. (50 mm) in diameter shall be taken from the pavement by the Contractor, at locations selected by the Engineer. The exact location for each core will be selected at random, but will result in one core per subplot. Core locations will be specified prior to beginning the coring operations.

The Contractor and the Engineer shall witness the coring operations, as well as the measuring and recording of the core lengths. The cores will be measured with a device supplied by the Department immediately upon removal from the core bit and prior to moving to the next core location. Upon concurrence of the length, the core samples shall be disposed of according to Article 202.03.

Upon completion of each core, all water shall be removed from the hole and the hole then filled with a rapid hardening mortar or concrete. The material shall be mixed in a separate container, placed in the hole, consolidated by rodding, and struck-off flush with the adjacent pavement.

- (3) Deficient Sublot. When the length of the core in a subplot is deficient by more than ten percent of plan thickness, the Contractor may take three additional cores within that subplot at locations selected at random by the Engineer. If the Contractor chooses not to take additional cores, the pavement in that subplot shall be removed and replaced.

When the three additional cores are taken, the length of those cores will be averaged with the original core length. If the average shows the subplot to be deficient by ten percent or less, no additional action is necessary. If the average shows the subplot to be deficient by more than ten percent, the pavement in that subplot shall be removed and replaced; however, when requested in writing by the Contractor, the Engineer may permit in writing such deficient sublots to remain in place. For deficient sublots allowed to remain in place, additional lift(s) may be placed, at no additional cost to the Department, to bring the deficient pavement to plan thickness when the Engineer determines grade control conditions will permit such lift(s). The area(s) to be overlaid, material to be used, thickness(es) of the lift(s), and method of placement will be approved by the Engineer.

When a deficient subplot is removed and replaced, or additional lifts are placed, the corrected subplot shall be retested for thickness. The length of the new core taken in the subplot will be used in determining the PWL for the lot.

When a deficient subplot is left in place, and no additional lift(s) are placed, no payment will be made for the deficient subplot. The length of the original core taken in the subplot will be used in determining the PWL for the lot.

- (4) Deficient Lot. After addressing deficient sublots, the PWL for each lot will be determined. When the PWL of a lot is 60 percent or less, the pavement in that lot shall be removed and replaced; however, when requested in writing by the Contractor, the Engineer may permit in writing such deficient lots to remain in place.

For deficient lots allowed to remain in place, additional lift(s) may be placed, at no additional cost to the Department, to bring the deficient pavement to plan thickness when the Engineer determines grade control conditions will permit such lift(s). The area(s) to be overlaid, material to be used, thickness(es) of the lift(s), and method of placement will be approved by the Engineer.

When a deficient lot is removed and replaced, or additional lifts are placed, the corrected lot shall be retested for thickness. The PWL for the lot will then be recalculated based upon the new cores; however, the pay factor for the lot shall be a maximum of 100 percent.

When a deficient lot is left in place, and no additional lift(s) are placed, the PWL for the lot will not be recalculated.

- (5) Right of Discovery. When the Engineer has reason to believe the random core selection process will not accurately represent the true conditions of the work, he/she may order additional cores. The additional cores shall be taken at specific locations determined by the Engineer. The Engineer will provide notice to the Contractor containing an explanation of the reasons for his/her action. The need for, and location of, additional cores will be determined prior to commencement of coring operations.

When the additional cores show the pavement to be deficient by more than ten percent of plan thickness, more additional cores shall be taken to determine the limits of the deficient pavement and that area shall be removed and replaced; however, when requested in writing by the Contractor, the Engineer may permit in writing such areas of deficient pavement to remain in place. The area of deficient pavement will be defined using the length between two acceptable cores and the full width of the subplot. An acceptable core is a core with a length of at least 90 percent of plan thickness.

For deficient areas allowed to remain in place, additional lift(s) may be placed, at no additional cost to the Department, to bring the deficient pavement to plan thickness when the Engineer determines grade control conditions will permit such lift(s). The area(s) to be overlaid, material to be used, thickness(es) of the lift(s), and method of placement will be approved by the Engineer.

When an area of deficient pavement is removed and replaced, or additional lifts are placed, the corrected pavement shall be retested for thickness.

When an area of deficient pavement is left in place, and no additional lift(s) are placed, no payment will be made for the deficient pavement.

When the additional cores show the pavement to be at least 90 percent of plan thickness, the additional cores will be paid for according to Article 109.04.

(6) Profile Index Adjustment. After any area of pavement is removed and replaced or any additional lifts are placed, the corrected areas shall be retested for pavement smoothness and any necessary profile index adjustments and/or corrections will be made based on these final profile readings prior to retesting for thickness.

(7) Determination of PWL. The PWL for each lot will be determined as follows.

Definitions:

- $x_i$  = Individual values (core lengths) under consideration
- $n$  = Number of individual values under consideration (10 per lot)
- $\bar{x}$  = Average of the values under consideration
- LSL = Lower Specification Limit (98% of plan thickness)
- $Q_L$  = Lower Quality Index
- $s$  = Sample Standard Deviation
- PWL = Percent Within Limits

Determine  $\bar{x}$  for the lot to the nearest two decimal places.

Determine  $s$  for the lot to the nearest three decimal places using:

$$s = \sqrt{\frac{\sum(x_i - \bar{x})^2}{n-1}} \quad \text{where} \quad \sum(x_i - \bar{x})^2 = (x_1 - \bar{x})^2 + (x_2 - \bar{x})^2 + \dots + (x_{10} - \bar{x})^2$$

Determine  $Q_L$  for the lot to the nearest two decimal places using:

$$Q_L = \frac{(\bar{x} - LSL)}{s}$$

Determine PWL for the lot using the  $Q_L$  and the following table. For  $Q_L$  values less than zero the value shown in the table must be subtracted from 100 to obtain PWL.

(8) Pay Factors. The pay factor (PF) for each lot will be determined, to the nearest two decimal places, using:

$$PF \text{ (in percent)} = 55 + 0.5 (PWL)$$

If  $\bar{x}$  for a lot is less than the plan thickness, the maximum PF for that lot shall be 100 percent.

(9) Payment. Payment of incentive or disincentive for pay items subject to the PWL method will be calculated using:

$$\text{Payment} = (((TPF/100)-1) \times CUP) \times (TOTPAVT - DEFPAVT)$$

TPF = Total Pay Factor

CUP = Contract Unit Price  
TOTPAVT = Area of Pavement Subject to Coring  
DEFPAVT = Area of Deficient Pavement

The TPF for the pavement shall be the average of the PF for all the lots; however, the TPF shall not exceed 102 percent.

Area of Deficient pavement (DEFPAVT) is defined as an area of pavement represented by a subplot deficient by more than ten percent which is left in place with no additional thickness added.

Area of Pavement Subject to Coring (TOTPAVT) is defined as those pavement areas included in lots for pavement thickness determination.

PERCENT WITHIN LIMITS							
Quality Index (Q <sub>L</sub> )*	Percent Within Limits (PWL)	Quality Index (Q <sub>L</sub> )*	Percent Within Limits (PWL)	Quality Index (Q <sub>L</sub> )*	Percent Within Limits (PWL)	Quality Index (Q <sub>L</sub> )*	Percent Within Limits (PWL)
0.00	50.00	0.40	65.07	0.80	78.43	1.20	88.76
0.01	50.38	0.41	65.43	0.81	78.72	1.21	88.97
0.02	50.77	0.42	65.79	0.82	79.02	1.22	89.17
0.03	51.15	0.43	66.15	0.83	79.31	1.23	89.38
0.04	51.54	0.44	66.51	0.84	79.61	1.24	89.58
0.05	51.92	0.45	66.87	0.85	79.90	1.25	89.79
0.06	52.30	0.46	67.22	0.86	80.19	1.26	89.99
0.07	52.69	0.47	67.57	0.87	80.47	1.27	90.19
0.08	53.07	0.48	67.93	0.88	80.76	1.28	90.38
0.09	53.46	0.49	68.28	0.89	81.04	1.29	90.58
0.10	53.84	0.50	68.63	0.90	81.33	1.30	90.78
0.11	54.22	0.51	68.98	0.91	81.61	1.31	90.96
0.12	54.60	0.52	69.32	0.92	81.88	1.32	91.15
0.13	54.99	0.53	69.67	0.93	82.16	1.33	91.33
0.14	55.37	0.54	70.01	0.94	82.43	1.34	91.52
0.15	55.75	0.55	70.36	0.95	82.71	1.35	91.70
0.16	56.13	0.56	70.70	0.96	82.97	1.36	91.87
0.17	56.51	0.57	71.04	0.97	83.24	1.37	92.04
0.18	56.89	0.58	71.38	0.98	83.50	1.38	92.22
0.19	57.27	0.59	71.72	0.99	83.77	1.39	92.39
0.20	57.65	0.60	72.06	1.00	84.03	1.40	92.56
0.21	58.03	0.61	72.39	1.01	84.28	1.41	92.72
0.22	58.40	0.62	72.72	1.02	84.53	1.42	92.88
0.23	58.78	0.63	73.06	1.03	84.79	1.43	93.05
0.24	59.15	0.64	73.39	1.04	85.04	1.44	93.21
0.25	59.53	0.65	73.72	1.05	85.29	1.45	93.37
0.26	59.90	0.66	74.04	1.06	85.53	1.46	93.52
0.27	60.28	0.67	74.36	1.07	85.77	1.47	93.67
0.28	60.65	0.68	74.69	1.08	86.02	1.48	93.83
0.29	61.03	0.69	75.01	1.09	86.26	1.49	93.98
0.30	61.40	0.70	75.33	1.10	86.50	1.50	94.13
0.31	61.77	0.71	75.64	1.11	86.73	1.51	94.27
0.32	62.14	0.72	75.96	1.12	86.96	1.52	94.41
0.33	62.51	0.73	76.27	1.13	87.20	1.53	94.54
0.34	62.88	0.74	76.59	1.14	87.43	1.54	94.68
0.35	63.25	0.75	76.90	1.15	87.66	1.55	94.82
0.36	63.61	0.76	77.21	1.16	87.88	1.56	94.95
0.37	63.98	0.77	77.51	1.17	88.10	1.57	95.08
0.38	64.34	0.78	77.82	1.18	88.32	1.58	95.20
0.39	64.71	0.79	78.12	1.19	88.54	1.59	95.33

\*For Q<sub>L</sub> values less than zero, subtract the table value from 100 to obtain PWL

PERCENT WITHIN LIMITS (continued)					
Quality Index (Q <sub>L</sub> )*	Percent Within Limits (PWL)	Quality Index (Q <sub>L</sub> )*	Percent Within Limits (PWL)	Quality Index (Q <sub>L</sub> )*	Percent Within Limits (PWL)
1.60	95.46	2.00	98.83	2.40	99.89
1.61	95.58	2.01	98.88	2.41	99.90
1.62	95.70	2.02	98.92	2.42	99.91
1.63	95.81	2.03	98.97	2.43	99.91
1.64	95.93	2.04	99.01	2.44	99.92
1.65	96.05	2.05	99.06	2.45	99.93
1.66	96.16	2.06	99.10	2.46	99.94
1.67	96.27	2.07	99.14	2.47	99.94
1.68	96.37	2.08	99.18	2.48	99.95
1.69	96.48	2.09	99.22	2.49	99.95
1.70	96.59	2.10	99.26	2.50	99.96
1.71	96.69	2.11	99.29	2.51	99.96
1.72	96.78	2.12	99.32	2.52	99.97
1.73	96.88	2.13	99.36	2.53	99.97
1.74	96.97	2.14	99.39	2.54	99.98
1.75	97.07	2.15	99.42	2.55	99.98
1.76	97.16	2.16	99.45	2.56	99.98
1.77	97.25	2.17	99.48	2.57	99.98
1.78	97.33	2.18	99.50	2.58	99.99
1.79	97.42	2.19	99.53	2.59	99.99
1.80	97.51	2.20	99.56	2.60	99.99
1.81	97.59	2.21	99.58	2.61	99.99
1.82	97.67	2.22	99.61	2.62	99.99
1.83	97.75	2.23	99.63	2.63	100.00
1.84	97.83	2.22	99.66	2.64	100.00
1.85	97.91	2.25	99.68	≥ 2.65	100.00
1.86	97.98	2.26	99.70		
1.87	98.05	2.27	99.72		
1.88	98.11	2.28	99.73		
1.89	98.18	2.29	99.75		
1.90	98.25	2.30	99.77		
1.91	98.31	2.31	99.78		
1.92	98.37	2.32	99.80		
1.93	98.44	2.33	99.81		
1.94	98.50	2.34	99.83		
1.95	98.56	2.35	99.84		
1.96	98.61	2.36	99.85		
1.97	98.67	2.37	99.86		
1.98	98.72	2.38	99.87		
1.99	98.78	2.39	99.88		

\*For Q<sub>L</sub> values less than zero, subtract the table value from 100 to obtain PWL



(b) Minimum Thickness. The minimum thickness method shall be as follows.

- (1) Length of Units. The length of a unit will be a continuous strip of pavement 500 ft (150 m) in length.
- (2) Width of Units. The width of a unit will be the width from the pavement edge to the adjacent lane line, from one lane line to the next, or between pavement edges for single-lane pavements.
- (3) Thickness Measurements. Pavement thickness will be based on 2 in. (50 mm) diameter cores.

Cores shall be taken from the pavement by the Contractor at locations selected by the Engineer. When determining the thickness of a unit, one core shall be taken in each unit.

The Contractor and the Engineer shall witness the coring operations, as well as the measuring and recording of the cores. Core measurements will be determined immediately upon removal from the core bit and prior to moving to the next core location. Upon concurrence of the length, the core samples may be disposed of according to Article 202.03.

Upon completion of each core, all water shall be removed from the hole and the hole then filled with a rapid hardening mortar or concrete. The material shall be mixed in a separate container, placed in the hole, consolidated by rodding, and struck-off flush with the adjacent pavement.

- (4) Unit Deficient in Thickness. In considering any portion of the pavement that is deficient, the entire limits of the unit will be used in computing the deficiency or determining the remedial action required.
- (5) Thickness Equals or Exceeds Specified Thickness. When the thickness of a unit equals or exceeds the specified plan thickness, payment will be made at the contract unit price per square yard (square meter) for the specified thickness.
- (6) Thickness Deficient by Ten Percent or Less. When the thickness of a unit is less than the specified plan thickness by ten percent or less, a deficiency deduction will be assessed against payment for the item involved. The deficiency will be a percentage of the contract unit price as given in the following table.

Percent Deficiency (of Plan Thickness)	Percent Deduction (of Contract Unit Price)
0.0 to 2.0	0
2.1 to 3.0	20
3.1 to 4.0	28
4.1 to 5.0	32
5.1 to 7.5	43
7.6 to 10.0	50

- (7) Thickness Deficient by More than Ten Percent. When a core shows the pavement to be deficient by more than ten percent of plan thickness, additional cores shall be taken on each side of the deficient core, at stations selected by the Contractor and offsets selected by the Engineer, to determine the limits of the deficient pavement. No core shall be located within 5 ft (1.5 m) of a previous core obtained for thickness determination. The first acceptable core obtained on each side of a deficient core will be used to determine the length of the deficient pavement. An acceptable core is a core with a thickness of at least 90 percent of plan thickness. The area of deficient pavement will be defined using the length between two acceptable cores and the full width of the unit. The area of deficient pavement shall be removed and replaced; however, when requested in writing by the Contractor, the Engineer may permit in writing such areas of deficient pavement to remain in place. For deficient areas allowed to remain in place, additional lift(s) may be placed, at no additional cost to the Department, to bring the deficient pavement to plan thickness when the Engineer determines grade control conditions will permit such lift(s). The area(s) to be overlaid, material to be used, thickness(es) of the lift(s), and method of placement will be approved by the Engineer.

When an area of deficient pavement is removed and replaced, or additional lifts are placed, the corrected pavement shall be retested for thickness. The thickness of the new core will be used to determine the pay factor for the corrected area.

When an area of deficient pavement is left in place, and no additional lift(s) are placed, no payment will be made for the deficient pavement. In addition, an amount equal to two times the contract cost of the deficient pavement will be deducted from the compensation due the Contractor.

The thickness of the first acceptable core on each side of the core more than ten percent deficient will be used to determine any needed pay adjustments for the remaining areas on each side of the area deficient by more than ten percent. The pay adjustment will be determined according to Article 407.10(b)(6).

- (8) Right of Discovery. When the Engineer has reason to believe any core location does not accurately represent the true conditions of the work, he/she may order additional cores. These additional cores shall be taken at specific locations determined by the

Engineer. The Engineer will provide notice to the Contractor containing an explanation of the reasons for his/her action.

When the additional cores show the pavement to be deficient by more than ten percent of plan thickness, the procedures outlined in Article 407.10(b)(7) shall be followed, except the Engineer will determine the additional core locations.

When the additional cores, ordered by the Engineer, show the pavement to be at least 90 percent of plan thickness, the additional cores will be paid for according to Article 109.04.

- (9) Profile Index Adjustment. After any area of pavement is removed and replaced or any additional lifts are added, the corrected areas shall be retested for pavement smoothness and any necessary profile index adjustments and/or corrections will be made based on these final profile readings prior to retesting for thickness."

Revise Article 482.06 of the Standard Specifications to read:

**"482.06 Tolerance in Thickness.** The shoulder shall be constructed to the thickness shown on the plans. When the contract includes square yards (square meters) as the unit of measurement for HMA shoulder, thickness determinations shall be made according to Article 407.10(b)(3) and the following.

- (a) Length of the Units. The length of a unit shall be a continuous strip of shoulder 2500 ft (750 m) long.
- (b) Width of the Units. The width of the unit shall be the full width of the shoulder.
- (c) Thickness Deficient by More than Ten Percent. When a core shows the shoulder to be deficient by more than ten percent of plan thickness, additional cores shall be taken on each side of the deficient core, at stations selected by the Contractor and offsets selected by the Engineer, to determine the limits of the deficient shoulder. No core shall be located within 5 ft (1.5 m) of a previous core obtained for thickness determination. The first acceptable core obtained on each side of a deficient core will be used to determine the length of the deficient shoulder. An acceptable core is a core with a thickness of at least 90 percent of plan thickness. The area of deficient shoulder will be defined using the length between two acceptable cores and the full width of the unit. The area of deficient shoulder shall be brought to specified thickness by the addition of the applicable mixture, at no additional cost to the Department and subject to the lift thickness requirements of Article 312.05, or by removal and replacement with a new mixture. However, the surface elevation of the completed shoulder shall not exceed by more than 1/8 in. (3 mm) the surface elevation of the adjacent pavement. When requested in writing by the Contractor, the Engineer may permit in writing such thin shoulder to remain in place. When an area of thin shoulder is left in place, and no additional lift(s) are placed, no payment will be made for the thin shoulder. In addition,

an amount equal to two times the contract unit price of the shoulder will be deducted from the compensation due the Contractor.

When an area of deficient shoulder is removed and replaced, or additional lifts are placed, the corrected pavement shall be retested for thickness.

- (d) Right of Discovery. When the Engineer has reason to believe any core location does not accurately represent the true conditions of the work, he/she may order additional cores. When the additional cores, ordered by the Engineer, show the shoulder to be at least 90 percent of plan thickness, the additional cores will be paid for according to Article 109.04. When the additional core shows the shoulder to be less than 90 percent of plan thickness, the procedure in (c), above shall be followed."

Revise Article 483.07 of the Standard Specifications to read:

**"483.07 Tolerance in Thickness.** The shoulder shall be constructed to the thickness shown on the plans. Thickness determinations shall be made according to Article 482.06 except the option of correcting deficient pavement with additional lift(s) shall not apply."

80227

## DISADVANTAGED BUSINESS ENTERPRISE PARTICIPATION (BDE)

Effective: September 1, 2000

Revised: January 1, 2010

FEDERAL OBLIGATION. The Department of Transportation, as a recipient of federal financial assistance, is required to take all necessary and reasonable steps to ensure nondiscrimination in the award and administration of contracts. Consequently, the federal regulatory provisions of 49 CFR part 26 apply to this contract concerning the utilization of disadvantaged business enterprises. For the purposes of this Special Provision, a disadvantaged business enterprise (DBE) means a business certified by the Department in accordance with the requirements of 49 CFR part 26 and listed in the Illinois Unified Certification Program (IL UCP) DBE Directory.

STATE OBLIGATION. This Special Provision will also be used by the Department to satisfy the requirements of the Business Enterprise for Minorities, Females, and Persons with Disabilities Act, 30 ILCS 575. When this Special Provision is used to satisfy state law requirements on 100 percent state-funded contracts, the federal government has no involvement in such contracts (not a federal-aid contract) and no responsibility to oversee the implementation of this Special Provision by the Department on those contracts. DBE participation on 100 percent state-funded contracts will not be credited toward fulfilling the Department's annual overall DBE goal required by the US Department of Transportation to comply with the federal DBE program requirements.

CONTRACTOR ASSURANCE. The Contractor makes the following assurance and agrees to include the assurance in each subcontract that the Contractor signs with a subcontractor:

The Contractor, subrecipient, or subcontractor shall not discriminate on the basis of race, color, national origin, or sex in the performance of this contract. The Contractor shall carry out applicable requirements of 49 CFR part 26 in the award and administration of contracts funded in whole or in part with federal or state funds. Failure by the Contractor to carry out these requirements is a material breach of this contract, which may result in the termination of this contract or such other remedy as the recipient deems appropriate.

OVERALL GOAL SET FOR THE DEPARTMENT. As a requirement of compliance with 49 CFR part 26, the Department has set an overall goal for DBE participation in its federally assisted contracts. That goal applies to all federal-aid funds the Department will expend in its federally assisted contracts for the subject reporting fiscal year. The Department is required to make a good faith effort to achieve the overall goal. The dollar amount paid to all approved DBE companies performing work called for in this contract is eligible to be credited toward fulfillment of the Department's overall goal.

CONTRACT GOAL TO BE ACHIEVED BY THE CONTRACTOR. This contract includes a specific DBE utilization goal established by the Department. The goal has been included because the Department has determined that the work of this contract has subcontracting opportunities that may be suitable for performance by DBE companies. This determination is based on an assessment of the type of work, the location of the work, and the availability of

DBE companies to do a part of the work. The assessment indicates that, in the absence of unlawful discrimination, and in an arena of fair and open competition, DBE companies can be expected to perform 3.00% of the work. This percentage is set as the DBE participation goal for this contract. Consequently, in addition to the other award criteria established for this contract, the Department will only award this contract to a bidder who makes a good faith effort to meet this goal of DBE participation in the performance of the work. A bidder makes a good faith effort for award consideration if either of the following is done in accordance with the procedures set forth in this Special Provision:

- (a) The bidder documents that enough DBE participation has been obtained to meet the goal; or
- (b) The bidder documents that a good faith effort has been made to meet the goal, even though the effort did not succeed in obtaining enough DBE participation to meet the goal.

DBE LOCATOR REFERENCES. Bidders may consult the IL UCP DBE Directory as a reference source for DBE-certified companies. In addition, the Department maintains a letting and item specific DBE locator information system whereby DBE companies can register their interest in providing quotes on particular bid items advertised for letting. Information concerning DBE companies willing to quote work for particular contracts may be obtained by contacting the Department's Bureau of Small Business Enterprises at telephone number (217)785-4611, or by visiting the Department's web site at [www.dot.il.gov](http://www.dot.il.gov).

BIDDING PROCEDURES. Compliance with this Special Provision is a material bidding requirement. The failure of the bidder to comply will render the bid not responsive.

- (a) The bidder shall submit a Disadvantaged Business Utilization Plan on Department forms SBE 2025 and 2026 with the bid.
- (b) The Utilization Plan shall indicate that the bidder either has obtained sufficient DBE participation commitments to meet the contract goal or has not obtained enough DBE participation commitments in spite of a good faith effort to meet the goal. The Utilization Plan shall further provide the name, telephone number, and telefax number of a responsible official of the bidder designated for purposes of notification of plan approval or disapproval under the procedures of this Special Provision.
- (c) The Utilization Plan shall include a DBE Participation Commitment Statement, Department form SBE 2025, for each DBE proposed for the performance of work to achieve the contract goal. For bidding purposes, submission of the completed SBE 2025 forms, signed by the DBEs and faxed to the bidder will be acceptable as long as the original is available and provided upon request. All elements of information indicated on the said form shall be provided, including but not limited to the following:

- (1) The names and addresses of DBE firms that will participate in the contract;

- (2) A description, including pay item numbers, of the work each DBE will perform;
- (3) The dollar amount of the participation of each DBE firm participating. The dollar amount of participation for identified work shall specifically state the quantity, unit price, and total subcontract price for the work to be completed by the DBE. If partial pay items are to be performed by the DBE, indicate the portion of each item, a unit price where appropriate and the subcontract price amount;
- (4) DBE Participation Commitment Statements, form SBE 2025, signed by the bidder and each participating DBE firm documenting the commitment to use the DBE subcontractors whose participation is submitted to meet the contract goal;
- (5) If the bidder is a joint venture comprised of DBE companies and non-DBE companies, the plan must also include a clear identification of the portion of the work to be performed by the DBE partner(s); and,
- (6) If the contract goal is not met, evidence of good faith efforts.

GOOD FAITH EFFORT PROCEDURES. The contract will not be awarded until the Utilization Plan submitted by the apparent successful bidder is approved. All information submitted by the bidder must be complete, accurate and adequately document the good faith efforts of the bidder before the Department will commit to the performance of the contract by the bidder. The Utilization Plan will be approved by the Department if the Utilization Plan commits sufficient commercially useful DBE work performance to meet the contract goal or the bidder submits sufficient documentation of a good faith effort to meet the contract goal pursuant to 49 CFR part 26, Appendix A. The Utilization Plan will not be approved by the Department if the Utilization Plan does not commit sufficient DBE participation to meet the contract goal unless the apparent successful bidder documented in the Utilization Plan that it made a good faith effort to meet the goal. This means that the bidder must show that all necessary and reasonable steps were taken to achieve the contract goal. Necessary and reasonable steps are those which, by their scope, intensity and appropriateness to the objective, could reasonably be expected to obtain sufficient DBE participation, even if they were not successful. The Department will consider the quality, quantity, and intensity of the kinds of efforts that the bidder has made. Mere *pro forma* efforts, in other words, efforts done as a matter of form, are not good faith efforts; rather, the bidder is expected to have taken genuine efforts that would be reasonably expected of a bidder actively and aggressively trying to obtain DBE participation sufficient to meet the contract goal.

- (a) The following is a list of types of action that the Department will consider as part of the evaluation of the bidder's good faith efforts to obtain participation. These listed factors are not intended to be a mandatory checklist and are not intended to be exhaustive. Other factors or efforts brought to the attention of the Department may be relevant in appropriate cases, and will be considered by the Department.
  - (1) Soliciting through all reasonable and available means (e.g. attendance at pre-bid meetings, advertising and/or written notices) the interest of all certified DBE companies that have the capability to perform the work of the contract. The bidder

must solicit this interest within sufficient time to allow the DBE companies to respond to the solicitation. The bidder must determine with certainty if the DBE companies are interested by taking appropriate steps to follow up initial solicitations.

- (2) Selecting portions of the work to be performed by DBE companies in order to increase the likelihood that the DBE goals will be achieved. This includes, where appropriate, breaking out contract work items into economically feasible units to facilitate DBE participation, even when the prime Contractor might otherwise prefer to perform these work items with its own forces.
- (3) Providing interested DBE companies with adequate information about the plans, specifications, and requirements of the contract in a timely manner to assist them in responding to a solicitation.
- (4) a. Negotiating in good faith with interested DBE companies. It is the bidder's responsibility to make a portion of the work available to DBE subcontractors and suppliers and to select those portions of the work or material needs consistent with the available DBE subcontractors and suppliers, so as to facilitate DBE participation. Evidence of such negotiation includes the names, addresses, and telephone numbers of DBE companies that were considered; a description of the information provided regarding the plans and specifications for the work selected for subcontracting; and evidence as to why additional agreements could not be reached for DBE companies to perform the work.  
  
b. A bidder using good business judgment would consider a number of factors in negotiating with subcontractors, including DBE subcontractors, and would take a firm's price and capabilities as well as contract goals into consideration. However, the fact that there may be some additional costs involved in finding and using DBE companies is not in itself sufficient reason for a bidder's failure to meet the contract DBE goal, as long as such costs are reasonable. Also, the ability or desire of a bidder to perform the work of a contract with its own organization does not relieve the bidder of the responsibility to make good faith efforts. Bidders are not, however, required to accept higher quotes from DBE companies if the price difference is excessive or unreasonable.
- (5) Not rejecting DBE companies as being unqualified without sound reasons based on a thorough investigation of their capabilities. The bidder's standing within its industry, membership in specific groups, organizations, or associations and political or social affiliations (for example union vs. non-union employee status) are not legitimate causes for the rejection or non-solicitation of bids in the bidder's efforts to meet the project goal.
- (6) Making efforts to assist interested DBE companies in obtaining bonding, lines of credit, or insurance as required by the recipient or Contractor.
- (7) Making efforts to assist interested DBE companies in obtaining necessary equipment, supplies, materials, or related assistance or services.



- (8) Effectively using the services of available minority/women community organizations; minority/women contractors' groups; local, state, and federal minority/women business assistance offices; and other organizations as allowed on a case-by-case basis to provide assistance in the recruitment and placement of DBE companies.
- (b) If the Department determines that the apparent successful bidder has made a good faith effort to secure the work commitment of DBE companies to meet the contract goal, the Department will award the contract provided that it is otherwise eligible for award. If the Department determines that the bidder has failed to meet the requirements of this Special Provision and that a good faith effort has not been made, the Department will notify the responsible company official designated in the Utilization Plan that the bid is not responsive. The notification shall include a statement of reasons why good faith efforts have not been found.
- (c) The bidder may request administrative reconsideration of a determination adverse to the bidder within the five working days after receipt of the notification date of the determination by delivering the request to the Department of Transportation, Bureau of Small Business Enterprises, Contract Compliance Section, 2300 South Dirksen Parkway, Room 319, Springfield, Illinois 62764 (Telefax: (217)785-1524). Deposit of the request in the United States mail on or before the fifth business day shall not be deemed delivery. The determination shall become final if a request is not made and delivered. A request may provide additional written documentation and/or argument concerning the issue of whether an adequate good faith effort was made to meet the contract goal. The request will be forwarded to the Department's Reconsideration Officer. The Reconsideration Officer will extend an opportunity to the bidder to meet in person in order to consider all issues of whether the bidder made a good faith effort to meet the goal. After the review by the Reconsideration Officer, the bidder will be sent a written decision within ten working days after receipt of the request for reconsideration, explaining the basis for finding that the bidder did or did not meet the goal or make adequate good faith efforts to do so. A final decision by the Reconsideration Officer that a good faith effort was made shall approve the Utilization Plan submitted by the bidder and shall clear the contract for award. A final decision that a good faith effort was not made shall render the bid not responsive.

CALCULATING DBE PARTICIPATION. The Utilization Plan values represent work anticipated to be performed and paid for upon satisfactory completion. The Department is only able to count toward the achievement of the overall goal and the contract goal the value of payments made for the work actually performed by DBE companies. In addition, a DBE must perform a commercially useful function on the contract to be counted. A commercially useful function is generally performed when the DBE is responsible for the work and is carrying out its responsibilities by actually performing, managing, and supervising the work involved. The Department and Contractor are governed by the provisions of 49 CFR part 26.55(c) on questions of commercially useful functions as it affects the work. Specific counting guidelines are provided in 49 CFR part 26.55, the provisions of which govern over the summary contained herein.

- (a) DBE as the Contractor: 100 percent goal credit for that portion of the work performed by the DBE's own forces, including the cost of materials and supplies. Work that a DBE subcontracts to a non-DBE does not count toward the DBE goals.
- (b) DBE as a joint venture Contractor: 100 percent goal credit for that portion of the total dollar value of the contract equal to the distinct, clearly defined portion of the work performed by the DBE's own forces.
- (c) DBE as a subcontractor: 100 percent goal credit for the work of the subcontract performed by the DBE's own forces, including the cost of materials and supplies, excluding the purchase of materials and supplies or the lease of equipment by the DBE subcontractor from the prime Contractor or its affiliates. Work that a DBE subcontractor in turn subcontracts to a non-DBE does not count toward the DBE goal.
- (d) DBE as a trucker: 100 percent goal credit for trucking participation provided the DBE is responsible for the management and supervision of the entire trucking operation for which it is responsible. At least one truck owned, operated, licensed, and insured by the DBE must be used on the contract. Credit will be given for the following:
  - (1) The DBE may lease trucks from another DBE firm, including an owner-operator who is certified as a DBE. The DBE who leases trucks from another DBE receives credit for the total value of the transportation services the lessee DBE provides on the contract.
  - (2) The DBE may also lease trucks from a non-DBE firm, including from an owner-operator. The DBE who leases trucks from a non-DBE is entitled to credit only for the fee or commission it receives as a result of the lease arrangement.
- (e) DBE as a material supplier:
  - (1) 60 percent goal credit for the cost of the materials or supplies purchased from a DBE regular dealer.
  - (2) 100 percent goal credit for the cost of materials or supplies obtained from a DBE manufacturer.
  - (3) 100 percent credit for the value of reasonable fees and commissions for the procurement of materials and supplies if not a regular dealer or manufacturer.

CONTRACT COMPLIANCE. Compliance with this Special Provision is an essential part of the contract. The Department is prohibited by federal regulations from crediting the participation of a DBE included in the Utilization Plan toward either the contract goal or the Department's overall goal until the amount to be applied toward the goals has been paid to the DBE. The following administrative procedures and remedies govern the compliance by the Contractor with the contractual obligations established by the Utilization Plan. After approval of the Utilization Plan and award of the contract, the Utilization Plan and individual DBE Participation Statements

become part of the contract. If the Contractor did not succeed in obtaining enough DBE participation to achieve the advertised contract goal, and the Utilization Plan was approved and contract awarded based upon a determination of good faith, the total dollar value of DBE work calculated in the approved Utilization Plan as a percentage of the awarded contract value shall become the amended contract goal.

- (a) No amendment to the Utilization Plan may be made without prior written approval from the Department's Bureau of Small Business Enterprises. All requests for amendment to the Utilization Plan shall be submitted to the Department of Transportation, Bureau of Small Business Enterprises, Contract Compliance Section, 2300 South Dirksen Parkway, Room 319, Springfield, Illinois 62764. Telephone number (217) 785-4611. Telefax number (217) 785-1524.
- (b) The Contractor must notify and obtain written approval from the Department's Bureau of Small Business Enterprises prior to replacing a DBE or making any change in the participation of a DBE. Approval for replacement will be granted only if it is demonstrated that the DBE is unable or unwilling to perform. The Contractor must make every good faith effort to find another certified DBE subcontractor to substitute for the original DBE. The good faith efforts shall be directed at finding another DBE to perform at least the same amount of work under the contract as the original DBE, to the extent needed to meet the contract goal.
- (c) Any deviation from the DBE condition-of-award or contract specifications must be approved, in writing, by the Department. The Contractor shall notify affected DBEs in writing of any changes in the scope of work which result in a reduction in the dollar amount condition-of-award to the contract.
- (d) In addition to the above requirements for reductions in the condition of award, additional requirements apply to the two cases of Contractor-initiated work substitution proposals. Where the contract allows alternate work methods which serve to delete or create underruns in condition of award DBE work, and the Contractor selects that alternate method or, where the Contractor proposes a substitute work method or material that serves to diminish or delete work committed to a DBE and replace it with other work, then the Contractor must demonstrate one of the following:
  - (1) That the replacement work will be performed by the same DBE (as long as the DBE is certified in the respective item of work) in a modification of the condition of award; or
  - (2) That the DBE is aware that its work will be deleted or will experience underruns and has agreed in writing to the change. If this occurs, the Contractor shall substitute other work of equivalent value to a certified DBE or provide documentation of good faith efforts to do so; or
  - (3) That the DBE is not capable of performing the replacement work or has declined to perform the work at a reasonably competitive price. If this occurs, the Contractor

shall substitute other work of equivalent value to a certified DBE or provide documentation of good faith efforts to do so.

- (e) Where the revision includes work committed to a new DBE subcontractor, not previously involved in the project, then a Request for Approval of Subcontractor, Department form BC 260A, must be signed and submitted.
- (f) If the commitment of work is in the form of additional tasks assigned to an existing subcontract, then a new Request for Approval of Subcontractor shall not be required. However, the Contractor must document efforts to assure that the existing DBE subcontractor is capable of performing the additional work and has agreed in writing to the change.
- (g) All work indicated for performance by an approved DBE shall be performed, managed, and supervised by the DBE executing the Participation Statement. The Contractor shall not terminate for convenience a DBE listed in the Utilization Plan and then perform the work of the terminated DBE with its own forces, those of an affiliate or those of another subcontractor, whether DBE or not, without first obtaining the written consent of the Bureau of Small Business Enterprises to amend the Utilization Plan. The Contractor shall notify the Bureau of Small Business Enterprises of any termination for reasons other than convenience, and shall obtain approval for inclusion of the substitute DBE in the Utilization Plan. If good faith efforts following a termination of a DBE for cause are not successful, the Contractor shall contact the Bureau of Small Business Enterprises and provide a full accounting of the efforts undertaken to obtain substitute DBE participation. The Bureau of Small Business Enterprises will evaluate the good faith efforts in light of all circumstances surrounding the performance status of the contract, and determine whether the contract goal should be amended.
- (h) The Contractor shall maintain a record of payments for work performed to the DBE participants. The records shall be made available to the Department for inspection upon request. After the performance of the final item of work or delivery of material by a DBE and final payment therefore to the DBE by the Contractor, but not later than thirty calendar days after payment has been made by the Department to the Contractor for such work or material, the Contractor shall submit a DBE Payment Agreement on Department form SBE 2115 to the Regional Engineer. If full and final payment has not been made to the DBE, the DBE Payment Agreement shall indicate whether a disagreement as to the payment required exists between the Contractor and the DBE or if the Contractor believes that the work has not been satisfactorily completed. If the Contractor does not have the full amount of work indicated in the Utilization Plan performed by the DBE companies indicated in the Utilization Plan and after good faith efforts are reviewed, the Department may deduct from contract payments to the Contractor the amount of the goal not achieved as liquidated and ascertained damages. The Contractor may request an administrative reconsideration of any amount deducted as damages pursuant to subsection (j) of this part.
- (i) The Department reserves the right to withhold payment to the Contractor to enforce the provisions of this Special Provision. Final payment shall not be made on the contract

until such time as the Contractor submits sufficient documentation demonstrating achievement of the goal in accordance with this Special Provision or after liquidated damages have been determined and collected.

- | (j) Notwithstanding any other provision of the contract, including but not limited to Article 109.09 of the Standard Specifications, the Contractor may request administrative reconsideration of a decision to deduct the amount of the goal not achieved as liquidated damages. A request to reconsider shall be delivered to the Contract Compliance Section and shall be handled and considered in the same manner as set forth in paragraph (c) of "Good Faith Effort Procedures" of this Special Provision, except a final decision that a good faith effort was not made during contract performance to achieve the goal agreed to in the Utilization Plan shall be the final administrative decision of the Department.

80029

## EQUIPMENT RENTAL RATES (BDE)

Effective: August 2, 2007

Revised: January 2, 2008

Replace the second and third paragraphs of Article 105.07(b)(4)a. of the Standard Specifications with the following:

"Equipment idled which cannot be used on other work, and which is authorized to standby on the project site by the Engineer, will be paid for according to Article 109.04(b)(4)."

Replace Article 109.04(b)(4) of the Standard Specifications with the following:

"(4) Equipment. Equipment used for extra work shall be authorized by the Engineer. The equipment shall be specifically described, be of suitable size and capacity for the work to be performed, and be in good operating condition. For such equipment, the Contractor will be paid as follows.

- a. Contractor Owned Equipment. Contractor owned equipment will be paid for by the hour using the applicable FHWA hourly rate from the "Equipment Watch Rental Rate Blue Book" (Blue Book) in effect when the force account work begins. The FHWA hourly rate is calculated as follows.

$$\text{FHWA hourly rate} = (\text{monthly rate}/176) \times (\text{model year adj.}) \times (\text{Illinois adj.}) + \text{EOC}$$

Where: EOC = Estimated Operating Costs per hour (from the Blue Book)

The time allowed will be the actual time the equipment is operating on the extra work. For the time required to move the equipment to and from the site of the extra work and any authorized idle (standby) time, payment will be made at the following hourly rate:  $0.5 \times (\text{FHWA hourly rate} - \text{EOC})$ .

All time allowed shall fall within the working hours authorized for the extra work.

The rates above include the cost of fuel, oil, lubrication, supplies, small tools, necessary attachments, repairs, overhaul and maintenance of any kind, depreciation, storage, overhead, profits, insurance, and all incidentals. The rates do not include labor.

The Contractor shall submit to the Engineer sufficient information for each piece of equipment and its attachments to enable the Engineer to determine the proper equipment category. If a rate is not established in the Blue Book for a particular piece of equipment, the Engineer will establish a rate for that piece of equipment that is consistent with its cost and use in the industry.

- b. Rented Equipment. Whenever it is necessary for the Contractor to rent equipment to perform extra work, the rental and transportation costs of the equipment plus five percent for overhead will be paid. In no case shall the rental rates exceed those of established distributors or equipment rental agencies.

All prices shall be agreed to in writing before the equipment is used."

80189

**FRICITION AGGREGATE (BDE)**

Effective: January 1, 2011

Revise Article 1004.01(a)(4) of the Standard Specifications to read:

- “(4) Crushed Stone. Crushed stone shall be the angular fragments resulting from crushing undisturbed, consolidated deposits of rock by mechanical means. Crushed stone shall be divided into the following, when specified.
- a. Carbonate Crushed Stone. Carbonate crushed stone shall be either dolomite or limestone. Dolomite shall contain 11.0 percent or more magnesium oxide (MgO). Limestone shall contain less than 11.0 percent magnesium oxide (MgO).
  - b. Crystalline Crushed Stone. Crystalline crushed stone shall be either metamorphic or igneous stone, including but is not limited to, quartzite, granite, rhyolite and diabase.”

Revise Article 1004.03(a) of the Standard Specifications to read:

“**1004.03 Coarse Aggregate for Hot-Mix Asphalt (HMA).** The aggregate shall be according to Article 1004.01 and the following.

(a) Description. The coarse aggregate for HMA shall be according to the following table.

Use	Mixture	Aggregates Allowed
Class A	Seal or Cover	<u>Allowed Alone or in Combination:</u> Gravel Crushed Gravel Carbonate Crushed Stone Crystalline Crushed Stone Crushed Sandstone Crushed Slag (ACBF) Crushed Steel Slag Crushed Concrete
HMA All Other	Stabilized Subbase or Shoulders	<u>Allowed Alone or in Combination:</u> Gravel Crushed Gravel Carbonate Crushed Stone Crystalline Crushed Stone Crushed Sandstone Crushed Slag (ACBF) Crushed Steel Slag <sup>11</sup> Crushed Concrete



Use	Mixture	Aggregates Allowed								
HMA High ESAL Low ESAL	Binder IL-25.0, IL-19.0, or IL-19.0L  SMA Binder	<u>Allowed Alone or in Combination:</u> Crushed Gravel Carbonate Crushed Stone <sup>2/</sup> Crystalline Crushed Stone Crushed Sandstone Crushed Slag (ACBF) Crushed Concrete <sup>3/</sup>								
HMA High ESAL Low ESAL	C Surface and Leveling Binder IL-12.5, IL-9.5, or IL-9.5L  SMA Ndesign 50 Surface	<u>Allowed Alone or in Combination:</u> Crushed Gravel Carbonate Crushed Stone <sup>2/</sup> Crystalline Crushed Stone Crushed Sandstone Crushed Slag (ACBF) Crushed Steel Slag <sup>4/</sup> Crushed Concrete <sup>3/</sup>								
HMA High ESAL	D Surface and Leveling Binder IL-12.5 or IL-9.5  SMA Ndesign 50 Surface	<u>Allowed Alone or in Combination:</u> Crushed Gravel Carbonate Crushed Stone (other than Limestone) <sup>2/</sup> Crystalline Crushed Stone Crushed Sandstone Crushed Slag (ACBF) <sup>5/</sup> Crushed Steel Slag <sup>4/ 5/</sup> Crushed Concrete <sup>3/</sup>								
		<u>Other Combinations Allowed:</u>								
		<table border="1"> <thead> <tr> <th>Up to...</th> <th>With...</th> </tr> </thead> <tbody> <tr> <td>25% Limestone</td> <td>Dolomite</td> </tr> <tr> <td>50% Limestone</td> <td>Any Mixture D aggregate other than Dolomite</td> </tr> <tr> <td>75% Limestone</td> <td>Crushed Slag (ACBF)<sup>5/</sup> or Crushed Sandstone</td> </tr> </tbody> </table>	Up to...	With...	25% Limestone	Dolomite	50% Limestone	Any Mixture D aggregate other than Dolomite	75% Limestone	Crushed Slag (ACBF) <sup>5/</sup> or Crushed Sandstone
Up to...	With...									
25% Limestone	Dolomite									
50% Limestone	Any Mixture D aggregate other than Dolomite									
75% Limestone	Crushed Slag (ACBF) <sup>5/</sup> or Crushed Sandstone									

Use	Mixture	Aggregates Allowed	
HMA High ESAL	E Surface IL-12.5 or IL-9.5  SMA Ndesign 80 Surface	<u>Allowed Alone or in Combination:</u>  Crushed Gravel Crystalline Crushed Stone Crushed Sandstone Crushed Slag (ACBF) <sup>5/</sup> Crushed Steel Slag <sup>5/</sup> Crushed Concrete <sup>3/</sup>  No Limestone.	
		<u>Other Combinations Allowed:</u>	
		<i>Up to...</i> 50% Dolomite <sup>2/</sup>	<i>With...</i> Any Mixture E aggregate
		75% Dolomite <sup>2/</sup>	Crushed Sandstone, Crushed Slag (ACBF) <sup>5/</sup> , Crushed Steel Slag <sup>5/</sup> , or Crystalline Crushed Stone
		75% Crushed Gravel or Crushed Concrete <sup>3/</sup>	Crushed Sandstone, Crystalline Crushed Stone, Crushed Slag (ACBF) <sup>5/</sup> , or Crushed Steel Slag <sup>5/</sup>
HMA High ESAL	F Surface IL-12.5 or IL-9.5  SMA Ndesign 80 Surface	<u>Allowed Alone or in Combination:</u>  Crystalline Crushed Stone Crushed Sandstone Crushed Slag (ACBF) <sup>5/</sup> Crushed Steel Slag <sup>5/</sup> No Limestone.	
		<u>Other Combinations Allowed:</u>	
<i>Up to...</i>	<i>With...</i>		

Use	Mixture	Aggregates Allowed	
		50% Crushed Gravel, Crushed Concrete <sup>3/</sup> , or Dolomite <sup>2/</sup>	Crushed Sandstone, Crushed Slag (ACBF) <sup>5/</sup> , Crushed Steel Slag <sup>5/</sup> , or Crystalline Crushed Stone

- 1/ Crushed steel slag allowed in shoulder surface only.
- 2/ Carbonate crushed stone shall not be used in SMA Ndesign 80. In SMA Ndesign 50, carbonate crushed stone shall not be blended with any of the other aggregates allowed alone in Ndesign 50 SMA binder or Ndesign 50 SMA surface.
- 3/ Crushed concrete will not be permitted in SMA mixes.
- 4/ Crushed steel slag shall not be used as leveling binder.
- 5/ When either slag is used, the blend percentages listed shall be by volume.”

80265

**HOT-MIX ASPHALT – ANTI-STRIPPING ADDITIVE (BDE)**

Effective: November 1, 2009

Revise the first and second paragraphs of Article 1030.04(c) of the Standard Specifications to read:

“(c) Determination of Need for Anti-Stripping Additive. The mixture designer shall determine if an additive is needed in the mix to prevent stripping. The determination will be made on the basis of tests performed according to Illinois Modified AASHTO T 283. To be considered acceptable by the Department as a mixture not susceptible to stripping, the conditioned to unconditioned split tensile strength ratio (TSR) shall be equal to or greater than 0.85 for 6 in. (150 mm) specimens. Mixtures, either with or without an additive, with TSRs less than 0.85 for 6 in. (150 mm) specimens will be considered unacceptable. Also, the conditioned tensile strength for mixtures containing an anti-strip additive shall not be lower than the original conditioned tensile strength determined for the same mixture without the anti-strip additive.

If it is determined that an additive is required, the additive may be hydrated lime, slaked quicklime, or a liquid additive, at the Contractor's option.”

80245

**HOT-MIX ASPHALT - DENSITY TESTING OF LONGITUDINAL JOINTS (BDE)**

Effective: January 1, 2010

Description. This work shall consist of testing the density of longitudinal joints as part of the quality control/quality assurance (QC/QA) of hot-mix asphalt (HMA). Work shall be according to Section 1030 of the Standard Specifications except as follows.

Quality Control/Quality Assurance (QC/QA). Delete the second and third sentence of the third paragraph of Article 1030.05(d)(3) of the Standard Specifications.

Add the following paragraphs to the end of Article 1030.05(d)(3) of the Standard Specifications:

“Longitudinal joint density testing shall be performed at each random density test location. Longitudinal joint testing shall be located at a distance equal to the lift thickness or a minimum of 2 in. (50 mm), from each pavement edge. (i.e. for a 4 in. (100 mm) lift the near edge of the density gauge or core barrel shall be within 4 in. (100 mm) from the edge of pavement.) Longitudinal joint density testing shall be performed using either a correlated nuclear gauge or cores.

- a. Confined Edge. Each confined edge density shall be represented by a one-minute nuclear density reading or a core density and shall be included in the average of density readings or core densities taken across the mat which represents the Individual Test.
- b. Unconfined Edge. Each unconfined edge joint density shall be represented by an average of three one-minute density readings or a single core density at the given density test location and shall meet the density requirements specified herein. The three one-minute readings shall be spaced ten feet apart longitudinally along the unconfined pavement edge and centered at the random density test location.”

Revise the Density Control Limits table in Article 1030.05(d)(4) of the Standard Specifications to read:

"Mixture Composition	Parameter	Individual Test (includes confined edges)	Unconfined Edge Joint Density Minimum
IL-9.5, IL-12.5	Ndesign ≥ 90	92.0 – 96.0%	90.0%
IL-9.5, IL-9.5L, IL-12.5	Ndesign < 90	92.5 – 97.4%	90.0%
IL-19.0, IL-25.0	Ndesign ≥ 90	93.0 – 96.0%	90.0%
IL-19.0, IL-19.0L, IL-25.0	Ndesign < 90	93.0 – 97.4%	90.0%
SMA	Ndesign = 50 & 80	93.5 – 97.4%	91.0%
All Other	Ndesign = 30	93.0 - 97.4%	90.0%”

**HOT-MIX ASPHALT – DROP-OFFS (BDE)**

Effective: January 1, 2010

Revise the third paragraph of Article 701.07 of the Standard Specifications to read:

“At locations where construction operations result in a differential in elevation exceeding 3 in. (75 mm) between the edge of pavement or edge of shoulder within 3 ft (900 mm) of the edge of the pavement and the earth or aggregate shoulders, Type I or II barricades or vertical panels shall be placed at 100 ft (30 m) centers on roadways where the posted speed limit is 45 mph or greater and at 50 ft (15 m) centers on roadways where the posted speed limit is less than 45 mph.”

80250

**LIQUIDATED DAMAGES (BDE)**

Effective: April 1, 2009

Revise the table in Article 108.09 of the Standard Specifications to read:

"Schedule of Deductions for Each Day of Overrun in Contract Time			
Original Contract Amount		Daily Charges	
From More Than	To and Including	Calendar Day	Work Day
\$ 0	\$ 100,000	\$ 375	\$ 500
100,000	500,000	625	875
500,000	1,000,000	1,025	1,425
1,000,000	3,000,000	1,125	1,550
3,000,000	5,000,000	1,425	1,950
5,000,000	10,000,000	1,700	2,350
10,000,000	And over	3,325	4,650"

80230

**NATIONAL POLLUTANT DISCHARGE ELIMINATION SYSTEM / EROSION AND SEDIMENT CONTROL DEFICIENCY DEDUCTION (BDE)**

Effective: April 1, 2007

Revised: November 1, 2009

Revise Article 105.03(a) of the Standard Specifications to read:

“(a) National Pollutant Discharge Elimination System (NPDES) / Erosion and Sediment Control Deficiency Deduction. When the Engineer is notified or determines an erosion and/or sediment control deficiency(s) exists, or the Contractor's activities represents a violation of the Department's NPDES permits, the Engineer will notify and direct the Contractor to correct the deficiency within a specified time. The specified time, which begins upon notification to the Contractor, will be from 1/2 hour to 1 week based on the urgency of the situation and the nature of the work effort required. The Engineer will be the sole judge.

A deficiency may be any lack of repair, maintenance, or implementation of erosion and/or sediment control devices included in the contract, or any failure to comply with the conditions of the Department's NPDES permits. A deficiency may also be applied to situations where corrective action is not an option such as the failure to participate in a jobsite inspection of the project, failure to install required measures prior to initiating earth moving operations, disregard of concrete washout requirements, or other disregard of the NPDES permit.

If the Contractor fails to correct a deficiency within the specified time, a daily monetary deduction will be imposed for each calendar day or portion of a calendar day until the deficiency is corrected to the satisfaction of the Engineer. The calendar day(s) will begin with notification to the Contractor and end with the Engineer's acceptance of the correction. The base value of the daily monetary deduction is \$1000.00 and will be applied to each location for which a deficiency exists. The value of the deficiency deduction assessed for each infraction will be determined by multiplying the base value by a Gravity Adjustment Factor provided in Table A. Except for failure to participate in a required jobsite inspection of the project prior to initiating earthmoving operations which will be based on the total acreage of planned disturbance at the following multipliers: <5 Acres: 1; 5-10 Acres: 2; >10-25 Acres: 3; >25 Acres: 5. For those deficiencies where corrective action was not an option, the monetary deduction will be immediate and will be valued at one calendar day multiplied by a Gravity Adjustment Factor.



Table A Deficiency Deduction Gravity Adjustment Factors				
Types of Violations	Soil Disturbed and Not Permanently Stabilized At Time of Violation			
	< 5 Acres	5 - 10 Acres	>10 - 25 Acres	> 25 Acres
Failure to Install or Properly Maintain BMP	0.1 - 0.5	0.2 - 1.0	0.5 - 2.5	1.0 - 5
Careless Destruction of BMP	0.2 - 1	0.5 - 2.5	1.0 - 5	1.0 - 5
Intrusion into Protected Resource	1.0 - 5	1.0 - 5	2.0 - 10	2.0 - 10
Failure to properly manage Chemicals, Concrete Washouts or Residuals, Litter or other Wastes	0.2 - 1	0.2 - 1	0.5 - 2.5	1.0 - 5
Improper Vehicle and Equipment Maintenance, Fueling or Cleaning	0.1 - 0.5	0.2 - 1	0.2 - 1	0.5 - 2.5
Failure to Provide or Update Written or Graphic Plans Required by SWPPP	0.2 - 1	0.5 - 2.5	1.0 - 5	1.0 - 5
Failure to comply with Other Provisions of the NPDES Permit	0.1 - 0.5	0.2 - 1	0.2 - 1	0.5 - 2.5"

80180

**PAVEMENT PATCHING (BDE)**

Effective: January 1, 2010

Revise the first sentence of the second paragraph of Article 701.17(e)(1) of the Standard Specifications to read:

"In addition to the traffic control and protection shown elsewhere in the contract for pavement, two devices shall be placed immediately in front of each open patch, open hole, and broken pavement where temporary concrete barriers are not used to separate traffic from the work area."

80254

## PAYMENTS TO SUBCONTRACTORS (BDE)

Effective: June 1, 2000

Revised: January 1, 2006

Federal regulations found at 49 CFR §26.29 mandate the Department to establish a contract clause to require Contractors to pay subcontractors for satisfactory performance of their subcontracts and to set the time for such payments.

State law also addresses the timing of payments to be made to subcontractors and material suppliers. Section 7 of the Prompt Payment Act, 30 ILCS 540/7, requires that when a Contractor receives any payment from the Department, the Contractor shall make corresponding, proportional payments to each subcontractor and material supplier performing work or supplying material within 15 calendar days after receipt of the Department payment. Section 7 of the Act further provides that interest in the amount of two percent per month, in addition to the payment due, shall be paid to any subcontractor or material supplier by the Contractor if the payment required by the Act is withheld or delayed without reasonable cause. The Act also provides that the time for payment required and the calculation of any interest due applies to transactions between subcontractors and lower-tier subcontractors and material suppliers throughout the contracting chain.

This Special Provision establishes the required federal contract clause, and adopts the 15 calendar day requirement of the State Prompt Payment Act for purposes of compliance with the federal regulation regarding payments to subcontractors. This contract is subject to the following payment obligations.

When progress payments are made to the Contractor according to Article 109.07 of the Standard Specifications, the Contractor shall make a corresponding payment to each subcontractor and material supplier in proportion to the work satisfactorily completed by each subcontractor and for the material supplied to perform any work of the contract. The proportionate amount of partial payment due to each subcontractor and material supplier throughout the contracting chain shall be determined by the quantities measured or otherwise determined as eligible for payment by the Department and included in the progress payment to the Contractor. Subcontractors and material suppliers shall be paid by the Contractor within 15 calendar days after the receipt of payment from the Department. The Contractor shall not hold retainage from the subcontractors. These obligations shall also apply to any payments made by subcontractors and material suppliers to their subcontractors and material suppliers; and to all payments made to lower tier subcontractors and material suppliers throughout the contracting chain. Any payment or portion of a payment subject to this provision may only be withheld from the subcontractor or material supplier to whom it is due for reasonable cause.

This Special Provision does not create any rights in favor of any subcontractor or material supplier against the State or authorize any cause of action against the State on account of any payment, nonpayment, delayed payment, or interest claimed by application of the State Prompt Payment Act. The Department will not approve any delay or postponement of the 15 day requirement except for reasonable cause shown after notice and hearing pursuant to Section

| 7(b) of the State Prompt Payment Act. State law creates other and additional remedies available to any subcontractor or material supplier, regardless of tier, who has not been paid for work properly performed or material furnished. These remedies are a lien against public funds set forth in Section 23(c) of the Mechanics Lien Act, 770 ILCS 60/23(c), and a recovery on the Contractor's payment bond according to the Public Construction Bond Act, 30 ILCS 550.

80022

**POST MOUNTING OF SIGNS (BDE)**

Effective: January 1, 2011

Revise the second paragraph of Article 701.14 of the Standard Specifications to read:

"Post mounted signs shall be a breakaway design. The sign shall be within five degrees of vertical. Two posts shall be used for signs greater than 16 sq ft (1.5 sq m) in area or where the height between the sign and the ground exceeds 7 ft (2.1 m)."

80268

## SELF-CONSOLIDATING CONCRETE FOR PRECAST PRODUCTS (BDE)

Effective: July 1, 2004

Revised: July 1, 2010

Definition. Self-consolidating concrete is a flowable mixture that does not require mechanical vibration for consolidation.

Usage. Self-consolidating concrete may be used for precast concrete products.

Materials. Materials shall be according to Section 1021 of the Standard Specifications.

Mix Design Criteria. The mix design criteria shall be as follows:

- (a) The minimum cement factor shall be according to Article 1020.04 of the Standard Specifications. If the maximum cement factor is not specified, it shall not exceed 7.05 cwt/cu yd (418 kg/cu m).
- (b) The maximum allowable water/cement ratio shall be according to Article 1020.04 of the Standard Specifications or 0.44, whichever is lower.
- (c) The slump requirements of Article 1020.04 of the Standard Specifications shall not apply.
- (d) The coarse aggregate gradations shall be CA 13, CA 14, CA 16, or a blend of these gradations. CA 11 may be used when the Contractor provides satisfactory evidence to the Engineer that the mix will not segregate. The fine aggregate proportion shall be a maximum 50 percent by weight (mass) of the total aggregate used.
- (e) The slump flow range shall be  $\pm 2$  in. ( $\pm 50$  mm) of the Contractor target value, and within the overall Department range of 20 in. (510 mm) minimum to 28 in. (710 mm) maximum.
- (f) The visual stability index shall be a maximum of 1.
- (g) The J-ring value shall be a maximum of 4 in. (100 mm). The Contractor may specify a lower maximum in the mix design.
- (h) The L-box blocking ratio shall be a minimum of 60 percent. The Contractor may specify a higher minimum in the mix design.
- (i) The hardened visual stability index shall be a maximum of 1.

Mixing Portland Cement Concrete. In addition to Article 1020.11 of the Standard Specifications, the mixing time for central-mixed concrete shall not be reduced as a result of a mixer

performance test. Truck-mixed or shrink-mixed concrete shall be mixed in a truck mixer for a minimum of 100 revolutions.

Wash water, if used, shall be completely discharged from the drum or container before the succeeding batch is introduced.

The batch sequence, mixing speed, and mixing time shall be appropriate to prevent cement balls and mix foaming for central-mixed, truck-mixed, and shrink-mixed concrete.

Placing and Consolidating. The maximum distance of horizontal flow from the point of deposit shall be 25 ft (7.6 m), unless approved otherwise by the Engineer.

Concrete shall be rodded with a piece of lumber, conduit, or vibrator if the material has lost its fluidity prior to placement of additional concrete. The vibrator shall be the pencil head type with a maximum diameter or width of 1 in. (25 mm). Any other method for restoring the fluidity of the concrete shall be approved by the Engineer.

Mix Design Approval. The Contractor shall obtain mix design approval according to the Department's Policy Memorandum "Quality Control/Quality Assurance Program for Precast Concrete Products".

80132

**STORM SEWERS (BDE)**

Effective: April 1, 2009

Revised: April 1, 2010

Add the following to Article 550.02 of the Standard Specifications:

- "(p) Polyvinyl Chloride (PVC) Profile Wall Pipe-304 ..... 1040.03
- (q) Polyethylene (PE) Pipe with a Smooth Interior ..... 1040.04
- (r) Corrugated Polyethylene (PE) Pipe with a Smooth Interior ..... 1040.04
- (s) Polyethylene (PE) Profile Wall Pipe ..... 1040.04"

Add the following to the list of flexible pipes under Class B storm sewers in the first table of Article 550.03 of the Standard Specifications:

- "Polyvinyl Chloride (PVC) Profile Wall Pipe-304
- Polyethylene (PE) Pipe with a Smooth Interior
- Corrugated Polyethylene (PE) Pipe with a Smooth Interior
- Polyethylene (PE) Profile Wall Pipe"

Revise the 2<sup>nd</sup> - 7<sup>th</sup> tables of Article 550.03 of the Standard Specifications to read:

"STORM SEWERS KIND OF MATERIAL PERMITTED AND STRENGTH REQUIRED FOR A GIVEN PIPE DIAMETER AND FILL HEIGHT OVER THE TOP OF THE PIPE																				
Nom. Dia. In.	Type 1 Fill Height: 3' and less with 1' minimum cover										Type 2 Fill Height: Greater than 3', not exceeding 10'									
	RCCP Class	CSP Class	ESCP	PVC	CPVC	PVCPW -794	PVCPW -304	PE	CPE	PEPW	RCCP Class	CSP Class	ESCP	PVC	CPVC	PVCPW -794	PVCPW -304	PE	CPE	PEPW
10	NA	3	X	X	NA	NA	NA	X	NA	NA	NA	1	*X	X	**	NA	NA	X	NA	NA
12	IV	NA	NA	X	X	X	X	X	X	NA	III	1	*X	X	X	X	X	X	X	NA
15	IV	NA	NA	X	X	X	X	X	X	NA	III	2	X	X	X	X	X	X	X	NA
18	IV	NA	NA	X	X	X	X	X	X	X	III	2	X	X	X	X	X	X	X	X
21	IV	NA	NA	X	X	X	X	NA	NA	X	III	2	X	X	X	X	X	NA	NA	X
24	IV	NA	NA	X	X	X	X	X	X	X	III	2	X	X	X	X	X	X	X	X
27	IV	NA	NA	X	X	X	X	X	X	X	III	NA	X	X	X	X	X	X	X	X
30	III	NA	X	X	X	X	X	X	X	X	III	NA	X	X	X	X	X	X	X	X
33	III	NA	X	X	NA	X	X	X	X	X	III	NA	X	X	NA	X	X	X	X	X
36	III	NA	X	X	X	X	X	X	X	X	III	NA	X	X	X	X	X	X	X	X
42	II	NA	NA	NA	NA	X	X	X	X	X	III	NA	NA	NA	NA	X	X	X	X	X
48	II	NA	NA	NA	NA	X	X	X	X	X	III	NA	NA	NA	NA	X	X	X	X	X
54	II	NA	NA	NA	NA	NA	NA	NA	NA	NA	III	NA	NA	NA	NA	NA	NA	NA	NA	NA
60	I	NA	NA	NA	NA	NA	NA	NA	NA	NA	II	NA	NA	NA	NA	NA	NA	NA	NA	NA
66	I	NA	NA	NA	NA	NA	NA	NA	NA	NA	II	NA	NA	NA	NA	NA	NA	NA	NA	NA
72	I	NA	NA	NA	NA	NA	NA	NA	NA	NA	II	NA	NA	NA	NA	NA	NA	NA	NA	NA
78	I	NA	NA	NA	NA	NA	NA	NA	NA	NA	II	NA	NA	NA	NA	NA	NA	NA	NA	NA
84	I	NA	NA	NA	NA	NA	NA	NA	NA	NA	II	NA	NA	NA	NA	NA	NA	NA	NA	NA
90	I	NA	NA	NA	NA	NA	NA	NA	NA	NA	II	NA	NA	NA	NA	NA	NA	NA	NA	NA
96	I	NA	NA	NA	NA	NA	NA	NA	NA	NA	II	NA	NA	NA	NA	NA	NA	NA	NA	NA
102	I	NA	NA	NA	NA	NA	NA	NA	NA	NA	II	NA	NA	NA	NA	NA	NA	NA	NA	NA
108	I	NA	NA	NA	NA	NA	NA	NA	NA	NA	II	NA	NA	NA	NA	NA	NA	NA	NA	NA

RCCP Reinforced Concrete Culvert, Storm Drain, and Sewer Pipe  
 CSP Concrete Sewer, Storm Drain, and Culvert Pipe  
 ESCP Extra Strength Clay Pipe  
 PVC Polyvinyl Chloride (PVC) Pipe  
 CPVC Corrugated Polyvinyl Chloride (PVC) Pipe with a Smooth Interior



PVCPW-794 Polyvinyl Chloride (PVC) Profile Wall Pipe-794  
 PVCPW-304 Polyvinyl Chloride (PVC) Profile Wall Pipe-304  
 PE Polyethylene (PE) Pipe with a Smooth Interior  
 CPE Corrugated Polyethylene (PE) Pipe with a Smooth Interior  
 PEPW Polyethylene (PE) Profile Wall Pipe  
 X This material may be used for the given pipe diameter and fill height.  
 NA This material is Not Acceptable for the given pipe diameter and fill height.  
 \* May also use standard strength Clay Sewer Pipe  
 \*\* May be used if Bureau of Materials and Physical Research approves and with manufacturer's certification.

STORM SEWERS KIND OF MATERIAL PERMITTED AND STRENGTH REQUIRED FOR A GIVEN PIPE DIAMETER AND FILL HEIGHT OVER THE TOP OF THE PIPE														
Nom. Dia. In.	Type 3 Fill Height: Greater than 10', not exceeding 15'									Type 4 Fill Height: Greater than 15', not exceeding 20'				
	RCCP Class	CSP Class	ESCP	PVC	CPVC	PVCPW -794	PVCPW -304	PE	PEPW	RCCP Class	PVC	CPVC	PVCPW -794	PVCPW -304
10	NA	3	X	X	**	NA	NA	X	NA	NA	X	**	NA	NA
12	IV	NA	X	X	X	X	X	X	NA	V	X	X	X	X
15	IV	NA	NA	X	X	X	X	X	NA	V	X	X	X	X
18	IV	NA	NA	X	X	X	X	X	X	V	X	X	X	X
21	IV	NA	NA	X	X	X	X	NA	X	V	X	X	X	X
24	IV	NA	NA	X	X	X	X	X	X	V	X	X	X	X
27	IV	NA	NA	X	X	X	X	X	X	V	X	X	X	X
30	IV	NA	NA	X	X	X	X	X	X	V	X	X	X	X
33	IV	NA	NA	X	NA	X	X	X	X	IV	X	NA	X	X
36	IV	NA	NA	X	X	X	X	X	X	IV	X	X	X	X
42	IV	NA	NA	NA	NA	X	X	X	X	IV	NA	NA	X	X
48	IV	NA	NA	NA	NA	X	X	X	X	IV	NA	NA	X	X
54	IV	NA	NA	NA	NA	NA	NA	NA	NA	IV	NA	NA	NA	NA
60	IV	NA	NA	NA	NA	NA	NA	NA	NA	IV	NA	NA	NA	NA
66	III	NA	NA	NA	NA	NA	NA	NA	NA	IV	NA	NA	NA	NA
72	III	NA	NA	NA	NA	NA	NA	NA	NA	IV	NA	NA	NA	NA
78	III	NA	NA	NA	NA	NA	NA	NA	NA	IV	NA	NA	NA	NA
84	III	NA	NA	NA	NA	NA	NA	NA	NA	IV	NA	NA	NA	NA
90	III	NA	NA	NA	NA	NA	NA	NA	NA	IV	NA	NA	NA	NA
96	III	NA	NA	NA	NA	NA	NA	NA	NA	IV	NA	NA	NA	NA
102	III	NA	NA	NA	NA	NA	NA	NA	NA	IV	NA	NA	NA	NA
108	III	NA	NA	NA	NA	NA	NA	NA	NA	IV	NA	NA	NA	NA

RCCP Reinforced Concrete Culvert, Storm Drain, and Sewer Pipe  
 CSP Concrete Sewer, Storm Drain, and Culvert Pipe  
 ESCP Extra Strength Clay Pipe  
 PVC Polyvinyl Chloride (PVC) Pipe  
 CPVC Corrugated Polyvinyl Chloride (PVC) Pipe with a Smooth Interior  
 PVCPW-794 Polyvinyl Chloride (PVC) Profile Wall Pipe-794  
 PVCPW-304 Polyvinyl Chloride (PVC) Profile Wall Pipe-304  
 PE Polyethylene (PE) Pipe with a Smooth Interior  
 PEPW Polyethylene (PE) Profile Wall Pipe  
 X This material may be used for the given pipe diameter and fill height.  
 NA This material is Not Acceptable for the given pipe diameter and fill height.  
 \*\* May be used if Bureau of Materials and Physical Research approves and with manufacturer's certification.

**STORM SEWERS**  
**KIND OF MATERIAL PERMITTED AND STRENGTH REQUIRED**  
**FOR A GIVEN PIPE DIAMETER AND FILL HEIGHT OVER THE TOP OF THE PIPE**

Nom. Dia. in.	Type 5 Fill Height: Greater than 20', not exceeding 25'					Type 6 Fill Height: Greater than 25', not exceeding 30'					Type 7 Fill Height: Greater than 30', not exceeding 35'	
	RCCP Class	PVC	CPVC	PVCPW -794	PVCPW -304	RCCP Class	PVC	CPVC	PVCPW -794	PVCPW -304	RCCP Class	PVC
10	NA	X	**	NA	NA	NA	X	**	NA	NA	NA	X
12	V-3160D	X	X	X	X	V-3790D	X	X	X	X	V-4000D	X
15	V-3080D	X	X	X	X	V-3390D	X	NA	NA	NA	V-3575D	X
18	V	X	X	X	X	V-3115D	X	NA	NA	NA	V-3300D	X
21	V	X	X	X	X	V	X	NA	NA	NA	V-3110D	X
24	V	X	X	X	X	V	X	NA	NA	NA	V	X
27	V	X	NA	NA	NA	V	X	NA	NA	NA	V	X
30	V	X	NA	NA	NA	V	X	NA	NA	NA	V	X
33	V	X	NA	NA	NA	V	X	NA	NA	NA	V	X
36	V	X	NA	NA	NA	V	X	NA	NA	NA	V	X
42	V	NA	NA	NA	NA	V	NA	NA	NA	NA	V	NA
48	V	NA	NA	NA	NA	V	NA	NA	NA	NA	V	NA
54	V	NA	NA	NA	NA	V	NA	NA	NA	NA	V	NA
60	V	NA	NA	NA	NA	V	NA	NA	NA	NA	V	NA
66	IV	NA	NA	NA	NA	V	NA	NA	NA	NA	V	NA
72	IV	NA	NA	NA	NA	V	NA	NA	NA	NA	V	NA
78	IV	NA	NA	NA	NA	V	NA	NA	NA	NA	V	NA
84	IV	NA	NA	NA	NA	V	NA	NA	NA	NA	V	NA
90	IV	NA	NA	NA	NA	V	NA	NA	NA	NA	V	NA
96	IV	NA	NA	NA	NA	V	NA	NA	NA	NA	V	NA
102	IV	NA	NA	NA	NA	V	NA	NA	NA	NA	V	NA
108	IV	NA	NA	NA	NA	V	NA	NA	NA	NA	V	NA

- RCCP Reinforced Concrete Culvert, Storm Drain, and Sewer Pipe
- PVC Polyvinyl Chloride (PVC) Pipe
- CPVC Corrugated Polyvinyl Chloride (PVC) Pipe with a Smooth Interior
- PVCPW-794 Polyvinyl Chloride (PVC) Profile Wall Pipe-794
- PVCPW-304 Polyvinyl Chloride (PVC) Profile Wall Pipe-304
- X This material may be used for the given pipe diameter and fill height.
- NA This material is Not Acceptable for the given pipe diameter and fill height.
- \*\* May be used if Bureau of Materials and Physical Research approves and with manufacturer's certification.
- Note RCCP Class V - 3160D, etc. shall be furnished according to AASHTO M 170 Section 6.  
 These loads are D loads to produce a 0.01 in. crack.

**STORM SEWERS (metric)**  
**KIND OF MATERIAL PERMITTED AND STRENGTH REQUIRED**  
**FOR A GIVEN PIPE DIAMETER AND FILL HEIGHT OVER THE TOP OF THE PIPE**

Nom. Dia. mm	Type 1 Fill Height: 1 m and less with 0.3 m minimum cover										Type 2 Fill Height: Greater than 1 m, not exceeding 3 m									
	RCCP Class	CSP Class	ESCP	PVC	CPVC	PVCPW -794	PVCPW -304	PE	CPE	PEPW	RCCP Class	CSP Class	ESCP	PVC	CPVC	PVCPW -794	PVCPW -304	PE	CPE	PEPW
250	NA	3	X	X	NA	NA	NA	X	NA	NA	NA	1	*X	X	**	NA	NA	X	NA	NA
300	IV	NA	NA	X	X	X	X	X	X	NA	III	1	*X	X	X	X	X	X	X	NA
375	IV	NA	NA	X	X	X	X	X	X	NA	III	2	X	X	X	X	X	X	X	NA
450	IV	NA	NA	X	X	X	X	X	X	X	III	2	X	X	X	X	X	X	X	X
525	IV	NA	NA	X	X	X	X	NA	NA	X	III	2	X	X	X	X	X	NA	NA	X
600	IV	NA	NA	X	X	X	X	X	X	X	III	2	X	X	X	X	X	X	X	X
675	IV	NA	NA	X	X	X	X	X	X	X	III	NA	X	X	X	X	X	X	X	X
750	III	NA	X	X	X	X	X	X	X	X	III	NA	X	X	X	X	X	X	X	X
825	III	NA	X	X	NA	X	X	X	X	X	III	NA	X	X	NA	X	X	X	X	X
900	III	NA	X	X	X	X	X	X	X	X	III	NA	X	X	X	X	X	X	X	X
1050	II	NA	NA	NA	NA	X	X	X	X	X	III	NA	NA	NA	X	X	X	X	X	X
1200	II	NA	NA	NA	NA	X	X	X	X	X	III	NA	NA	NA	X	X	X	X	X	X
1350	II	NA	NA	NA	NA	NA	NA	NA	NA	NA	III	NA	NA	NA	NA	NA	NA	NA	NA	NA
1500	I	NA	NA	NA	NA	NA	NA	NA	NA	NA	II	NA	NA	NA	NA	NA	NA	NA	NA	NA
1650	I	NA	NA	NA	NA	NA	NA	NA	NA	NA	II	NA	NA	NA	NA	NA	NA	NA	NA	NA
1800	I	NA	NA	NA	NA	NA	NA	NA	NA	NA	II	NA	NA	NA	NA	NA	NA	NA	NA	NA
1950	I	NA	NA	NA	NA	NA	NA	NA	NA	NA	II	NA	NA	NA	NA	NA	NA	NA	NA	NA
2100	I	NA	NA	NA	NA	NA	NA	NA	NA	NA	II	NA	NA	NA	NA	NA	NA	NA	NA	NA
2250	I	NA	NA	NA	NA	NA	NA	NA	NA	NA	II	NA	NA	NA	NA	NA	NA	NA	NA	NA
2400	I	NA	NA	NA	NA	NA	NA	NA	NA	NA	II	NA	NA	NA	NA	NA	NA	NA	NA	NA
2550	I	NA	NA	NA	NA	NA	NA	NA	NA	NA	II	NA	NA	NA	NA	NA	NA	NA	NA	NA
2700	I	NA	NA	NA	NA	NA	NA	NA	NA	NA	II	NA	NA	NA	NA	NA	NA	NA	NA	NA

- RCCP Reinforced Concrete Culvert, Storm Drain, and Sewer Pipe
- CSP Concrete Sewer, Storm Drain, and Culvert Pipe
- ESCP Extra Strength Clay Pipe
- PVC Polyvinyl Chloride (PVC) Pipe
- CPVC Corrugated Polyvinyl Chloride (PVC) Pipe with a Smooth Interior
- PVCPW-794 Polyvinyl Chloride (PVC) Profile Wall Pipe-794
- PVCPW-304 Polyvinyl Chloride (PVC) Profile Wall Pipe-304
- PE Polyethylene (PE) Pipe with a Smooth Interior
- CPE Corrugated Polyethylene (PE) Pipe with a Smooth Interior
- PEPW Polyethylene (PE) Profile Wall Pipe
- X This material may be used for the given pipe diameter and fill height.
- NA This material is Not Acceptable for the given pipe diameter and fill height.
- \* May also use standard strength Clay Sewer Pipe
- \*\* May be used if Bureau of Materials and Physical Research approves and with manufacturer's certification.

STORM SEWERS (metric) KIND OF MATERIAL PERMITTED AND STRENGTH REQUIRED FOR A GIVEN PIPE DIAMETER AND FILL HEIGHT OVER THE TOP OF THE PIPE														
Nom. Dia. mm	Type 3 Fill Height: Greater than 3 m, not exceeding 4.5 m									Type 4 Fill Height: Greater than 4.5 m, not exceeding 6 m				
	RCCP Class	CSP Class	ESCP	PVC	CPVC	PVCPW -794	PVCPW -304	PE	PEPW	RCCP Class	PVC	CPVC	PVCPW -794	PVCPW -304
250	NA	3	X	X	**	NA	NA	X	NA	NA	X	**	NA	NA
300	IV	NA	X	X	X	X	X	X	NA	V	X	X	X	X
375	IV	NA	NA	X	X	X	X	X	NA	V	X	X	X	X
450	IV	NA	NA	X	X	X	X	X	X	V	X	X	X	X
525	IV	NA	NA	X	X	X	X	NA	X	V	X	X	X	X
600	IV	NA	NA	X	X	X	X	X	X	V	X	X	X	X
675	IV	NA	NA	X	X	X	X	X	X	V	X	X	X	X
750	IV	NA	NA	X	X	X	X	X	X	V	X	X	X	X
825	IV	NA	NA	X	NA	X	X	X	X	IV	X	NA	X	X
900	IV	NA	NA	X	X	X	X	X	X	IV	X	X	X	X
1050	IV	NA	NA	NA	NA	X	X	X	X	IV	NA	NA	X	X
1200	IV	NA	NA	NA	NA	X	X	X	X	IV	NA	NA	X	X
1350	IV	NA	NA	NA	NA	NA	NA	NA	NA	IV	NA	NA	NA	NA
1500	IV	NA	NA	NA	NA	NA	NA	NA	NA	IV	NA	NA	NA	NA
1650	III	NA	NA	NA	NA	NA	NA	NA	NA	IV	NA	NA	NA	NA
1800	III	NA	NA	NA	NA	NA	NA	NA	NA	IV	NA	NA	NA	NA
1950	III	NA	NA	NA	NA	NA	NA	NA	NA	IV	NA	NA	NA	NA
2100	III	NA	NA	NA	NA	NA	NA	NA	NA	IV	NA	NA	NA	NA
2250	III	NA	NA	NA	NA	NA	NA	NA	NA	IV	NA	NA	NA	NA
2400	III	NA	NA	NA	NA	NA	NA	NA	NA	IV	NA	NA	NA	NA
2550	III	NA	NA	NA	NA	NA	NA	NA	NA	IV	NA	NA	NA	NA
2700	III	NA	NA	NA	NA	NA	NA	NA	NA	IV	NA	NA	NA	NA

- RCCP Reinforced Concrete Culvert, Storm Drain, and Sewer Pipe
- CSP Concrete Sewer, Storm Drain, and Culvert Pipe
- ESCP Extra Strength Clay Pipe
- PVC Polyvinyl Chloride (PVC) Pipe
- CPVC Corrugated Polyvinyl Chloride (PVC) Pipe with a Smooth Interior
- PVCPW-794 Polyvinyl Chloride (PVC) Profile Wall Pipe-794
- PVCPW-304 Polyvinyl Chloride (PVC) Profile Wall Pipe-304
- PE Polyethylene (PE) Pipe with a Smooth Interior
- PEPW Polyethylene (PE) Profile Wall Pipe
- X This material may be used for the given pipe-diameter and fill height.
- NA This material is Not Acceptable for the given pipe diameter and fill height.
- \*\* May be used if Bureau of Materials and Physical Research approves and with manufacturer's certification.

STORM SEWERS (metric) KIND OF MATERIAL PERMITTED AND STRENGTH REQUIRED FOR A GIVEN PIPE DIAMETER AND FILL HEIGHT OVER THE TOP OF THE PIPE												
Nom. Dia. mm	Type 5 Fill Height: Greater than 6 m, not exceeding 7.5 m					Type 6 Fill Height: Greater than 7.5 m, not exceeding 9 m					Type 7 Fill Height: Greater than 9 m, not exceeding 10.5 m	
	RCCP Class	PVC	CPVC	PVCPW -794	PVCPW -304	RCCP Class	PVC	CPVC	PVCPW -794	PVCPW -304	RCCP Class	PVC
250	NA	X	**	NA	NA	NA	X	**	NA	NA	NA	X
300	V-150D	X	X	X	X	V-180D	X	X	X	X	V-190D	X
375	V-145D	X	X	X	X	V-160D	X	NA	NA	NA	V-170D	X
450	V	X	X	X	X	V-150D	X	NA	NA	NA	V-160D	X
525	V	X	X	X	X	V	X	NA	NA	NA	V-150D	X
600	V	X	X	X	X	V	X	NA	NA	NA	V	X
675	V	X	NA	NA	NA	V	X	NA	NA	NA	V	X
750	V	X	NA	NA	NA	V	X	NA	NA	NA	V	X
825	V	X	NA	NA	NA	V	X	NA	NA	NA	V	X
900	V	X	NA	NA	NA	V	X	NA	NA	NA	V	X
1050	V	NA	NA	NA	NA	V	NA	NA	NA	NA	V	NA
1200	V	NA	NA	NA	NA	V	NA	NA	NA	NA	V	NA
1350	V	NA	NA	NA	NA	V	NA	NA	NA	NA	V	NA
1500	V	NA	NA	NA	NA	V	NA	NA	NA	NA	V	NA
1650	IV	NA	NA	NA	NA	V	NA	NA	NA	NA	V	NA
1800	IV	NA	NA	NA	NA	V	NA	NA	NA	NA	V	NA
1950	IV	NA	NA	NA	NA	V	NA	NA	NA	NA	V	NA
2100	IV	NA	NA	NA	NA	V	NA	NA	NA	NA	V	NA
2250	IV	NA	NA	NA	NA	V	NA	NA	NA	NA	V	NA
2400	IV	NA	NA	NA	NA	V	NA	NA	NA	NA	V	NA
2550	IV	NA	NA	NA	NA	V	NA	NA	NA	NA	V	NA
2700	IV	NA	NA	NA	NA	V	NA	NA	NA	NA	V	NA

- RCCP Reinforced Concrete Culvert, Storm Drain, and Sewer Pipe
- PVC Polyvinyl Chloride (PVC) Pipe
- CPVC Corrugated Polyvinyl Chloride (PVC) Pipe with a Smooth Interior
- PVCPW-794 Polyvinyl Chloride (PVC) Profile Wall Pipe-794
- PVCPW-304 Polyvinyl Chloride (PVC) Profile Wall Pipe-304
- X This material may be used for the given pipe diameter and fill height.
- NA This material is Not Acceptable for the given pipe diameter and fill height.
- \*\* May be used if Bureau of Materials and Physical Research approves and with manufacturer's certification.
- Note RCCP Class V - 150D, etc. shall be furnished according to AASHTO M 170M Section 6.  
These loads are D loads to produce a 0.3 mm crack.\*

Revise the last paragraph of Article 550.06 of the Standard Specifications to read:

"PVC and PE pipes shall be joined according to the manufacturer's specifications."

Revise the second paragraph of Article 550.07 of the Standard Specifications to read:

"When using flexible pipe, as listed in the first table of Article 550.03, the aggregate shall be continued to a height of at least 1 ft (300 mm) above the top of the pipe and compacted to a minimum of 95 percent of standard lab density by mechanical means."

Revise Article 550.08 of the Standard Specifications to read:

**550.08 Deflection Testing for Storm Sewers.** All PVC and PE storm sewers shall be tested for deflection not less than 30 days after the pipe is installed and the backfill compacted. The testing shall be performed in the presence of the Engineer.

For PVC and PE storm sewers with diameters 24 in. (600 mm) or smaller, a mandrel drag shall be used for deflection testing. For PVC and PE storm sewers with diameters over 24 in. (600 mm), deflection measurements other than by a mandrel drag shall be used.

Where the mandrel is used, the mandrel shall be furnished by the Contractor and pulled by hand through the pipeline with a suitable rope or cable connected to each end. Winching or other means of forcing the deflection gauge through the pipeline will not be allowed.

The mandrel shall be of a shape similar to that of a true circle enabling the gauge to pass through a satisfactory pipeline with little or no resistance. The mandrel shall be of a design to prevent it from tipping from side to side and to prevent debris build-up from occurring between the channels of the adjacent fins or legs during operation. Each end of the core of the mandrel shall have fasteners to which the pulling cables can be attached. The mandrel shall have nine, various sized fins or legs of appropriate dimension for various diameter pipes. Each fin or leg shall have a permanent marking that states its designated pipe size and percent of deflection allowable.

The outside diameter of the mandrel shall be 95 percent of the base inside diameter. For all PVC pipe and PE Profile Wall pipe, the base inside diameter shall be defined using ASTM D 3034 methodology. For all other PE pipe, the base inside diameter shall be defined as the average inside diameter based on the minimum and maximum tolerances specified in the corresponding ASTM or AASHTO material specifications.

If the pipe is found to have a deflection greater than that specified, that pipe section shall be removed, replaced, and retested."

Revise Article 1040.04(b) of the Standard Specifications to read:

"(b) Corrugated PE Pipe with a Smooth Interior. The pipe shall be according to AASHTO M 294 (nominal size – 12 to 48 in. (300 to 1200 mm)). The pipe shall be Type S or D."

Revised the first and second paragraphs of Article 1040.04(c) to read:

"(c) PE Profile Wall Pipe. The pipe shall be according to ASTM F 894 and shall have a minimum ring stiffness constant of 160. The pipe shall also have a minimum cell classification of PE 334433C as defined in ASTM D 3350.

(1) Pipe Culverts and Storm Sewers. When used for pipe culverts and storm sewers, the section properties shall be according to AASHTO's Section 17. The manufacturer shall submit written certification that the material meets AASHTO's Section 17 properties."

**SUBCONTRACTOR MOBILIZATION PAYMENTS (BDE)**

Effective: April 2, 2005

To account for the preparatory work and operations necessary for the movement of subcontractor personnel, equipment, supplies, and incidentals to the project site and for all other work or operations that must be performed or costs incurred when beginning work approved for subcontracting in accordance with Article 108.01 of the Standard Specifications, the Contractor shall make a mobilization payment to each subcontractor.

This mobilization payment shall be made at least 14 days prior to the subcontractor starting work. The amount paid shall be equal to 3 percent of the amount of the subcontract reported on form BC 260A submitted for the approval of the subcontractor's work.

This provision shall be incorporated directly or by reference into each subcontract approved by the Department.

80143

**TEMPORARY EROSION CONTROL (BDE)**

Effective: November 1, 2002

Revised: January 1, 2011

Add the following to Article 280.02 of the Standard Specifications to read:

- “(k) Filter Fabric ..... 1080.03
- “(l) Urethane Foam/Geotextile .....1081.15(i)”

Revise the third paragraph of Article 280.03 of the Standard Specifications to read:

“Erosion control systems shall be installed prior to beginning any activities which will potentially create erodible conditions. Erosion control systems for areas outside the limits of construction such as storage sites, plant sites, waste sites, haul roads, and Contractor furnished borrow sites shall be installed prior to beginning soil disturbing activities at each area. These offsite systems shall be designed by the Contractor and be subject to the approval of the Engineer.”

Add the following paragraph after the third paragraph of Article 280.03 of the Standard Specifications:

“The temporary erosion and sediment control systems shown on the plans represent the minimum systems anticipated for the project. Conditions created by the Contractor’s operations, or for the Contractor’s convenience, which are not covered by the plans, shall be protected as directed by the Engineer at no additional cost to the Department. Revisions or modifications of the erosion and sediment control systems shall have the Engineer’s written approval.”

Revise Article 280.04(a) of the Standard Specifications to read:

“(a) Temporary Ditch Checks. This system consists of the construction of temporary ditch checks to prevent siltation, erosion, or scour of ditches and drainage ways. Temporary ditch checks shall be constructed with products from the Department’s approved list, rolled excelsior, or with aggregate placed on filter fabric when specified. Filter fabric shall be installed according to the requirements of Section 282. Riprap shall be placed according to Article 281.04. Manufactured ditch checks shall be installed according to the manufacturer’s specifications. Spacing of ditch checks shall be such that the low point in the center of one ditch check is at the same elevation as the base of the ditch check immediately upstream. Temporary ditch checks shall be sufficiently long enough that the top of the device in the middle of the ditch is 6 in. (150 mm) lower than the bottom of the terminating ends of the ditch side slopes.

When rolled excelsior is used, each ditch check shall be installed and maintained such that the device is no less than 10 in. (250 mm) high at the point of overflow. Units installed at a spacing requiring a height greater than 10 in. (250 mm) shall be maintained at the height for the spacing at which they were originally installed.”



Revise the last sentence of the first paragraph Article 280.04(b) of the Standard Specifications to read:

"The barrier shall be constructed with rolled excelsior, silt filter fence, or urethane foam/geotextiles."

Revise the last sentence of the first paragraph of Article 280.04(g) of the Standard Specifications to read:

"The temporary mulch cover shall be installed according to Article 251.03 except for any reference to seeding."

Add the following to Article 280.04 of the Standard Specifications:

- (h) Temporary Erosion Control Blanket. This system consists of temporarily installing erosion control blanket or heavy duty erosion control blanket over areas that are to be reworked during a later construction phase. Work shall be according to Article 251.04 except references to seeding and fertilizer shall not apply. When an area is to be reworked more than once, the blanket shall be carefully removed, properly stored, and then reinstalled over the same area."

Revise Article 280.07(b) of the Standard Specifications to read:

- "(b) Temporary Ditch Checks. This work will be measured for payment along the long axis of the device in place in feet (meters) except for aggregate ditch checks which will be measured for payment in tons (metric tons). Payment will not be made for aggregate in excess of 108 percent of the amount specified by the Engineer."

Revise Article 280.07(f) of the Standard Specifications to read:

- "(f) Temporary Mulch. This work will be measured for payment according to Article 251.05(b)."

Add the following to Article 280.07 of the Standard Specifications:

- "(g) Temporary Erosion Control Blanket. This work will be measured for payment in place in square yards (square meters) of actual surface covered.

Add the following paragraph after the ninth paragraph of Article 280.07 of the Standard Specifications:

"Temporary or permanent erosion control systems required for areas outside the limits of construction will not be measured for payment."

Revise Article 280.08(b) of the Standard Specifications to read:

“(b) Temporary Ditch Checks. This work will be paid for at the contract unit price per foot (meter) for TEMPORARY DITCH CHECKS except for aggregate ditch checks which will be paid for at the contract unit price per ton (metric ton) for AGGREGATE DITCH CHECKS.”

Revise Article 280.08(f) of the Standard Specifications to read:

“(f) Temporary Mulch. Temporary Mulch will be paid for according to Article 251.06.”

Add the following to Article 280.08 of the Standard Specifications:

“(g) Temporary Erosion Control Blanket. Temporary Erosion Control Blanket will be paid for at the contract unit price per square yard (square meter) for TEMPORARY EROSION CONTROL BLANKET or TEMPORARY HEAVY DUTY EROSION CONTROL BLANKET.

The work of removing, storing, and reinstalling the blanket over areas to be reworked more than once will not be paid for separately but shall be included in the cost of the temporary erosion control blanket or temporary heavy duty erosion control blanket.”

Delete the tenth (last) paragraph of Article 280.08 of the Standard Specifications.

Revise the second sentence of the first paragraph of Article 1081.15(e) of the Standard Specifications to read:

“The upstream facing of the aggregate ditch check shall be constructed of gradation CA 3. The remainder of the ditch check shall be constructed of gradation RR 3.”

Revise Article 1081.15(f) of the Supplemental Specifications to read:

“(f) Rolled Excelsior. Rolled excelsior shall consist of an excelsior fiber filling totally encased inside netting and sealed with metal clips or knotted at the ends. The fiber density shall be a minimum of 1.24 lb/cu ft (20 kg/cu m) based on a moisture content of 22 percent at manufacturing. The netting shall be composed of a polyester or polypropylene material which retains 70 percent of its strength after 500 hours of exposure to sunlight. The maximum opening of the net shall be 1 x 1 in. (25 x 25 mm).”

Add the following to Article 1081.15 of the Standard Specifications:

“(i) Urethane Foam/Geotextile. Urethane foam/geotextile shall be triangular shaped having a minimum height of 10 in. (250 mm) in the center with equal sides and a minimum 20 in. (500 mm) base. The triangular shaped inner material shall be a low density urethane foam. The outer cover shall be a woven geotextile fabric placed around the inner material and allowed to extend beyond both sides of the triangle a minimum of 18 in. (450 mm).

(1) The geotextile shall meet the following properties:

151A

Property	Value	Test Method
Grab Tensile Strength lb (N) (min.)	124 (550) min.	ASTM D 4632
Grab Elongation @ Brake (percent)	15 min.	ASTM D 4632
Burst Strength psi (kPa)	280 (1930) min.	ASTM D 3786
AOS (Sieve No.)	30 min.	ASTM D 4751
UV Resistance (500 hours) (percent)	80 min.	ASTM D 4355

(2) The urethane foam shall meet the following properties:

Property	Value	Test Method
Density lb/cu ft (kg/cu m)	1.0 ± 0.1 (16.0 ± 1.6)	ASTM D 3574
Tensile Strength psi (kPa)	10 (70) min.	ASTM D 3574
Elongation (percent)	125 min.	ASTM D 3574
Tear Resistance lb/in. (N/mm)	1.25 (0.22)	ASTM D 3574"

80087

151 B

**TRAINING SPECIAL PROVISIONS (BDE)** This Training Special Provision supersedes Section 7b of the Special Provision entitled "Specific Equal Employment Opportunity Responsibilities," and is in implementation of 23 U.S.C. 140(a).

As part of the contractor's equal employment opportunity affirmative action program, training shall be provided as follows:

The contractor shall provide on-the-job training aimed at developing full journeyman in the type of trade or job classification involved. The number of trainees to be trained under this contract will be 1. In the event the contractor subcontracts a portion of the contract work, he shall determine how many, if any, of the trainees are to be trained by the subcontractor, provided however, that the contractor shall retain the primary responsibility for meeting the training requirements imposed by this special provision. The contractor shall also insure that this Training Special Provision is made applicable to such subcontract. Where feasible, 25 percent of apprentices or trainees in each occupation shall be in their first year of apprenticeship or training.

The number of trainees shall be distributed among the work classifications on the basis of the contractor's needs and the availability of journeymen in the various classifications within the reasonable area of recruitment. Prior to commencing construction, the contractor shall submit to the Illinois Department of Transportation for approval the number of trainees to be trained in each selected classification and training program to be used. Furthermore, the contractor shall specify the starting time for training in each of the classifications. The contractor will be credited for each trainee employed by him on the contract work who is currently enrolled or becomes enrolled in an approved program and will be reimbursed for such trainees as provided hereinafter.

Training and upgrading of minorities and women toward journeyman status is a primary objective of this Training Special Provision. Accordingly, the contractor shall make every effort to enroll minority trainees and women (e.g. by conducting systematic and direct recruitment through public and private sources likely to yield minority and women trainees) to the extent such persons are available within a reasonable area of recruitment. The contractor will be responsible for demonstrating the steps that he has taken in pursuance thereof, prior to a determination as to whether the contractor is in compliance with this Training Special Provision. This training commitment is not intended, and shall not be used, to discriminate against any applicant for training, whether a member of a minority group or not.

No employee shall be employed as a trainee in any classification in which he has successfully completed a training course leading to journeyman status or in which he has been employed as a journeyman. The contractor should satisfy this requirement by including appropriate questions in the employee application or by other suitable means. Regardless of the method used the contractor's records should document the findings in each case.

The minimum length and type of training for each classification will be as established in the training program selected by the contractor and approved by the Illinois Department of Transportation and the Federal Highway Administration. The Illinois Department of Transportation and the Federal Highway Administration shall approve a program, if it is reasonably calculated to meet the equal employment opportunity obligations of the contractor and to qualify the average trainee for journeyman status in the classification concerned by the end of the training period. Furthermore, apprenticeship programs registered with the U.S. Department of Labor, Bureau of Apprenticeship and Training, or with a State apprenticeship agency recognized by the Bureau and training programs approved by not necessarily sponsored by the U.S. Department of Labor, Manpower Administration, Bureau of Apprenticeship and Training shall also be considered acceptable provided it is being administered in a manner consistent with the equal employment obligations of Federal-aid highway construction contracts. Approval or acceptance of a training program shall be obtained from the State prior to commencing work on the classification covered by the program. It is the intention of these provisions that training is to be provided in the construction crafts rather than clerk-typists or secretarial-type positions. Training is permissible in lower level management positions such as office engineers, estimators, timekeepers, etc., where the training is oriented toward construction applications. Training in the laborer classification may be permitted provided that significant and meaningful training is provided and approved by the Illinois Department of Transportation and the Federal Highway Administration. Some offsite training is permissible as long as the training is an integral part of an approved training program and does not comprise a significant part of the overall training.

Except as otherwise noted below, the contractor will be reimbursed 80 cents per hour of training given an employee on this contract in accordance with an approved training program. As approved by the Engineer, reimbursement will be made for training of persons in excess of the number specified herein. This reimbursement will be made even though the contractor receives additional training program funds from other sources, provided such other source does not specifically prohibit the contractor from receiving other reimbursement. Reimbursement for offsite training indicated above may only be made to the contractor where he does one or more of the following and the trainees are concurrently employed on a Federal-aid project; contributes to the cost of the training, provides the instruction to the trainee or pays the trainee's wages during the offsite training period.

No payment shall be made to the contractor if either the failure to provide the required training, or the failure to hire the trainee as a journeyman, is caused by the contractor and evidences a lack of good faith on the part of the contractor in meeting the requirement of this Training Special Provision. It is normally expected that a trainee will begin his training on the project as soon as feasible after start of work utilizing the skill involved and remain on the project as long as training opportunities exist in his work classification or until he has completed his training program.

It is not required that all trainees be on board for the entire length of the contract. A contractor will have fulfilled his responsibilities under this Training Special Provision if he has provided acceptable training to the number of trainees specified. The number trained shall be determined on the basis of the total number enrolled on the contract for a significant period.

Trainees will be paid at least 60 percent of the appropriate minimum journeyman's rate specified in the contract for the first half of the training period, 75 percent for the third quarter of the training period, and 90 percent for the last quarter of the training period, unless apprentices or trainees in an approved existing program are enrolled as trainees on this project. In that case, the appropriate rates approved by the Departments of Labor or Transportation in connection with the existing program shall apply to all trainees being trained for the same classification who are covered by this Training Special Provision.

The contractor shall furnish the trainee a copy of the program he will follow in providing the training. The contractor shall provide each trainee with a certification showing the type and length of training satisfactorily complete.

The contractor will provide for the maintenance of records and furnish periodic reports documenting his performance under this Training Special Provision.

METHOD OF MEASUREMENT The unit of measurement is in hours.

BASIS OF PAYMENT This work will be paid for at the contract unit price of 80 cents per hour for TRAINEES. The estimated total number of hours, unit price and total price have been included in the schedule of prices.

20338

**WORKING DAYS (BDE)**

Effective: January 1, 2002

The Contractor shall complete the work within 60 working days.

80071

**REQUIRED CONTRACT PROVISIONS  
FEDERAL-AID CONSTRUCTION CONTRACTS**

	Page
I. General .....	1
II. Nondiscrimination .....	1
III. Nonsegregated Facilities .....	3
IV. Payment of Predetermined Minimum Wage.....	3
V. Statements and Payrolls .....	5
VI. Record of Materials, Supplies, and Labor.....	6
VII. Subletting or Assigning the Contract.....	6
VIII. Safety: Accident Prevention .....	7
IX. False Statements Concerning Highway Projects.....	7
X. Implementation of Clean Air Act and Federal Water Pollution Control Act .....	7
XI. Certification Regarding Debarment, Suspension, Ineligibility, and Voluntary Exclusion .....	8
XII. Certification Regarding Use of Contract Funds for Lobbying .....	9

**ATTACHMENTS**

**A. Employment Preference for Appalachian Contracts  
(included in Appalachian contracts only)**

**I. GENERAL**

1. These contract provisions shall apply to all work performed on the contract by the contractor's own organization and with the assistance of workers under the contractor's immediate superintendence and to all work performed on the contract by piecework, station work, or by subcontract.
2. Except as otherwise provided for in each section, the contractor shall insert in each subcontract all of the stipulations contained in these Required Contract Provisions, and further require their inclusion in any lower tier subcontract or purchase order that may in turn be made. The Required Contract Provisions shall not be incorporated by reference in any case. The prime contractor shall be responsible for compliance by any subcontractor or lower tier subcontractor with these Required Contract Provisions.
3. A breach of any of the stipulations contained in these Required Contract Provisions shall be sufficient grounds for termination of the contract.
4. A breach of the following clauses of the Required Contract Provisions may also be grounds for debarment as provided in 29 CFR 5.12:  
  
  - Section I, paragraph 2;
  - Section IV, paragraphs 1, 2, 3, 4 and 7;
  - Section V, paragraphs 1 and 2a through 2g.
5. Disputes arising out of the labor standards provisions of Section IV (except paragraph 5) and Section V of these Required Contract Provisions shall not be subject to the general disputes clause of this contract. Such disputes shall be resolved in accordance with the procedures of the U.S. Department of Labor (DOL) as set forth in 29 CFR 5, 6 and 7. Disputes within the meaning of this clause include disputes between the contractor (or any of its subcontractors) and the contracting agency, the DOL, or the contractor's employees or their representatives.

6. Selection of Labor: During the performance of this contract, the contractor shall not:
  - a. Discriminate against labor from any other State, possession, or territory of the United States (except for employment preference for Appalachian contracts, when applicable, as specified in Attachment A), or

- b. Employ convict labor for any purpose within the limits of the project unless it is labor performed by convicts who are on parole, supervised release, or probation.

**II. NONDISCRIMINATION**

(Applicable to all Federal-aid construction contracts and to all related subcontracts of \$10,000 or more.)

**1. Equal Employment Opportunity:** Equal employment opportunity (EEO) requirements not to discriminate and to take affirmative action to assure equal opportunity as set forth under laws, executive orders, rules, regulations (28 CFR 35, 29 CFR 1630 and 41 CFR 60 (and orders of the Secretary of Labor as modified by the provisions prescribed herein, and imposed pursuant to 23 U.S.C. 140 shall constitute the EEO and specific affirmative action standards for the contractor's project activities under this contract. The Equal Opportunity Construction Contract Specifications set forth under 41 CFR 60-4.3 and the provisions of the American Disabilities Act of 1990 (42 U.S.C. 12101 et seq.) set forth under 28 CFR 35 and 29 CFR 1630 are incorporated by reference in this contract. In the execution of this contract, the contractor agrees to comply with the following minimum specific requirement activities of EEO:

- a. The contractor will work with the State highway agency (SHA) and the Federal Government in carrying out EEO obligations and in their review of his/her activities under the contract.
- b. The contractor will accept as his operating policy the following statement: "It is the policy of this Company to assure that applicants are employed, and that employees are treated during employment, without regard to their race, religion, sex, color, national origin, age or disability. Such action shall include: employment, upgrading, demotion, or transfer; recruitment or recruitment advertising; layoff or termination; rates of pay or other forms of compensation; and selection for training, including apprenticeship, preapprenticeship, and/or on-the-job-training."

**2. EEO Officer:** The contractor will designate and make known to the SHA contracting officers an EEO Officer who will have the responsibility for an must be capable of effectively administering and promoting an active contractor program of EEO and who must be assigned adequate authority and responsibility to do so.

**3. Dissemination of Policy:** All members of the contractor's staff who are authorized to hire, supervise, promote, and discharge employees, or who recommend such action, or who are substantially involved in such action, will be made fully cognizant of, and will implement, the contractor's EEO policy and contractual responsibilities to provide EEO in each grade and classification of employment. To ensure that the above agreement will be met, the following actions will be taken as a minimum:

- a. Periodic meetings of supervisory and personnel office employees will be conducted before the start of work and then not less often than once every six months, at which time the contractor's EEO policy and its implementation will be reviewed and explained. The meetings will be conducted by the EEO Officer.
- b. All new supervisory or personnel office employees will be given a thorough indoctrination by the EEO Officer, covering all major aspects of the contractor's EEO obligations within thirty days following their reporting for duty with the contractor.
- c. All personnel who are engaged in direct recruitment for the project will be instructed by the EEO Officer in the contractor's procedures for locating and hiring minority group employees.
- d. Notices and posters setting forth the contractor's EEO policy will be placed in areas readily accessible to employees,



applicants for employment and potential employees.

e. The contractor's EEO policy and the procedures to implement such policy will be brought to the attention of employees by means of meetings, employee handbooks, or other appropriate means.

**4. Recruitment:** When advertising for employees, the contractor will include in all advertisements for employees the notation: "An Equal Opportunity Employer." All such advertisements will be placed in publications having a large circulation among minority groups in the area from which the project work force would normally be derived.

a. The contractor will, unless precluded by a valid bargaining agreement, conduct systematic and direct recruitment through public and private employees referral sources likely to yield qualified minority group applicants. To meet this requirement, the contractor will identify sources of potential minority group employees, and establish which such identified sources procedures whereby minority group applicants may be referred to the contractor for employment consideration.

b. In the event the contractor has a valid bargaining agreement providing for exclusive hiring hall referrals, he is expected to observe the provisions of that agreement to the extent that the system permits the contractor's compliance with EEO contract provisions. (The DOL has held that where implementation of such agreements have the effect of discriminating against minorities or women, or obligates the contractor to do the same, such implementation violates Executive Order 11246, as amended.)

c. The contractor will encourage his present employees to refer minority group applicants for employment. Information and procedures with regard to referring minority group applicants will be discussed with employees.

**5. Personnel Actions:** Wages, working conditions, and employee benefits shall be established and administered, and personnel actions of every type, including hiring, upgrading, promotion, transfer, demotion, layoff, and termination, shall be taken without regard to race, color, religion, sex, national origin, age or disability. The following procedures shall be followed:

a. The contractor will conduct periodic inspections of project sites to insure that working conditions and employee facilities do not indicate discriminatory treatment of project site personnel.

b. The contractor will periodically evaluate the spread of wages paid within each classification to determine any evidence of discriminatory wage practices.

c. The contractor will periodically review selected personnel actions in depth to determine whether there is evidence of discrimination. Where evidence is found, the contractor will promptly take corrective action. If the review indicates that the discrimination may extend beyond the actions reviewed, such corrective action shall include all affected persons.

d. The contractor will promptly investigate all complaints of alleged discrimination made to the contractor in connection with his obligations under this contract, will attempt to resolve such complaints, and will take appropriate corrective action within a reasonable time. If the investigation indicates that the discrimination may affect persons other than the complainant, such corrective action shall include such other persons. Upon completion of each investigation, the contractor will inform every complainant of all of his avenues of appeal.

#### **6. Training and Promotion:**

a. The contractor will assist in locating, qualifying, and increasing the skills of minority group and women employees, and applicants for employment.

b. Consistent with the contractor's work force requirements and as permissible under Federal and State regulations, the contractor shall make full use of training programs, i.e., apprenticeship, and on-the-job training programs for the geographical area of contract performance. Where feasible, 25 percent of apprentices or trainees in each occupation shall be

in their first year of apprenticeship or training. In the event a special provision for training is provided under this contract, this subparagraph will be superseded as indicated in the special provision.

c. The contractor will advise employees and applicants for employment of available training programs and entrance requirements for each.

d. The contractor will periodically review the training and promotion potential of minority group and women employees and will encourage eligible employees to apply for such training and promotion.

**7. Unions:** If the contractor relies in whole or in part upon unions as a source of employees, the contractor will use his/her best efforts to obtain the cooperation of such unions to increase opportunities for minority groups and women within the unions, and to effect referrals by such unions of minority and female employees. Actions by the contractor either directly or through a contractor's association acting as agent will include the procedures set forth below:

a. The contractor will use best efforts to develop, in cooperation with the unions, joint training programs aimed toward qualifying more minority group members and women for membership in the unions and increasing the skills of minority group employees and women so that they may qualify for higher paying employment.

b. The contractor will use best efforts to incorporate an EEO clause into each union agreement to the end that such union will be contractually bound to refer applicants without regard to their race, color, religion, sex, national origin, age or disability.

c. The contractor is to obtain information as to the referral practices and policies of the labor union except that to the extent such information is within the exclusive possession of the labor union and such labor union refuses to furnish such information to the contractor, the contractor shall so certify to the SHA and shall set forth what efforts have been made to obtain such information.

d. In the event the union is unable to provide the contractor with a reasonable flow of minority and women referrals within the time limit set forth in the collective bargaining agreement, the contractor will, through independent recruitment efforts, fill the employment vacancies without regard to race, color, religion, sex, national origin, age or disability; making full efforts to obtain qualified and/or qualifiable minority group persons and women. (The DOL has held that it shall be no excuse that the union with which the contractor has a collective bargaining agreement providing for exclusive referral failed to refer minority employees.) In the event the union referral practice prevents the contractor from meeting the obligations pursuant to Executive Order 11246, as amended, and these special provisions, such contractor shall immediately notify the SHA.

**8. Selection of Subcontractors, Procurement of Materials and Leasing of Equipment:** The contractor shall not discriminate on the grounds of race, color, religion, sex, national origin, age or disability in the selection and retention of subcontractors, including procurement of materials and leases of equipment.

a. The contractor shall notify all potential subcontractors and suppliers of his/her EEO obligations under this contract.

b. Disadvantaged business enterprises (DBE), as defined in 49 CFR 23, shall have equal opportunity to compete for and perform subcontracts which the contractor enters into pursuant to this contract. The contractor will use his best efforts to solicit bids from

and to utilize DBE subcontractors or subcontractors with meaningful

minority group and female representation among their employees.

Contractors shall obtain lists of DBE construction firms from SHA

personnel.

c. The contractor will use his best efforts to ensure subcontractor compliance with their EEO obligations.

**9. Records and Reports:** The contractor shall keep such records as necessary to document compliance with the EEO requirements. Such records shall be retained for a period of three years following completion of the contract work and shall be available at reasonable times and places for inspection by authorized representatives of the SHA and the FHWA.

a. The records kept by the contractor shall document the following:

(1) The number of minority and non-minority group members and women employed in each work classification on the project;

(2) The progress and efforts being made in cooperation with unions, when applicable, to increase employment opportunities for minorities and women;

(3) The progress and efforts being made in locating, hiring, training,

qualifying, and upgrading minority and female employees; and

(4) The progress and efforts being made in securing the services of

DBE subcontractors or subcontractors with meaningful minority and

female representation among their employees.

b. The contractors will submit an annual report to the SHA each July for the duration of the project, indicating the number of minority, women, and non-minority group employees currently engaged in each work classification required by the contract work. This information is to be reported on Form FHWA-1391. If on-the-job training is being required by special provision, the contractor will be required to collect and report training data.

### III. NONSEGREGATED FACILITIES

(Applicable to all Federal-aid construction contracts and to all related subcontracts of \$10,000 or more.)

a. By submission of this bid, the execution of this contract or subcontract, or the consummation of this material supply agreement or purchase order, as appropriate, the bidder, Federal-aid construction contractor, subcontractor, material supplier, or vendor, as appropriate, certifies that the firm does not maintain or provide for its employees any segregated facilities at any of its establishments, and that the firm does not permit its employees to perform their services at any location, under its control, where segregated facilities are maintained. The firm agrees that a breach of this certification is a violation of the EEO provisions of this contract. The firm further certifies that no employee will be denied access to adequate facilities on the basis of sex or disability.

b. As used in this certification, the term "segregated facilities" means any waiting rooms, work areas, restrooms and washrooms, restaurants and other eating areas, timeclocks, locker rooms, and other storage or dressing areas, parking lots, drinking fountains, recreation or entertainment areas, transportation, and housing facilities provided for employees which are segregated by explicit directive, or are, in fact, segregated on the basis of race, color, religion, national origin, age or disability, because of habit, local custom, or otherwise. The only exception will be for the disabled when the demands for accessibility override (e.g. disabled parking).

c. The contractor agrees that it has obtained or will obtain identical certification from proposed subcontractors or material suppliers prior to award of subcontracts or consummation of material supply agreements of \$10,000 or more and that it will retain such certifications in its files.

### IV. PAYMENT OF PREDETERMINED MINIMUM WAGE

(Applicable to all Federal-aid construction contracts exceeding \$2,000 and to all related subcontracts, except for projects located

on roadways classified as local roads or rural minor collectors, which are exempt.)

#### 1. General:

a. All mechanics and laborers employed or working upon the site of the work will be paid unconditionally and not less often than once a week and without subsequent deduction or rebate on any account [except such payroll deductions as are permitted by regulations (29 CFR 3) issued by the Secretary of Labor under the Copeland Act (40 U.S.C. 276c)] the full amounts of wages and bona fide fringe benefits (or cash equivalents thereof) due at time of payment. The payment shall be computed at wage rates not less than those contained in the wage determination of the Secretary of Labor (hereinafter "the wage determination") which is attached hereto and made a part hereof, regardless of any contractual relationship which may be alleged to exist between the contractor or its subcontractors and such laborers and mechanics. The wage determination (including any additional classifications and wage rates conformed under paragraph 2 of this Section IV and the DOL poster (WH-1321) or Form FHWA-1495) shall be posted at all times by the contractor and its subcontractors at the site of the work in a prominent and accessible place where it can be easily seen by the workers. For the purpose of this Section, contributions made or costs reasonably anticipated for bona fide fringe benefits under Section 1(b)(2) of the Davis-Bacon Act (40 U.S.C. 276a) on behalf of laborers or mechanics are considered wages paid to such laborers or mechanics, subject to the provisions of Section IV, paragraph 3b, hereof. Also, for the purpose of this Section, regular contributions made or costs incurred for more than a weekly period (but not less often than quarterly) under plans, funds, or programs, which cover the particular weekly period, are deemed to be constructively made or incurred during such weekly period. Such laborers and mechanics shall be paid the appropriate wage rate and fringe benefits on the wage determination for the classification of work actually performed, without regard to skill, except as provided in paragraphs 4 and 5 of this Section IV.

b. Laborers or mechanics performing work in more than one classification may be compensated at the rate specified for each classification for the time actually worked therein, provided, that the employer's payroll records accurately set forth the time spent in each classification in which work is performed.

c. All rulings and interpretations of the Davis-Bacon Act and related acts contained in 29 CFR 1, 3, and 5 are herein incorporated by reference in this contract.

#### 2. Classification:

a. The SHA contracting officer shall require that any class of laborers or mechanics employed under the contract, which is not listed in the wage determination, shall be classified in conformance with the wage determination.

b. The contracting officer shall approve an additional classification, wage rate and fringe benefits only when the following criteria have been met:

(1) the work to be performed by the additional classification requested is not performed by a classification in the wage determination;

(2) the additional classification is utilized in the area by the construction industry;

(3) the proposed wage rate, including any bona fide fringe benefits, bears a reasonable relationship to the wage rates contained in the wage determination; and

(4) with respect to helpers, when such a classification prevails in the area in which the work is performed.

c. If the contractor or subcontractors, as appropriate, the laborers and mechanics (if known) to be employed in the additional classification or their representatives, and the

contracting officer agree on the classification and wage rate (including the amount designated for fringe benefits where appropriate), a report of the action taken shall be sent by the contracting officer to the DOL, Administrator of the Wage and Hour Division, Employment Standards Administration, Washington, D.C. 20210. The Wage and Hour Administrator, or an authorized representative, will approve, modify, or disapprove every additional classification action within 30 days of receipt and so advise the contracting officer or will notify the contracting officer within the 30-day period that additional time is necessary.

d. In the event the contractor or subcontractors, as appropriate, the laborers or mechanics to be employed in the additional classification or their representatives, and the contracting officer do not agree on the proposed classification and wage rate (including the amount designated for fringe benefits, where appropriate), the contracting officer shall refer the question, including the views of all interested parties and the recommendation of the contracting officer, to the Wage and Hour Administrator for determination. Said Administrator, or an authorized representative, will issue a determination within 30 days of receipt and so advised the contracting officer or will notify the contracting officer within the 30-day period that additional time is necessary.

e. The wage rate (including fringe benefits where appropriate) determined pursuant to paragraph 2c or 2d of this Section IV shall be paid to all workers performing work in the additional classification from the first day on which work is performed in the classification.

### 3. Payment of Fringe Benefits:

a. Whenever the minimum wage rate prescribed in the contract for a class of laborers or mechanics includes a fringe benefit which is not expressed as an hourly rate, the contractor or subcontractors, as appropriate, shall either pay the benefit as stated in the wage determination or shall pay another bona fide fringe benefit or an hourly case equivalent thereof.

b. If the contractor or subcontractor, as appropriate, does not make payments to a trustee or other third person, he/she may consider as a part of the wages of any laborer or mechanic the amount of any cost reasonably anticipated in providing bona fide fringe benefits under a plan or program, provided that the Secretary of Labor has found, upon the written request of the contractor, that the applicable standards of the Davis-Bacon Act have been met. The Secretary of Labor may require the contractor to set aside in a separate account assets for the meeting of obligations under the plan or program.

### 4. Apprentices and Trainees (Programs of the U.S. DOL) and Helpers:

#### a. Apprentices:

(1) Apprentices will be permitted to work at less than the predetermined rate for the work they performed when they are employed pursuant to and individually registered in a bona fide apprenticeship program registered with the DOL, Employment and Training Administration, Bureau of Apprenticeship and Training, or with a State apprenticeship agency recognized by the Bureau, or if a person is employed in his/her first 90 days of probationary employment as an apprentice in such an apprenticeship program, who is not individually registered in the program, but who has been certified by the Bureau of Apprenticeship and Training or a State apprenticeship agency (where appropriate) to be eligible for probationary employment as an apprentice.

(2) The allowable ratio of apprentices to journeyman-level employees on the job site in any craft classification shall not be greater than the ratio permitted to the contractor as to the entire work force under the registered program. Any

employee listed on a payroll at an apprentice wage rate, who is not registered or otherwise employed as stated above, shall be paid not less than the applicable wage rate listed in the wage determination for the classification of work actually performed. In addition, any apprentice performing work on the job site in excess of the ratio permitted under the registered program shall be paid not less than the applicable wage rate on the wage determination for the work actually performed. Where a contractor or subcontractor is performing construction on a project in a locality other than that in which its program is registered, the ratios and wage rates (expressed in percentages of the journeyman-level hourly rate) specified in the contractor's or subcontractor's registered program shall be observed.

(3) Every apprentice must be paid at not less than the rate specified in the registered program for the apprentice's level of progress, expressed as a percentage of the journeyman-level hourly rate specified in the applicable wage determination. Apprentices shall be paid fringe benefits in accordance with the provisions of the apprenticeship program. If the apprenticeship program does not specify fringe benefits, apprentices must be paid

the full amount of fringe benefits listed on the wage determination

for the applicable classification. If the Administrator for the Wage

and Hour Division determines that a different practice prevails for

the applicable apprentice classification, fringes shall be paid in accordance with that determination.

(4) In the event the Bureau of Apprenticeship and Training, or a State apprenticeship agency recognized by the Bureau, withdraws approval of an apprenticeship program, the contractor or subcontractor will no longer be permitted to utilize apprentices at less than the applicable predetermined rate for the comparable work performed by regular employees until an acceptable program is approved.

#### b. Trainees:

(1) Except as provided in 29 CFR 5.16, trainees will not be permitted to work at less than the predetermined rate for the work performed unless they are employed pursuant to and individually registered in a program which has received prior approval, evidenced by formal certification by the DOL, Employment and Training Administration.

(2) The ratio of trainees to journeyman-level employees on the job site shall not be greater than permitted under the plan approved by the Employment and Training Administration. Any employee listed on the payroll at a trainee rate who is not registered and participating in a training plan approved by the Employment and Training Administration shall be paid not less than the applicable wage rate on the wage determination for the classification of work actually performed. In addition, any trainee performing work on the job site in excess of the ratio permitted under the registered program shall be paid not less than the applicable wage rate on the wage determination for the work actually performed.

(3) Every trainee must be paid at not less than the rate specified in the approved program for his/her level of progress, expressed as a percentage of the journeyman-level hourly rate specified in the applicable wage determination. Trainees shall be paid fringe benefits in accordance with the provisions of the trainee program. If the trainee program does not mention fringe benefits, trainees shall be paid the full amount of fringe benefits listed on the wage determination unless the Administrator of the Wage and Hour Division determines that there is an apprenticeship program associated with the corresponding journeyman-level wage rate on the wage determination which provides for less than full fringe benefits for apprentices, in which cases such trainees shall receive the same fringe benefits as apprentices.

(4) In the event the Employment and Training Administration

withdraws approval of a training program, the contractor or subcontractor will no longer be permitted to utilize trainees at less than the applicable predetermined rate for the work performed until an acceptable program is approved.

**c. Helpers:**

Helpers will be permitted to work on a project if the helper classification is specified and defined on the applicable wage determination or is approved pursuant to the conformance procedure set forth in Section IV. 2. Any worker listed on a payroll at a helper wage rate, who is not a helper under a approved definition, shall be paid not less than the applicable wage rate on the wage determination for the classification of work actually performed.

**5. Apprentices and Trainees (Programs of the U.S. DOT):**

Apprentices and trainees working under apprenticeship and skill training programs which have been certified by the Secretary of Transportation as promoting EEO in connection with Federal-aid highway construction programs are not subject to the requirements of paragraph 4 of this Section IV. The straight time hourly wage rates for apprentices and trainees under such programs will be established by the particular programs. The ratio of apprentices and trainees to journeymen shall not be greater than permitted by the terms of the particular program.

**6. Withholding:**

The SHA shall upon its own action or upon written request of an authorized representative of the DOL withhold, or cause to be withheld, from the contractor or subcontractor under this contract or any other Federal contract with the same prime contractor or any other Federally-assisted contract subject to Davis-Bacon prevailing wage requirements which is held by the same prime contractor, as much of the accrued payments or advances as may be considered necessary to pay laborers and mechanics, including apprentices, trainee's and helpers, employed by the contractor or any subcontractor the full amount of wages required by the contract. In the event of failure to pay any laborer or mechanic, including any apprentice, trainee, or helper, employed or working on the site of the work, all or part of the wages required by the contract, the SHA contracting officer may, after written notice to the contractor, take such action as may be necessary to cause the suspension of any further payment, advance, or guarantee of funds until such violations have ceased.

**7. Overtime Requirements:**

No contractor or subcontractor contracting for any part of the contract work which may require or involve the employment of laborers, mechanics, watchmen, or guards (including apprentices, trainees, and helpers described in paragraphs 4 and 5 above) shall require or permit any laborer, mechanic, watchman, or guard in any workweek in which he/she is employed on such work, to work in excess of 40 hours in such workweek unless such laborer, mechanic, watchman, or guard receives compensation at a rate not less than one-and-one-half times his/her basic rate of pay for all hours worked in excess of 40 hours in such workweek.

**8. Violation:**

Liability for Unpaid Wages; Liquidated Damages: In the event of any violation of the clause set forth in paragraph 7 above, the contractor and any subcontractor responsible thereof shall be liable to the affected employee for his/her unpaid wages. In addition, such contractor and subcontractor shall be liable to the United States (in the case of work done under contract for the District of Columbia or a territory, to such District or to such territory) for liquidated damages. Such liquidated damages shall be computed with respect to each individual laborer, mechanic, watchman, or guard employed in violation of the clause set forth in paragraph 7, in the sum of \$10 for each calendar day on which such employee was required or

permitted to work in excess of the standard work week of 40 hours without payment of the overtime wages required by the clause set forth in paragraph 7.

**9. Withholding for Unpaid Wages and Liquidated Damages:**

The SHA shall; upon its own action or upon written request of any authorized representative of the DOL withhold, or cause to be withheld, from any monies payable on account of work performed by the contractor or subcontractor under any such contract or any other Federal contract with the same prime contractor, or any other Federally-assisted contract subject to the Contract Work Hours and Safety Standards Act, which is held by the same prime contractor, such sums as may be determined to be necessary to satisfy any liabilities of such contractor or subcontractor for unpaid wages and liquidated damages as provided in the clause set forth in paragraph 8 above.

**V. STATEMENTS AND PAYROLLS**

(Applicable to all Federal-aid construction contracts exceeding \$2,000 and to all related subcontracts, except for projects located on roadways classified as local roads or rural collectors, which are exempt.)

**1. Compliance with Copeland Regulations (29 CFR 3):**

The contractor shall comply with the Copeland Regulations of the Secretary of Labor which are herein incorporated by reference.

**2. Payrolls and Payroll Records:**

- a. Payrolls and basic records relating thereto shall be maintained by the contractor and each subcontractor during the course of the work and preserved for a period of 3 years from the date of completion of the contract for all laborers, mechanics, apprentices, trainees, watchmen, helpers, and guards working at the site of the work.
- b. The payroll records shall contain the name, social security number, and address of each such employee; his or her correct classification; hourly rates of wages paid (including rates of contributions or costs anticipated for bona fide fringe benefits or cash equivalent thereof the types described in Section 1(b)(2)(B) of the Davis Bacon Act); daily and weekly number of hours worked; deductions made; and actual wages paid. In addition, for Appalachian contracts, the payroll records shall contain a notation indicating whether the employee does, or does not, normally reside in the labor area as defined in Attachment A, paragraph 1. Whenever the Secretary of Labor, pursuant to Section IV, paragraph 3b, has found that the wages of any laborer or mechanic include the amount of any costs reasonably anticipated in providing benefits under a plan or program described in Section 1(b)(2)(B) of the Davis Bacon Act, the contractor and each subcontractor shall maintain records which show that the commitment to provide such benefits is enforceable, that the plan or program is financially responsible, that the plan or program has been communicated in writing to the laborers or mechanics affected, and show the cost anticipated or the actual cost incurred in providing benefits. Contractors or subcontractors employing apprentices or trainees under approved programs shall maintain written evidence of the registration of apprentices and trainees, and ratios and wage rates prescribed in the applicable programs.
- c. Each contractor and subcontractor shall furnish, each week in which any contract work is performed, to the SHA resident engineer a payroll of wages paid each of its employees (including apprentices trainees, and helpers, described in Section IV, paragraphs 4 and 5, and watchmen and guards engaged on work during the preceding weekly payroll period). The payroll submitted shall set out accurately and completely

all of the information required to be maintained under paragraph 2b of this Section V. This information may be submitted in any form desired. Optional Form WH-347 is available for this purpose and may be purchased from the Superintendent of Documents (Federal stock number 029-005-0014-1), U.S. Government Printing Office, Washington, D.C. 20402. The prime contractor is responsible for submitting payroll copies of all subcontractors.

d. Each payroll submitted shall be accompanied by a "Statement of Compliance," signed by the Contractor or subcontractor or his/her agent who pays or supervises the payment of the persons employed under the contract and shall certify the following:

- (1) that the payroll for the payroll period contains the information required to be maintained under paragraph 2b of this Section V and that such information is correct and complete;
- (2) that such laborer or mechanic (including each helper, apprentice, and trainee) employed on the contract during the payroll period has been paid the full weekly wages earned, without rebate, either directly or indirectly, and that no deductions have been made either directly or indirectly from the full wages earned, other than permissible deductions as set forth in the Regulations, 29 CFR 3;
- (3) that each laborer or mechanic has been paid not less than the applicable wage rate and fringe benefits or cash equivalent for the classification of work performed, as specified in the applicable wage determination incorporated into the contract.

e. The weekly submission of a properly executed certification set forth on the reverse side of Optional Form WH-347 shall satisfy the requirement for submission of the "Statement of Compliance" required by paragraph 2d of this Section V.

f. The falsification of any of the above certifications may subject the contractor to civil or criminal prosecution under 18 U.S. C. 1001 and 31 U.S.C. 231.

g. The contractor or subcontractor shall make the records required under paragraph 2b of this Section V available for inspection, copying, or transcription by authorized representatives of the SHA, the FHWA, or the DOL, and shall permit such representatives to interview employees during working hours on the job. If the contractor or subcontractor fails to submit the required records or to make them available, the SHA, the FHWA, the DOL, or all may, after written notice to the contractor, sponsor, applicant, or owner, take such actions as may be necessary to cause the suspension of any further payment, advance, or guarantee of funds. Furthermore, failure to submit the required records upon request or to make such records available may be grounds for debarment action pursuant to 29 CFR 5.12.

## VI. RECORD OF MATERIALS, SUPPLIES, AND LABOR

1. On all federal-aid contracts on the national highway system, except those which provide solely for the installation of protective devices at railroad grade crossings, those which are constructed on a force account or direct labor basis, highway beautification contracts, and contracts for which the total final construction cost for roadway and bridge is less than \$1,000,000 (23 CFR 635) the contractor shall:

- a. Become familiar with the list of specific materials and supplies contained in Form FHWA-47, "Statement of Materials and Labor Used by Contractor of Highway Construction Involving Federal Funds," prior to the commencement of work under this contract.
- b. Maintain a record of the total cost of all materials and supplies purchased for and incorporated in the work, and also of the quantities of those specific materials and supplies listed on Form FHWA-47, and in the units shown on Form FHWA-47.
- c. Furnish, upon the completion of the contract, to the SHA resident engineer on Form FHWA-47 together with the data

required in paragraph 1b relative to materials and supplies, a final labor summary of all contract work indicating the total hours worked and the total amount earned.

2. At the prime contractor's option, either a single report covering all contract work or separate reports for the contractor and for each subcontract shall be submitted.

## VII. SUBLETTING OR ASSIGNING THE CONTRACT

1. The contractor shall perform with its own organization contract work amounting to not less than 30 percent (or a greater percentage if specified elsewhere in the contract) of the total original contract price, excluding any specialty items designated by the State. Specialty items may be performed by subcontract and the amount of any such specialty items performed may be deducted from the total original contract price before computing the amount of work required to be performed by the contractors' own organization (23 CFR 635).

a. "Its own organization" shall be construed to include only workers employed and paid directly by the prime contractor and equipment owned or rented by the prime contractor, with or without operators. Such term does not include employees or equipment of a subcontractor, assignee, or agent of the prime contractor.

b. "Specialty Items" shall be construed to be limited to work that requires highly specialized knowledge, abilities, or equipment not ordinarily available in the type of contracting organizations qualified and expected to bid on the contract as a whole and in general are to be limited to minor components of the overall contract.

2. The contract amount upon which the requirements set forth in paragraph 1 of Section VII is computed includes the cost of material and manufactured products which are to be purchased or produced by the contractor under the contract provisions.

3. The contractor shall furnish (a) a competent superintendent or supervisor who is employed by the firm, has full authority to direct performance of the work in accordance with the contract requirements, and is in charge of all construction operations (regardless of who performs the work) and (b) such other of its own organizational resources (supervision, management, and engineering services) as the SHA contracting officer determines is necessary to assure the performance of the contract.

4. No portion of the contract shall be sublet, assigned or otherwise disposed of except with the written consent of the SHA contracting officer, or authorized representative, and such consent when given shall not be construed to relieve the contractor of any responsibility for the fulfillment of the contract. Written consent will be given only after the SHA has assured that each subcontract is evidenced in writing and that it contains all pertinent provisions and requirements of the prime contract.

## VIII. SAFETY: ACCIDENT PREVENTION

1. In the performance of this contract the contractor shall comply with all applicable Federal, State, and local laws governing safety, health, and sanitation (23 CFR 635). The contractor shall provide all safeguards, safety devices and protective equipment and take any other needed actions as it determines, or as the SHA contracting officer may determine, to be reasonably necessary to protect the life and health of employees on the job and the safety of the public and to protect property in connection with the performance of the work covered by the contract.

2. It is a condition of this contract, and shall be made a condition of each subcontract, which the contractor enters into pursuant to this contract, that the contractor and any subcontractor shall not permit any employee, in performance of the contract, to work in

surroundings or under conditions which are unsanitary, hazardous or dangerous to his/her health or safety, as determined under construction safety and health standards (29 CFR 1926) promulgated by the Secretary of Labor, in accordance with Section 107 of the Contract Work Hours and Safety Standards Act (40 U.S.C. 333).

3. Pursuant to 29 CFR 1926.3, it is a condition of this contract that the Secretary of Labor or authorized representative thereof, shall have right of entry to any site of contract performance to inspect or investigate the matter of compliance with the construction safety and health standards and to carry out the duties of the Secretary under Section 107 of the Contract Work Hours and Safety Standards Act (40 U.S.C. 333).

#### **IX. FALSE STATEMENTS CONCERNING HIGHWAY PROJECTS**

In order to assure high quality and durable construction in conformity with approved plans and specifications and a high degree of reliability on statements and representations made by engineers, contractors, suppliers, and workers on Federal-aid highway projects, it is essential that all persons concerned with the project perform their functions as carefully, thoroughly, and honestly as possible. Willful falsification, distortion, or misrepresentation with respect to any facts related to the project is a violation of Federal law. To prevent any misunderstanding regarding the seriousness of these and similar acts, the following notice shall be posted on each Federal-aid highway project (23 CFR 635) in one or more places where it is readily available to all persons concerned with the project:

##### **NOTICE TO ALL PERSONNEL ENGAGED ON FEDERAL-AID HIGHWAY PROJECTS**

18 U.S.C. 1020 reads as follows:

*“Whoever, being an officer, agent or employee of the United States, or of any State or Territory, or whoever, whether a person, association, firm, or corporation, knowingly makes any false statement, false representation, or false report as to the character, quality, quantity, or cost of the material used or to be used, or the quantity or quality of the work performed or to be performed, or the cost thereof in connection with the submission of plans, maps, specifications, contracts, or costs of construction on any highway or related project submitted for approval to the Secretary of Transportation; or*

*Whoever knowingly makes any false statement, false representation, false report or false claim with respect to the character, quality, quantity, or cost of any work performed or to be performed, or materials furnished or to be furnished, in connection with the construction of any highway or related project approved by the Secretary of Transportation; or*

*Whoever knowingly makes any false statement or false representation as to material fact in any statement, certificate, or report submitted pursuant to provisions of the Federal-aid Roads Act approved July 1, 1916, (39 Stat. 355), as amended and supplemented;*

*Shall be fined not more than \$10,000 or imprisoned not more than 5 years or both.”*

#### **X. IMPLEMENTATION OF CLEAN AIR ACT AND FEDERAL WATER POLLUTION CONTROL ACT**

(Applicable to all Federal-aid construction contracts and to all related subcontracts of \$100,000 or more).

By submission of this bid or the execution of this contract, or

subcontract, as appropriate, the bidder, Federal-aid construction contractor, or subcontractor, as appropriate, will be deemed to have stipulated as follows:

1. That any facility that is or will be utilized in the performance of this contract, unless such contract is exempt under the Clean Air Act, as amended (42 U.S.C. 1857 *et seq.*, as amended by Pub.L. 91-604), and under the Federal Water Pollution Control Act, as amended (33 U.S.C. 1251 *et seq.*, as amended by Pub.L. 92-500), Executive Order 11738, and regulations in implementation thereof (40 CFR 15) is not listed, on the date of contract award, on the U.S. Environmental Protection Agency (EPA) List of Violating Facilities pursuant to 40 CFR 15.20.

2. That the firm agrees to comply and remain in compliance with all the requirements of Section 114 of the Clean Air Act and Section 308 of the Federal Water Pollution Control Act and all regulations and guidelines listed thereunder.

3. That the firm shall promptly notify the SHA of the receipt of any communication from the Director, Office of Federal Activities, EPA indicating that a facility that is or will be utilized for the contract is under consideration to be listed on the EPA List of Violating Facilities.

4. That the firm agrees to include or cause to be included the requirements of paragraph 1 through 4 of this Section X in every nonexempt subcontract, and further agrees to take such action as the government may direct as a means of enforcing such requirements.

#### **XI. CERTIFICATION REGARDING DEBARMENT, SUSPENSION, INELIGIBILITY AND VOLUNTARY EXCLUSION**

1. Instructions for Certification - Primary Covered Transactions:

(Applicable to all Federal-aid contracts - 49 CFR 29)

- a. By signing and submitting this proposal, the prospective primary participant is providing the certification set out below.
- b. The inability of a person to provide the certification set out below will not necessarily result in denial of participation in this covered transaction. The prospective participant shall submit an explanation of why it cannot provide the certification set out below. The certification or explanation will be considered in connection with the department or agency's determination whether to enter into this transaction. However, failure of the prospective primary participant to furnish a certification or an explanation shall disqualify such a person from participation in this transaction.
- c. The certification in this clause is a material representation of fact upon which reliance was placed when the department or agency determined to enter into this transaction. If it is later determined that the prospective primary participant knowingly rendered an erroneous certification, in addition to other remedies available to the Federal Government, the department or agency may terminate this transaction for cause of default.
- d. The prospective primary participant shall provide immediate written notice to the department or agency to whom this proposal is submitted if any time the prospective primary participant learns that its certification was erroneous when submitted or has become erroneous by reason of changed circumstances.
- e. The terms "covered transaction," "debarred," "suspended," "ineligible," "lower tier covered transaction," "participant," "person," "primary covered transaction," "principal," "proposal," and "voluntarily excluded," as used in this clause, have the meanings set out in the Definitions and Coverage sections of rules implementing Executive Order 12549. You may contact the department or agency to which this proposal

is submitted for assistance in obtaining a copy of those regulations.

f. The prospective primary participant agrees by submitting this proposal that, should the proposed covered transaction be entered into, it shall not knowingly enter into any lower tier covered transaction with a person who is debarred, suspended, declared ineligible, or voluntarily excluded from participation in this covered transaction, unless authorized by the department or agency entering into this transaction.

g. The prospective primary participant further agrees by submitting this proposal that it will include the clause titled "Certification Regarding Debarment, Suspension, Ineligibility and Voluntary Exclusion-Lower Tier Covered Transaction," provided by the department or agency entering into this covered transaction, without modification in all lower tier covered transactions

and in all solicitations for lower tier covered transactions.

h. A participant in a covered transaction may rely upon a certification of a prospective participant in a lower tier covered transaction that is not debarred, suspended, ineligible, or voluntarily excluded from the covered transaction, unless it knows that the certification is erroneous. A participant may decide the method and frequency by which it determines the eligibility of its principals. Each participant may, but is not required to, check the nonprocurement portion of the "Lists of Parties Excluded from Federal Procurement or Nonprocurement Programs" (Nonprocurement List) which is compiled by the General Services Administration.

i. Nothing contained in the foregoing shall be construed to require establishment of a system of records in order to render in good faith the certification required by this clause. The knowledge and information of participant is not required to exceed that which is normally possessed by a prudent person in the ordinary course of business dealings.

j. Except for transactions authorized under paragraph f of these instructions, if a participant in a covered transaction knowingly enters into a lower tier covered transaction with a person who is suspended, debarred, ineligible, or voluntarily excluded from participation in this transaction, in addition to other remedies available to the Federal Government, the department or agency may terminate this transaction for cause or default.

\*\*\*\*\*

#### **Certification Regarding Debarment, Suspension, Ineligibility and Voluntary Exclusion-Primary Covered Transactions**

1. The prospective primary participant certifies to the best of its knowledge and belief, that it and its principals:

- a. Are not presently debarred, suspended, proposed for debarment, declared ineligible, or voluntarily excluded from covered transactions by any Federal department or agency;
- b. Have not within a 3-year period preceding this proposal been convicted of or had a civil judgment rendered against them for commission of fraud or a criminal offense in connection with obtaining, attempting to obtain, or performing a public (Federal, State or local) transaction or contract under a public transaction; violation of Federal or State antitrust statutes or commission of embezzlement, theft, forgery, bribery, falsification or destruction of records, making false statements, or receiving stolen property;
- c. Are not presently indicted for or otherwise criminally or civilly charged by a governmental entity (Federal, State or local) with commission of any of the offenses enumerated in paragraph 1b of this certification; and
- d. Have not within a 3-year period preceding this application/proposal had one or more public transactions (Federal, State or local) terminated for cause or default.

to any of the statements in this certification, such prospective participant shall attach an explanation to this proposal.

\*\*\*\*\*

#### **2. Instructions for Certification - Lower Tier Covered Transactions:**

(Applicable to all subcontracts, purchase orders and other lower tier transactions of \$25,000 or more - 49 CFR 29)

a. By signing and submitting this proposal, the prospective lower tier is providing the certification set out below.

b. The certification in this clause is a material representation of fact upon which reliance was placed when this transaction was entered into. If it is later determined that the prospective lower tier participant knowingly rendered an erroneous certification, in addition to other remedies available to the Federal Government, the department, or agency with which this transaction originated may pursue available remedies, including suspension and/or debarment.

c. The prospective lower tier participant shall provide immediate written notice to the person to which this proposal is submitted if at any time the prospective lower tier participant learns that its certification was erroneous by reason of changed circumstances.

d. The terms "covered transaction," "debarred," "suspended," "ineligible," "primary covered transaction," "participant," "person," "principal," "proposal," and "voluntarily excluded," as used in this clause, have the meanings set out in the Definitions and Coverage sections of rules implementing Executive Order 12549. You may contact the person to which this proposal is submitted for assistance in obtaining a copy of those regulations.

e. The prospective lower tier participant agrees by submitting this proposal that, should the proposed covered transaction be entered into, it shall not knowingly enter into any lower tier covered transaction with a person who is debarred, suspended, declared ineligible, or voluntarily excluded from participation in this covered transaction, unless authorized by the department or agency with which this transaction originated.

f. The prospective lower tier participant further agrees by submitting this proposal that it will include this clause titled "Certification Regarding Debarment, Suspension, Ineligibility and Voluntary Exclusion-Lower Tier Covered Transaction," without modification, in all lower tier covered transactions and in all solicitations for lower tier covered transactions.

g. A participant in a covered transaction may rely upon a certification of a prospective participant in a lower tier covered transaction that is not debarred, suspended, ineligible, or voluntarily excluded from the covered transaction, unless it knows that the certification is erroneous. A participant may decide the method and frequency by which it determines the eligibility of its principals. Each participant may, but is not required to, check the Nonprocurement List.

h. Nothing contained in the foregoing shall be construed to require establishment of a system of records in order to render in good faith the certification required by this clause. The knowledge and information of participant is not required to exceed that which is normally possessed by a prudent person in the ordinary course of business dealing.

i. Except for transactions authorized under paragraph e of these instructions, if a participant in a covered transaction knowingly enters into a lower tier covered transaction with a person who is suspended, debarred, ineligible, or voluntarily excluded from participation in this transaction, in addition to other remedies available to the Federal Government, the department or agency with which this transaction originated may pursue available remedies, including suspension and/or debarment.

\*\*\*\*\*

2. Where the prospective primary participant is unable to certify

**Certification Regarding Debarment, Suspension, Ineligibility And Voluntary Exclusion-Lower Tier Covered Transactions:**

1. The prospective lower tier participant certifies, by submission of this proposal, that neither it nor its principals is presently debarred, suspended, proposed for debarment, declared ineligible, or voluntarily excluded from participation in this transaction by any Federal department or agency.

2. Where the prospective lower tier participant is unable to certify to any of the statements in this certification, such prospective participant shall attach an explanation to this proposal.

\*\*\*\*\*

**XII. CERTIFICATION REGARDING USE OF CONTRACT FUNDS FOR LOBBYING**

(Applicable to all Federal-aid construction contracts and to all related subcontracts which exceed \$100,000 - 49 CFR 20)

1. The prospective participant certifies, by signing and submitting this bid or proposal, to the best of his or her knowledge and belief, that:

a. No Federal appropriated funds have been paid or will be paid, by or on behalf of the undersigned, to any person for influencing or attempting to influence an officer or employee of any Federal agency, a Member of Congress, an officer or employee of Congress, or an employee of a Member of Congress in connection with the awarding of any Federal contract, the making of any Federal grant, the making of any Federal loan, the entering into of any cooperative agreement, and the extension, continuation, renewal, amendment, or modification of any Federal contract, grant, loan, or cooperative agreement.

b. If any funds other than Federal appropriated funds have been paid or will be paid to any person for influencing or attempting to influence an officer or employee of any Federal agency, a Member of Congress, an officer or employee of Congress, or an employee of a Member of Congress in connection with this Federal contract, grant, loan, or cooperative agreement, the undersigned shall complete and submit Standard Form-LLL, "Disclosure Form to Report Lobbying," in accordance with its instructions.

2. This certification is a material representation of fact upon which reliance was placed when this transaction was made or entered into. Submission of this certification is a prerequisite for making or entering into this transaction imposed by 31 U.S.C. 1352. Any person who fails to file the required certification shall be subject to a civil penalty of not less than \$10,000 and not more than \$100,000 for each such failure.

3. The prospective participant also agrees by submitting his or her bid or proposal that he or she shall require that the language of this certification be included in all lower tier subcontracts, which exceed \$100,000 and that all such recipients shall certify and disclose accordingly.



**MINIMUM WAGES FOR FEDERAL AND FEDERALLY  
ASSISTED CONSTRUCTION CONTRACTS**

This project is funded, in part, with Federal-aid funds and, as such, is subject to the provisions of the Davis-Bacon Act of March 3, 1931, as amended (46 Sta. 1494, as amended, 40 U.S.C. 276a) and of other Federal statutes referred to in a 29 CFR Part 1, Appendix A, as well as such additional statutes as may from time to time be enacted containing provisions for the payment of wages determined to be prevailing by the Secretary of Labor in accordance with the Davis-Bacon Act and pursuant to the provisions of 29 CFR Part 1. The prevailing rates and fringe benefits shown in the General Wage Determination Decisions issued by the U.S. Department of Labor shall, in accordance with the provisions of the foregoing statutes, constitute the minimum wages payable on Federal and federally assisted construction projects to laborers and mechanics of the specified classes engaged on contract work of the character and in the localities described therein.

General Wage Determination Decisions, modifications and supersedes decisions thereto are to be used in accordance with the provisions of 29 CFR Parts 1 and 5. Accordingly, the applicable decision, together with any modifications issued, must be made a part of every contract for performance of the described work within the geographic area indicated as required by an applicable DBRA Federal prevailing wage law and 29 CFR Part 5. The wage rates and fringe benefits contained in the General Wage Determination Decision shall be the minimum paid by contractors and subcontractors to laborers and mechanics.

**NOTICE**

The most current **General Wage Determination Decisions** (wage rates) are available on the IDOT web site. They are located on the Letting and Bidding page at <http://www.dot.state.il.us/desenv/delett.html>.

In addition, ten (10) days prior to the letting, the applicable Federal wage rates will be e-mailed to subscribers. It is recommended that all contractors subscribe to the Federal Wage Rates List or the Contractor's Packet through IDOT's subscription service.

PLEASE NOTE: if you have already subscribed to the Contractor's Packet you will automatically receive the Federal Wage Rates.

The instructions for subscribing are at <http://www.dot.state.il.us/desenv/subsc.html>.

If you have any questions concerning the wage rates, please contact IDOT's Chief Contract Official at 217-782-7806.