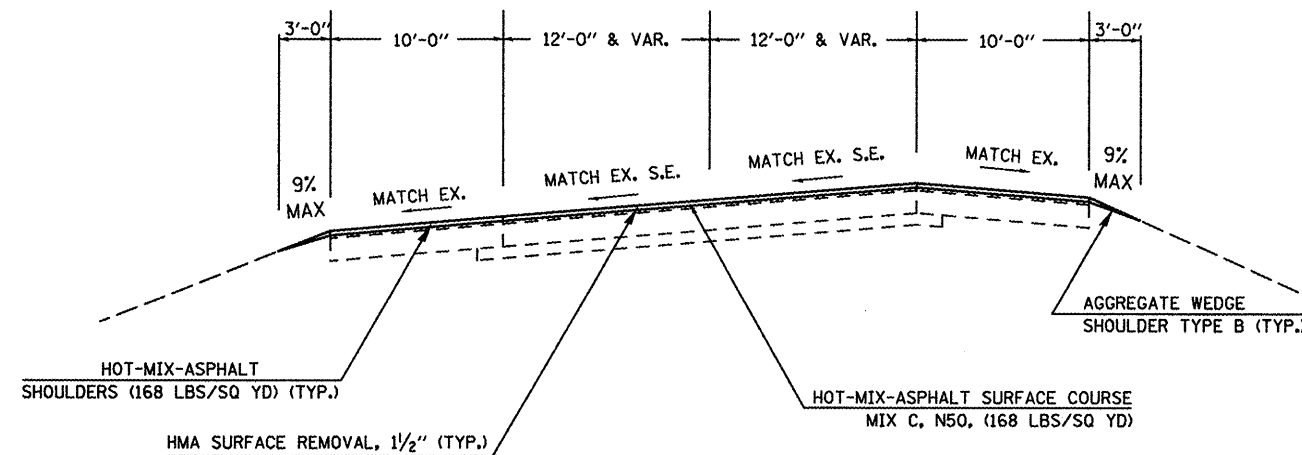
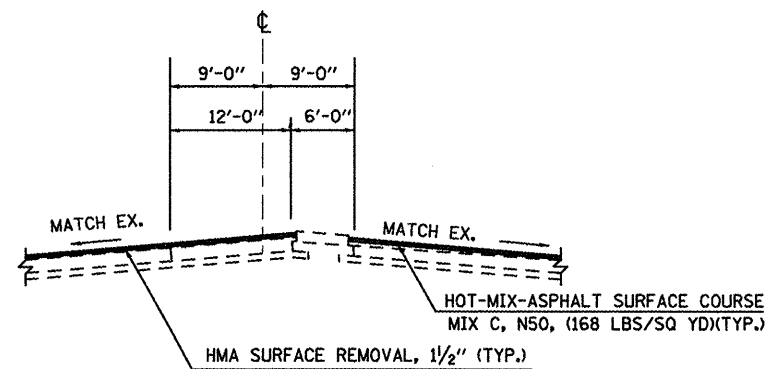


PROPOSED TYPICAL CROSS SECTION 12

C.H. 36 - SUPERELEVATED & NORMAL W/O MEDIAN
 STA. 16+92.44 - STA. 18+92.44
 TRANSITION FROM NORMAL SECTION AT STA. 18+92.44 TO SEC 12 S.E. AT STA. 20+72.44
 STA. 20+72.44 TO STA. 34+83.43
 STA. 62+17.95 TO STA. 67+46.15
 TRANSITION FROM SEC 12 S.E. STA. 67+46.15 TO WARP PAVEMENT TO MEET N+S RR STA. 68+96
 MEET EXISTING CROWN SEMINARY ST. STA. 69+06 TO STA. 69+50

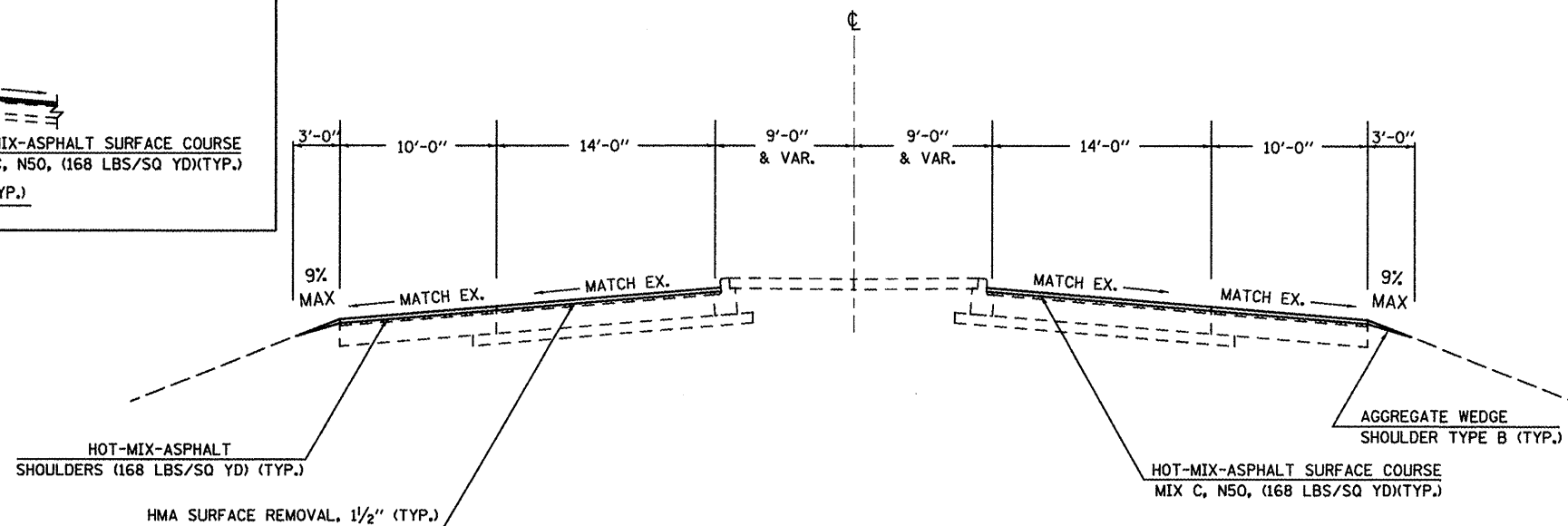


DETAIL OF LEFT TURN LANES



PROPOSED TYPICAL CROSS SECTION 13

C.H. 36 - NORMAL
 STA. 43+84.24 - STA. 48+84.95
 STA. 51+15.05 - STA. 60+67.95
 TRANSITION FROM NORMAL SECTION 13 AT STA. 60+67.95 TO SEC 12 AT STA. 62+17.95



FILE NAME =	USER NAME = hogenbj	DESIGNED -	REVISED - BJH 8/10/2010
c:\pwwork\pwwork\hogenbj\d0158340\DS70050-sh-typical.dgn		DRAWN -	REVISED -
		CHECKED -	REVISED -
		DATE -	REVISED -

**STATE OF ILLINOIS
 DEPARTMENT OF TRANSPORTATION**

PROPOSED TYPICAL SECTIONS

SCALE:	SHEET NO.	OF	SHEETS	STA.	TO STA.
--------	-----------	----	--------	------	---------

F.A.I. RTE.	SECTION	COUNTY	TOTAL SHEETS	SHEET NO.
74	(57-201), 21, 22 RS-3	MCCLEAN	150	28
CONTRACT NO. 70550				
ILLINOIS FED. AID PROJECT				