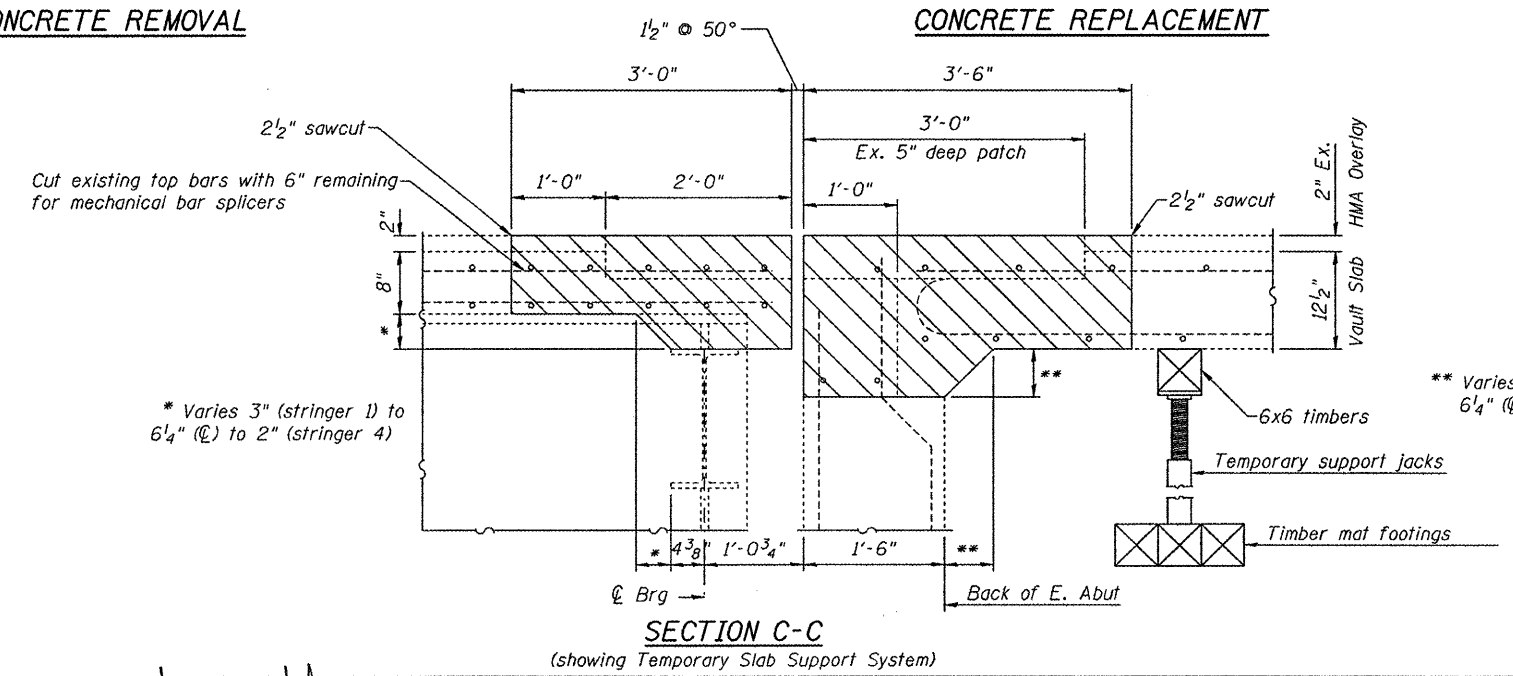
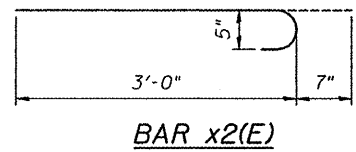
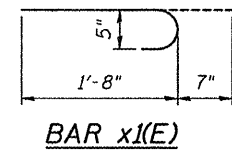


CONCRETE REMOVAL

CONCRETE REPLACEMENT



See sheet 6 of 11 for Section D-D.

BILL OF MATERIAL

| Bar | No. | Size | Length | Shape |
|----------------------------------|-----|----------|--------|-------|
| a(E) | 14 | #5 | 18'-0" | — |
| a1(E) | 14 | #5 | 22'-6" | — |
| d(E) | 28 | #5 | 2'-5" | ┌ |
| d1(E) | 14 | #5 | 6'-3" | └ |
| x1(E) | 40 | #5 | 2'-3" | ┌ |
| x2(E) | 40 | #5 | 3'-7" | └ |
| Bar Splicers | | Each | 14 | |
| Mechanical Splicers | | Each | 40 | |
| Reinforcement Bars, Epoxy Coated | | Pound | 1000 | |
| Concrete Superstructure | | Cu. Yds. | 11.3 | |
| Concrete Removal | | Cu. Yds. | 12.8 | |

Bars indicated thus 4x2 - #5 etc. indicates 4 line of bars with 2 lengths per line.

| | | |
|-----------------------|------------------------------------|-----------------------|
| DESIGNED - J. Uehle | EXAMINED - <i>John F. Schell</i> | DATE - March 11, 2011 |
| CHECKED - A. Holloway | ENGINEER OF STRUCTURAL SERVICES | |
| DRAWN - J. Uehle | PASSED | |
| CHECKED - A. Holloway | ENGINEER OF BRIDGES AND STRUCTURES | |

**STATE OF ILLINOIS
DEPARTMENT OF TRANSPORTATION**

**EAST ABUTMENT CONCRETE REPLACEMENT
SN 082-0198**

| F.A.P. RTE. | SECTION | COUNTY | TOTAL SHEETS | SHEET NO. |
|---------------------------|---------|-----------|--------------|-----------|
| 103 | 561-B-1 | ST. CLAIR | 21 | 10 |
| CONTRACT NO. 76E20 | | | | |
| ILLINOIS FED. AID PROJECT | | | | |