

ROUTE	SECTION	COUNTY	TOTAL SHEETS	SHEET NO.
SRTS	10-00045-00-SW	MASSAC	12	3
SIGNAGE AND PAVEMENT MARKINGS KEYNOTES AND DETAILS				
FEDERAL PROJECT NO. SRTS-4009(024)			CONTRACT NO. 99446	



S1-1
 SIZE: 36"x36"
 SYMBOLS/LETTERING/BORDER: BLACK
 BACKGROUND: FLUORESCENT YELLOW-GREEN



W16-7P
 SIZE: 24"x12"
 SYMBOLS/LETTERING/BORDER: BLACK
 BACKGROUND: FLUORESCENT YELLOW-GREEN

* MOUNTED ON TELESCOPING STEEL SIGN SUPPORT (MIN. LENGTH 16.0 FT.)


1 SCHOOL CROSSING ASSEMBLY SIGNS



CARMANAH R829 FLASHING SOLAR LED 12" Ø AMBER BEACON ASSEMBLY WITH TIMER CONTROL AND SOFTWARE PACKAGE FOR TIMER PROGRAMMING



S4-3P
 SIZE: 24"x8"
 SYMBOLS/LETTERING/BORDER: BLACK
 BACKGROUND: FLUORESCENT YELLOW-GREEN



R2-1
 SIZE: 24"x30"
 SYMBOLS/LETTERING/BORDER: BLACK
 BACKGROUND: WHITE



S4-2P
 SIZE: 24"x10"
 SYMBOLS/LETTERING/BORDER: BLACK
 BACKGROUND: WHITE

* MOUNTED ON TELESCOPING STEEL SIGN SUPPORT (MIN. LENGTH 17.0 FT.)

2 SCHOOL SPEED LIMIT ASSEMBLY SIGNS




S1-1
 SIZE: 36"x36"
 SYMBOLS/LETTERING/BORDER: BLACK
 BACKGROUND: FLUORESCENT YELLOW-GREEN



S4-3P
 SIZE: 24"x8"
 SYMBOLS/LETTERING/BORDER: BLACK
 BACKGROUND: FLUORESCENT YELLOW-GREEN

* MOUNTED ON TELESCOPING STEEL SIGN SUPPORT (MIN. LENGTH 16.0 FT.)

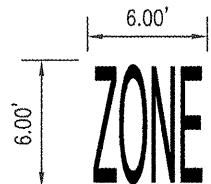
3 ADVANCE SCHOOL ZONE WARNING ASSEMBLY SIGNS




S5-2
 SIZE: 24"x30"
 SYMBOLS/LETTERING/BORDER: BLACK
 BACKGROUND: WHITE

* MOUNTED ON TYPE B METAL POST (MIN. LENGTH 13.5 FT.)

4 END SCHOOL ZONE SIGN

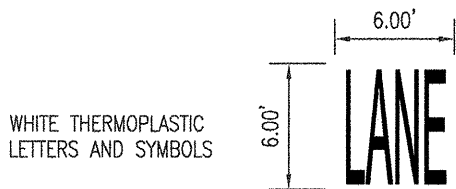


WHITE THERMOPLASTIC LETTERS AND SYMBOLS

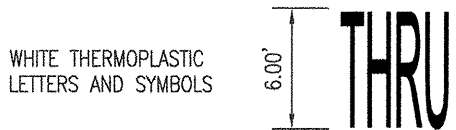


WHITE THERMOPLASTIC LETTERS AND SYMBOLS

5 "SCHOOL ZONE" PAVEMENT MARKING

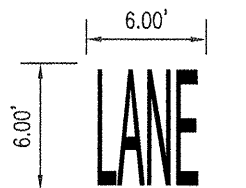


WHITE THERMOPLASTIC LETTERS AND SYMBOLS



WHITE THERMOPLASTIC LETTERS AND SYMBOLS

7 "THRU LANE" MARKING



WHITE THERMOPLASTIC LETTERS AND SYMBOLS



WHITE THERMOPLASTIC LETTERS AND SYMBOLS



WHITE THERMOPLASTIC LETTERS AND SYMBOLS

8 "DROP-OFF/PICK-UP LANE" MARKING



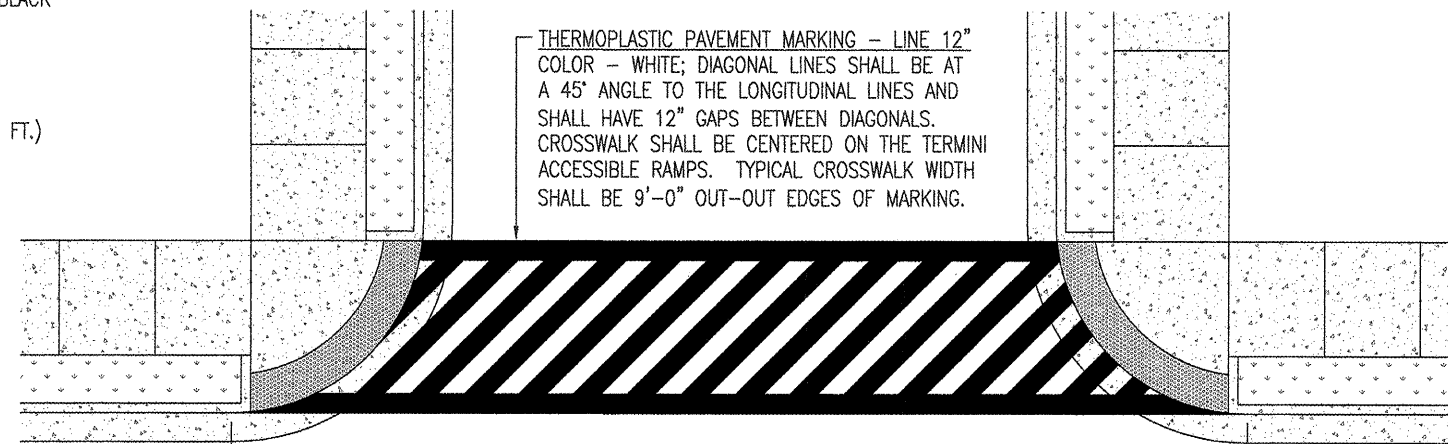
WHITE THERMOPLASTIC LETTERS AND SYMBOLS

9 WHITE THERMOPLASTIC PAVEMENT MARKING - LINE 4"; SKIP DASHES (DASH IS 10 L.F. WITH 20 L.F. SPACE)

10 WHITE THERMOPLASTIC PAVEMENT MARKING - LINE 4"; SOLID SINGLE WHITE LINE

11 WHITE THERMOPLASTIC PAVEMENT MARKING - LETTERS AND SYMBOLS; RIGHT-TURN/STRAIGHT COMBINATION ARROW (LARGE)

12 WHITE THERMOPLASTIC PAVEMENT MARKING - LETTERS AND SYMBOLS; LEFT-TURN ARROW (LARGE)




THERMOPLASTIC PAVEMENT MARKING - LINE 12" COLOR - WHITE; DIAGONAL LINES SHALL BE AT A 45° ANGLE TO THE LONGITUDINAL LINES AND SHALL HAVE 12" GAPS BETWEEN DIAGONALS. CROSSWALK SHALL BE CENTERED ON THE TERMINI ACCESSIBLE RAMPS. TYPICAL CROSSWALK WIDTH SHALL BE 9'-0" OUT-OUT EDGES OF MARKING.

CROSSWALK LENGTH VARIES (SEE PLAN)

CROSSWALK SHALL EXTEND ACROSS THE FULL WIDTH OF STREET TO EDGE OF RAMPS, WITH NO BREAKS IN MARKING.

6 TYPICAL CROSSWALK PAVEMENT MARKINGS


(NOT TO SCALE - DOES NOT REPRESENT ACCURATE SPECIFIC SITE CONDITIONS)



R5-1
 SIZE: 30"x30"
 SYMBOL: RED
 LETTERING/BACKGROUND: WHITE

13 "DO NOT ENTER" SIGN

MOUNT NEW DO NOT ENTER SIGN ON SAME POST AS STOP SIGN, FACING APPROACHING TRAFFIC FROM INTERSECTION OF FERRY AND 3RD STREETS



R1-1
 SIZE: 30"x30"
 SYMBOLS/LETTERING/BORDER: WHITE
 BACKGROUND: RED

14 "STOP" SIGN

RE-MOUNT EXISTING STOP SIGN FACING APPROACHING TRAFFIC ALONG FERRY STREET FROM WEST

GENERAL NOTES

- ALL SIGNS AND PAVEMENT MARKINGS SHALL MEET THE STANDARDS AND SPECIFICATIONS OF THE MANUAL ON UNIFORM TRAFFIC CONTROL DEVICES (MUTCD), CURRENT EDITION AND STANDARD HIGHWAY SIGNS AND MARKINGS (SHSM), CURRENT EDITION, FOR DIMENSIONS, SIZES, COLORS, RETROREFLECTIVITY, AND ALL OTHER FEATURES.
- ALL EXISTING PAVEMENT MARKINGS ON FOURTH STREET AND FERRY STREET IN BROOKPORT, SHALL BE REMOVED PRIOR TO INSTALLING NEW MARKINGS.
- ALL SIGN DESIGNATIONS NOTED ON THE DETAILS SHALL CORRESPOND DIRECTLY TO MUTCD AND SHSM.
- ALL SIGN ASSEMBLIES SHALL BE MOUNTED SUCH THAT THE BOTTOM EDGE OF THE LOWEST SIGN IS 7 FT. ABOVE THE ADJACENT GRADE.