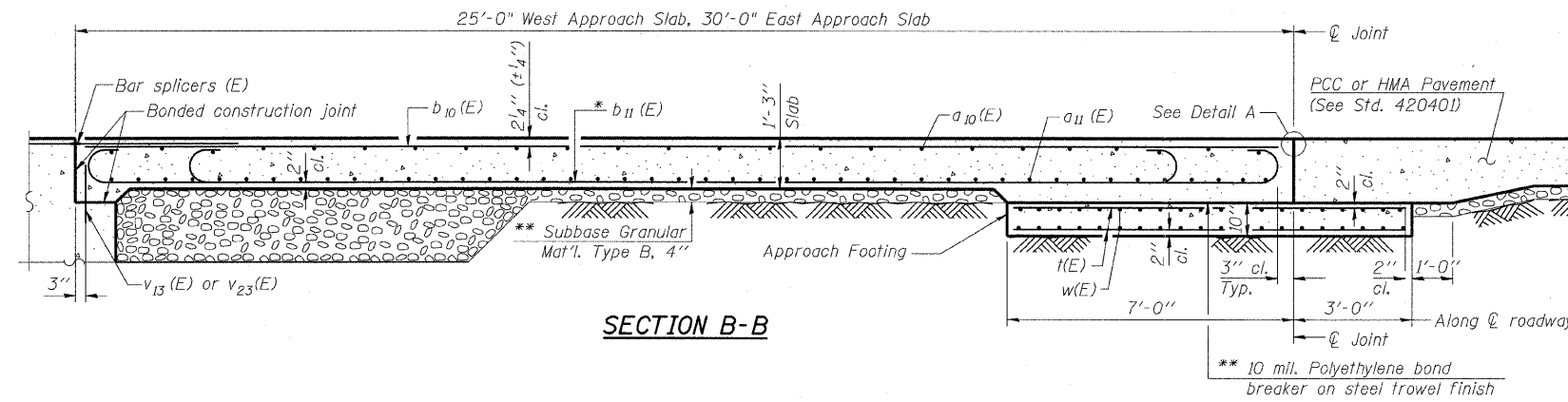


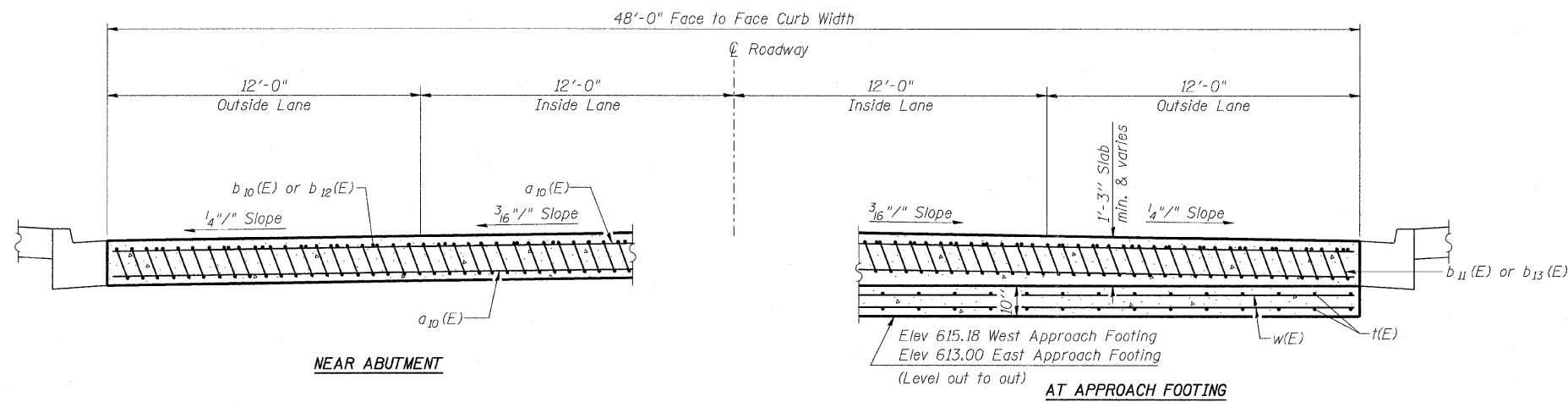
STATE OF ILLINOIS
DEPARTMENT OF TRANSPORTATION

ROUTE NO.	SECTION	COUNTY	STATE SHEETS	SHEET NO.	SHEET NO. 14 32 SHEETS
F.A.I. 57	★	COOK	75	40B	
FED. ROAD DIST. NO. 7	ILLINOIS	FED. AID PROJECT-			
Contract 60366 ★ 2122B					

Notes:
See sheet 13 of 32 for Detail A and View B-B.
Approach slab and parapet concrete shall be paid for as Concrete Superstructure.
Approach footing concrete shall be paid for as Concrete Structures.
Reinforcement shall be paid for as Reinforcement Bars, Epoxy Coated.
For $v_{13}(E)$ and $v_{14}(E)$ bars details, see sheets 21, 23, 25, and 27 of 32.
The approach footing maximum applied service bearing pressure (Q_{max}) = 2.0 ksf.
For bar splicer details, see sheet 31 of 32.
Cost of excavation for approach footing included with Concrete Structures.



SECTION B-B



NEAR ABUTMENT

SECTION C-C


(See Plan for dimensions not shown)

* Tilt #9 $b_{11}(E)$ and $b_{13}(E)$ bars as required to maintain clearance.

** Cost included with Concrete Superstructure.

TWO APPROACHES
BILL OF MATERIAL

Bar	No.	Size	Length	Shape
$a_{10}(E)$	92	#4	23'-8"	—
$a_{11}(E)$	168	#5	23'-8"	—
$b_{10}(E)$	40	#4	24'-7"	—
$b_{11}(E)$	116	#9	24'-9"	⌋
$b_{12}(E)$	40	#4	29'-7"	—
$b_{13}(E)$	116	#4	29'-9"	⌋
$t(E)$	200	#4	9'-8"	—
$w(E)$	160	#5	23'-8"	—
Concrete Structures		Cu. Yd.	30.0	
Concrete Superstructure		Cu. Yd.	128.0	
Bridge Deck Grooving		Sq. Yd.	293.0	
Protective Coat		Sq. Yd.	293.0	
Reinforcement Bars, Epoxy Coated		Pound	33,780	
Bar Splicers		Each	210	



BARS $b_{11}(E)$ & $b_{13}(E)$

DESIGNED	NDR
CHECKED	DSE
DRAWN	RTT
CHECKED	DSE
DATE	JAN 16, 2009

Illinois Firm Registration No. 04-00533

850 West Higgins Road, Suite 730, Chicago, Illinois 60631-2801
www.stanleygroup.com

BRIDGE APPROACH PAVEMENT DETAILS
103RD STREET OVER
FAI 57 (DAN RYAN-WEST LEG)
FAI RTE 57 SECTION 2122B
COOK COUNTY
STA 5+47.40
STRUCTURE NO 016-2127

0:\ES\02\03\sh\t\sb-00214.dgn 15-JAN-2009