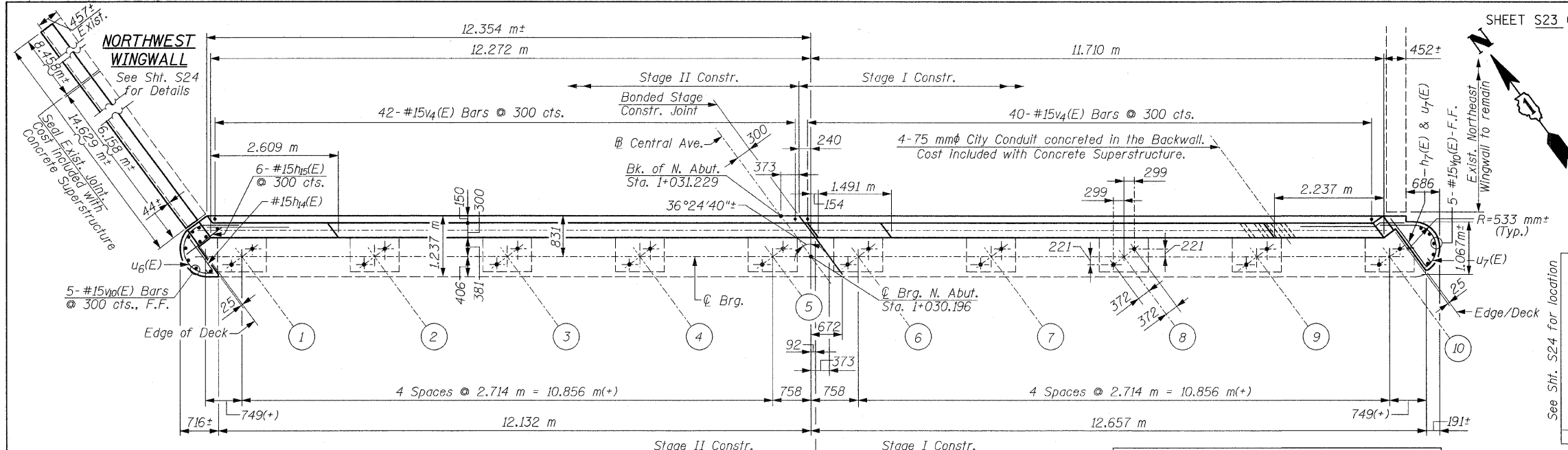


F.A.I. RTE.	SECTION	COUNTY	TOTAL SHEETS	SHEET NO.
90	1213B-1	COOK	94	70
STA.		TO STA.		
FED. ROAD DIST. NO. 1 ILLINOIS FED. AID PROJECT				
CONTRACT NO. 60640				



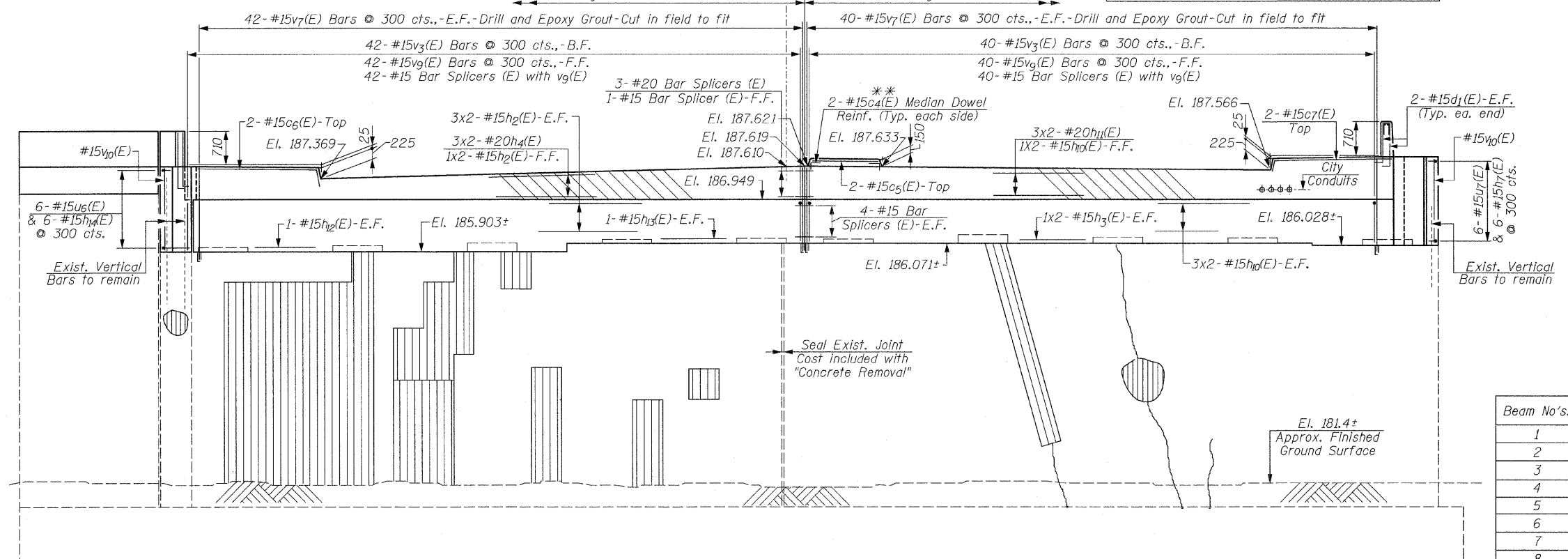
PLAN

Note: Hatched area to be poured after Superstructure Falsework has been removed. Quantity of concrete is included with "Concrete Superstructure".

** Median Dowel c₄(E) to be provided with 20 mm φ x 150 Flared Coil Loop (Epoxy Coated). The cost of Epoxy Coated Flared Coil Loop is included with "Reinforcement Bars Epoxy Coated".

BILL OF MATERIAL

Bar	No.	Size	Length (m)	Shape
c ₄ (E)	4	#15	0.47	┌
c ₅ (E)	2	#15	1.33	┌
c ₆ (E)	2	#15	2.95	┌
c ₇ (E)	2	#15	2.58	┌
d ₁ (E)	8	#20	1.32	┌
d ₆ (E)	98	#20	1.24	┌
h ₂ (E)	14	#15	6.40	┌
h ₃ (E)	4	#15	6.21	┌
h ₄ (E)	6	#20	7.15	┌
h ₇ (E)	6	#15	1.28	┌
h ₈ (E)	14	#15	6.35	┌
h ₁₁ (E)	6	#20	6.41	┌
h ₁₂ (E)	2	#15	7.20	┌
h ₁₃ (E)	2	#15	5.20	┌
h ₁₄ (E)	6	#15	1.03	┌
h ₁₅ (E)	6	#15	0.85	┌
h ₁₆ (E)	6	#15	6.08	┌
h ₁₇ (E)	6	#15	8.38	┌
u ₆ (E)	6	#15	1.37	┌
u ₇ (E)	6	#15	1.35	┌
v ₃ (E)	82	#15	0.95	┌
v ₄ (E)	82	#15	0.60	┌
v ₇ (E)	164	#15	1.99	┌
v ₉ (E)	82	#15	1.07	┌
v ₁₀ (E)	10	#15	1.67	┌
Structure Excavation			m ³	78
Concrete Structures			m ³	13.8
Reinforcement Bars, Epoxy Coated			kg	1,950
Porous Granular Embankment, Special			m ³	54
Concrete Removal			m ³	25.3
Epoxy Crack Sealing			m	13.0
Bar Splicers			Each	94
Structural repair of Concrete (Depth equal to or less than 125mm)			m ²	32.7



ELEVATION

LEGEND

Structural repair of Concrete (Depth equal to or less than 125mm)

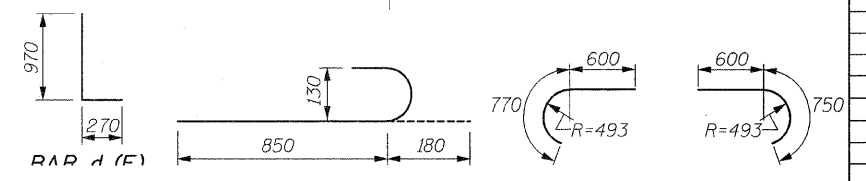
Indicate Limits of Epoxy Crack Sealing

Beam No's.	Top of Existing Pad Elevations(±)
1	El. 185.955
2	El. 186.004
3	El. 186.068
4	El. 186.123
5	El. 186.172
6	El. 186.196
7	El. 186.159
8	El. 186.144
9	El. 186.111
10	El. 186.080

MIN. LAP
#15 Bars=510
#20 Bars=640

NOTATION:
E.F. = Each Face
B.F. = Back Face
F.F. = Front Face

NOTES:
See Proposed Abutment Modification Section on Sheet S24.
Elevations shown are at Front Face of Abutments.
See South Abutment on Sheet S22 For Bar Bending for Bars c₄(E), c₆(E), c₇(E), d₁(E), h₇(E), v₃(E) & v₉(E)
Bars indicated thus 3x2-#15 bars etc., indicates 3 lines of Bars with 2 lengths per line.



REVISIONS	
NAME	DATE

ILLINOIS DEPARTMENT OF TRANSPORTATION

NORTH ABUTMENT
CENTRAL AVENUE (F.A.U. RTE. 2798)
OVER
INTERSTATE 90 (KENNEDY EXPWY.) & C.T.A.
F.A.I. RTE. 90 SECTION: 1213B-1
COOK COUNTY STATION 1+000.000
STRUCTURE NO. 016-0659

SCALE: NONE DRAWN BY: D.L./F.M.
DATE: JANUARY 16, 2009 CHECKED BY: B.M.S./I.C.M.

CHRISTIAN-ROGE & ASSOC., INC.
CHICAGO ILLINOIS

17/09/2009 7:21:34 AM