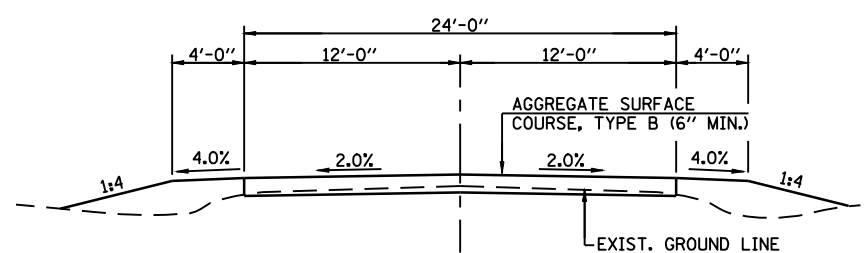
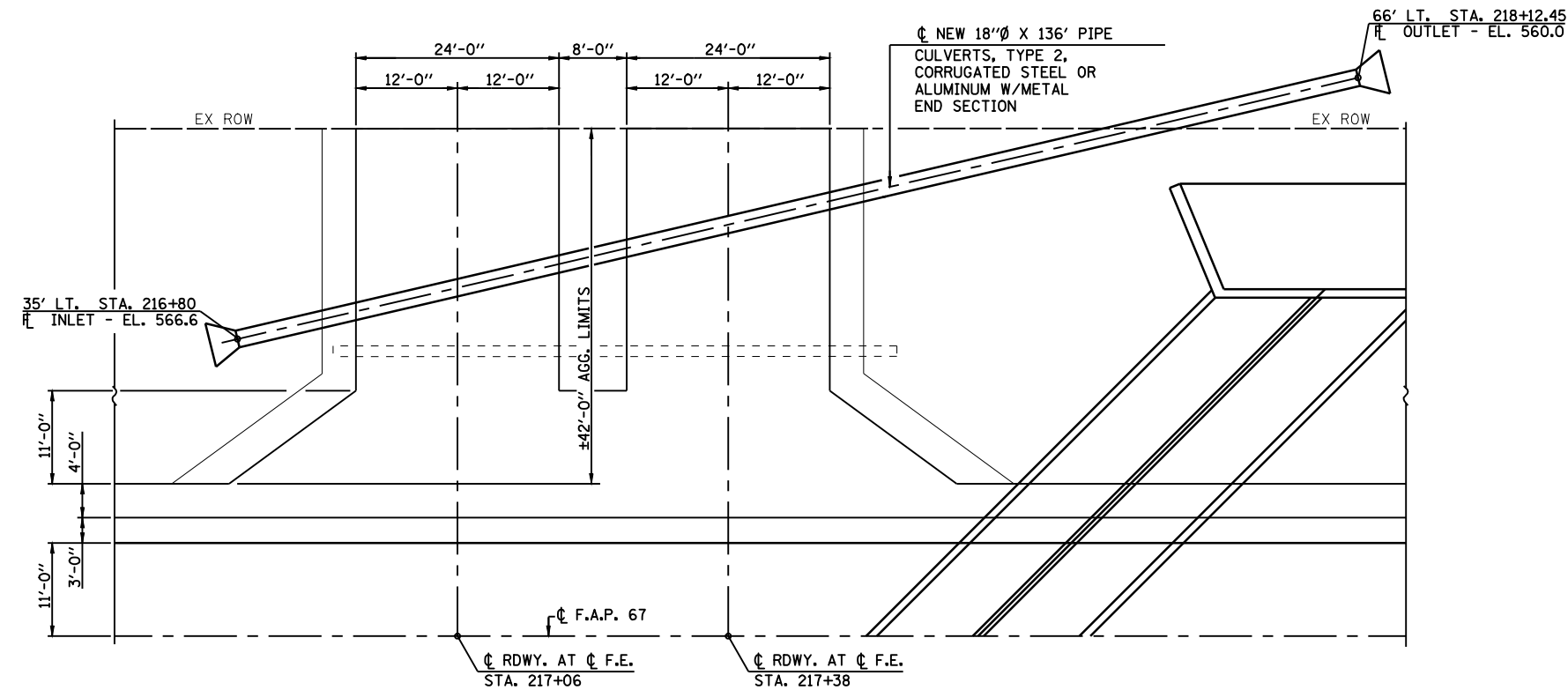


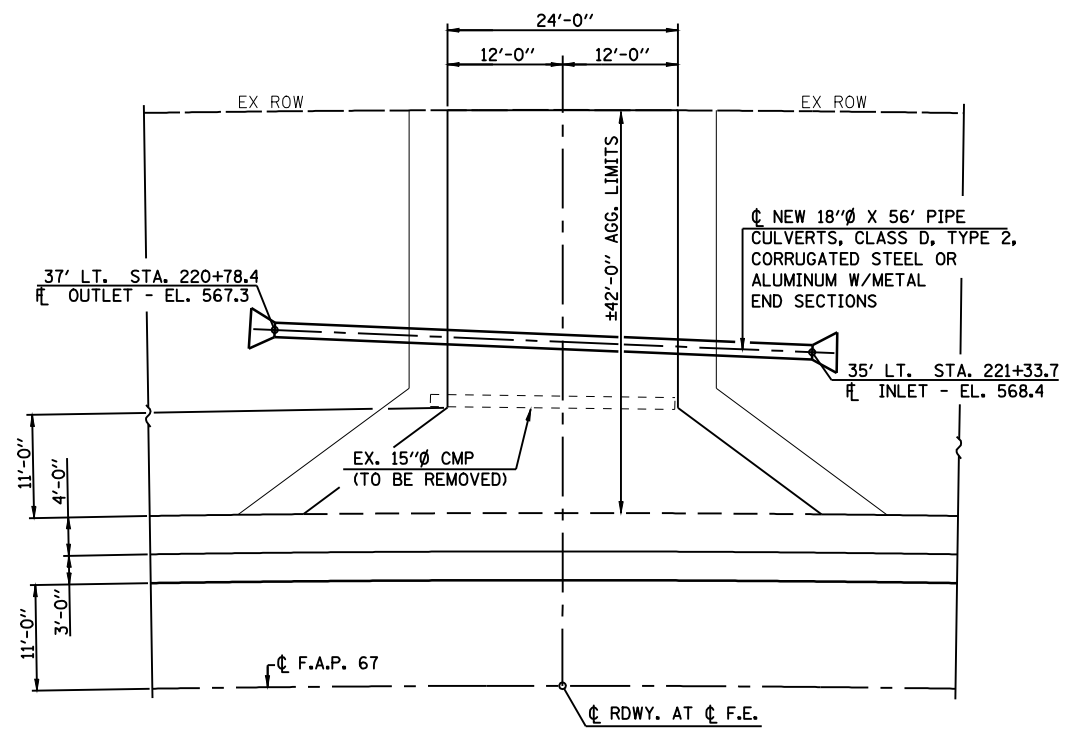
PROPOSED TYPICAL SECTION
(F.E. STA. 217+08 LT. & F.E. STA. 217+39 LT.)



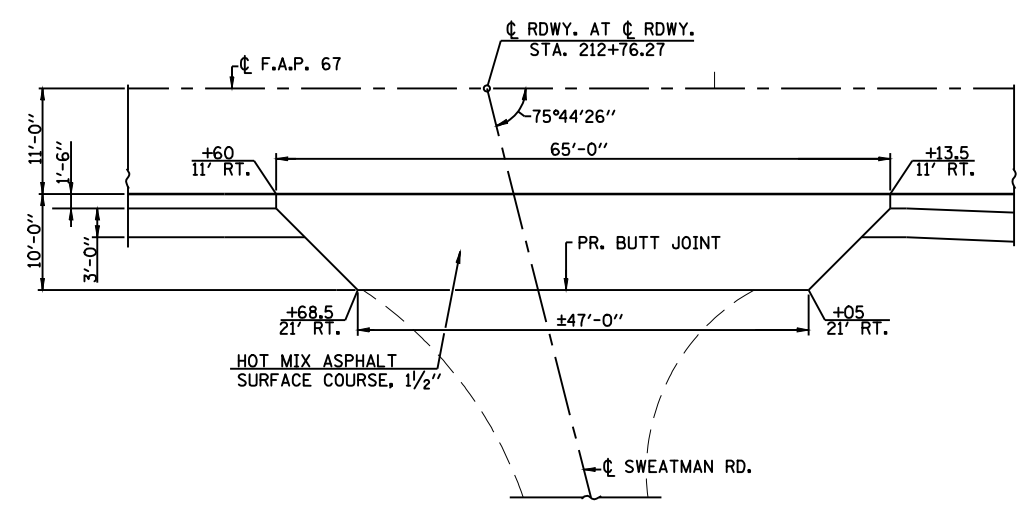
PROPOSED TYPICAL SECTION
(F.E. STA. 221+08 LT.)



PLAN
(F.E. STA. 217+06 LT. & F.E. STA. 217+38 LT.)



PLAN
(F.E. STA. 221+08 LT.)



PLAN
(F.A.P. 67)

NOTE: WORK THIS SHEET WITH SHEET NO. 21 OF 71.

FILE NAME = D672875-sht-details3.dgn	USER NAME =	DESIGNED - RKA	REVISED -	Allen Henderson & Associates, Inc. Civil and Structural Engineers Springfield, IL 62708 Phone: (217)544-8033 IL Design Firm No. 184-001907	ENTRANCE DETAILS			F.A.P. RTE. 67	SECTION (6X-1)B-2	COUNTY CASS	TOTAL SHEETS 71	SHEET NO. 23
PLOT SCALE =	CHECKED - CPK	REVISED -	REVISED -		STA. 217 + 67.54 / S.N. 009-2507			CONTRACT NO. 72875				
PLOT DATE = Jan-30-2009 09:38:30AM	DATE - 04/07/08	REVISED -	REVISED -		SCALE: NONE	SHEET NO. OF 71 SHEETS	STA. TO STA.	FED. ROAD DIST. NO. ILLINOIS FED. AID PROJECT				