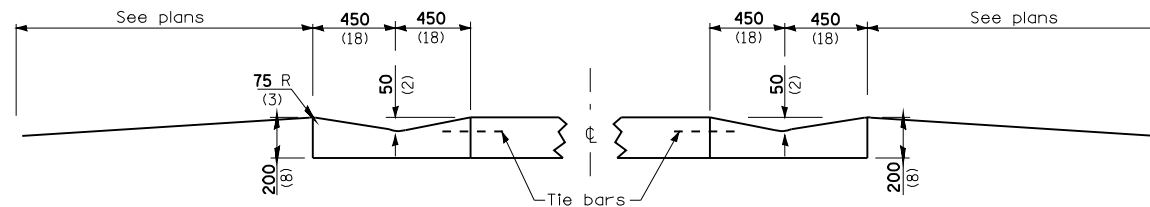
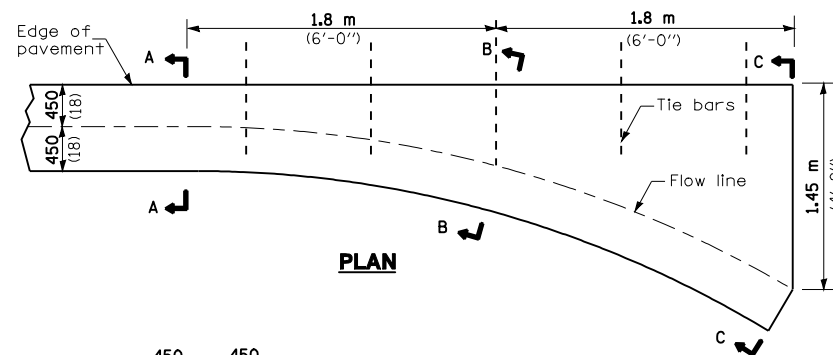


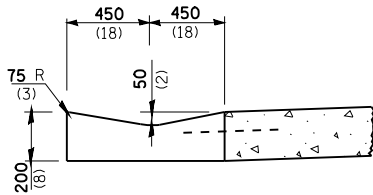
F.A.P. RTE.	SECTION	COUNTY	TOTAL SHEETS	SHEET NO.
753	•	MORGAN	137	65
STA.		TO STA.		
FED. ROAD DIST. NO.	ILLINOIS	FED. AID PROJECT		
• 128RS-3, 139RS-3				



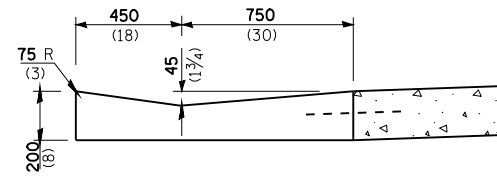
CONCRETE GUTTER, TYPE A (MODIFIED)



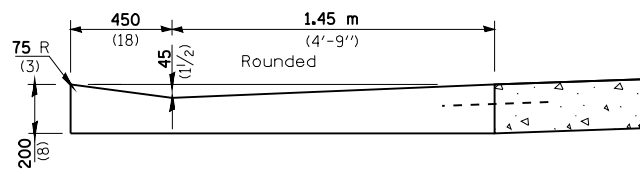
SECTION A-A



QUANTITY
Section C-C to A-A
0.90 m³ (1.18 cu. yd.)
concrete.

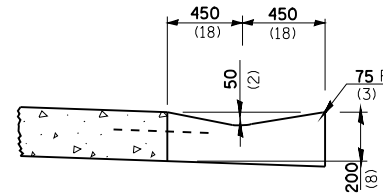
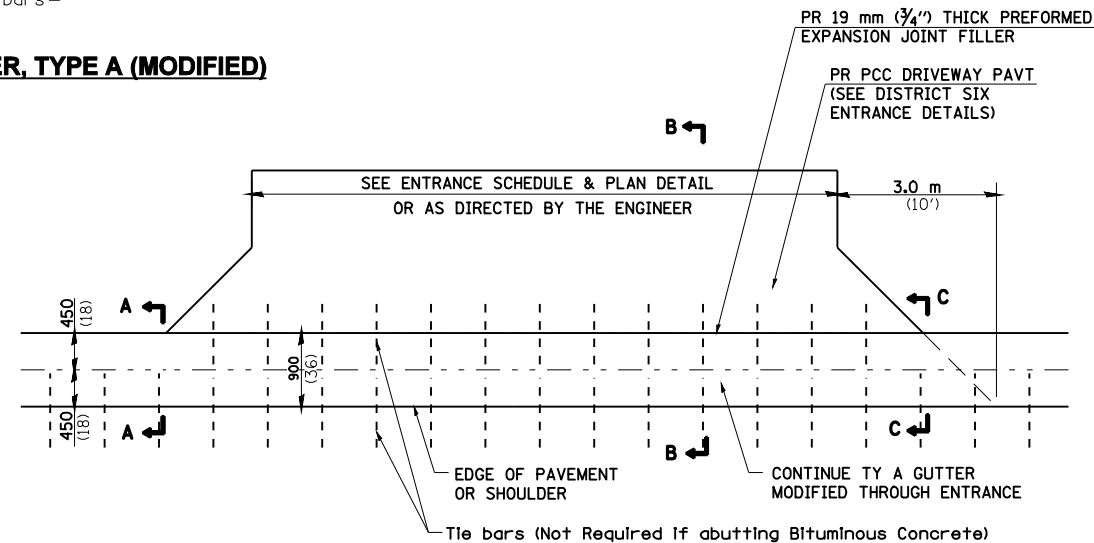


SECTION B-B

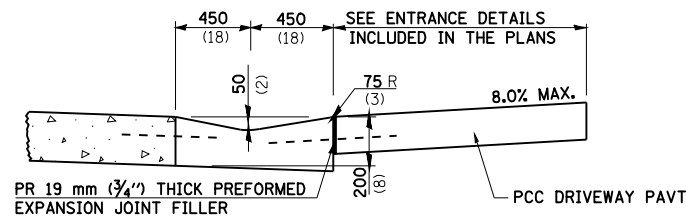


SECTION C-C

INLET



SECTION A-A & C-C



SECTION B-B

ENTRANCE

GENERAL NOTES

Tie bars shall be No. 20 (No. 6) at 600 mm (24") centers unless otherwise shown.

Gutter, gutter inlet, gutter outlet and gutter entrance shall be tied to the pavement in accordance with details for longitudinal construction joint shown on Standard 420001.

Two 32 mm x 450 mm (1-1/4" x 18") dowel bars shall be installed in all joints when the gutter is constructed adjacent to flexible pavement.

All dimensions are in millimeters (Inches) unless otherwise shown.

SHEET 1 OF 2

REVISIONS	
NAME	DATE
JCN	2/19/03

ILLINOIS DEPARTMENT OF TRANSPORTATION
**DISTRICT SIX DETAILS FOR
GUTTER, TYPE A (MODIFIED)
(INLET, OUTLET & ENTRANCE)**

DRAWN BY CAD
CHECKED BY JCN

DATE: NOVEMBER 2, 2007

TYPE A GUTTER MODIFIED

PLOT DATE = Jan-16-2009 09:45:44
FILE NAME = S:\CAD\07\2123 ID\854784\Consult\Detail\Hutchinson\Hutchinson_Final\2447-100007.dgn
PLOT SCALE = 42.353 / IN.
USER NAME = Jaughlinr-1