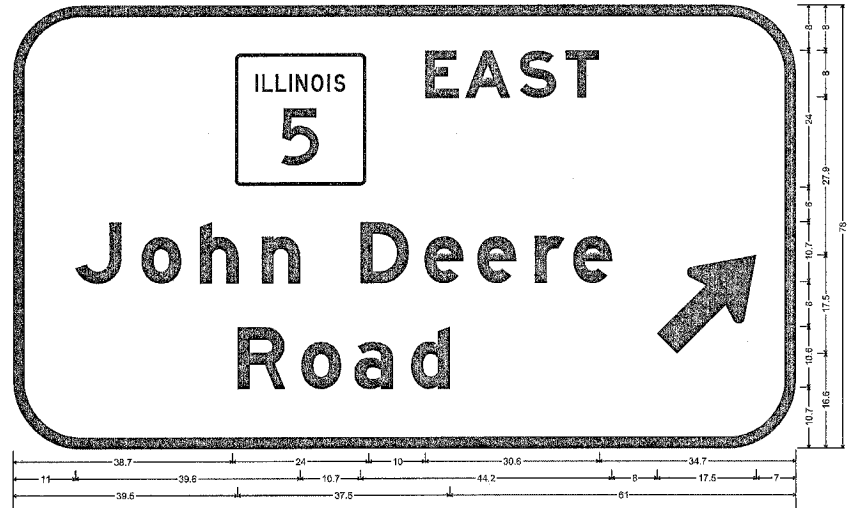


F.A.P. RTE.	SECTION	COUNTY	TOTAL SHEETS	SHEET NO.
-595	1-3-K	ROCKISLAND	476	234
STA.		TO STA.		
FED. ROAD DIST. NO.		ILLINOIS FED. AID PROJECT		



12.0" Radius, 2.0" Border, White on Green;
[EAST] E Mod; [John Deere] E Mod; [Road] E Mod; Standard Arrow Custom 22.3" X 13.5" 45°;
Table of letter and object lefts.

J	D	e	e	R	o	a	d
35.7	72.7	73.7	88.4	97.4			
11.0	22.8	32.9	43.8	61.3	72.5	81.8	92.0
99.7	113.5						

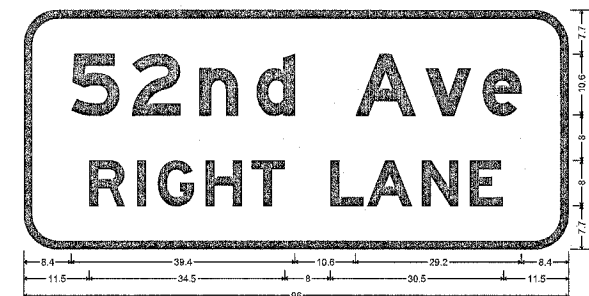
STA 1161+00 EB
POST MOUNTED



12.0" Radius, 2.0" Border, White on Green;
Standard Arrow Custom 22.3" X 13.5" 90°; [WEST] E Mod; [Rock Island] E Mod; [Milan] E Mod; [KEEP LEFT] E Mod;
Table of letter and object lefts.

R	o	c	k	I	s	l	a	n	d
35.8	47.0	58.3	69.4	83.9	89.4	99.4	104.7	115.5	125.8

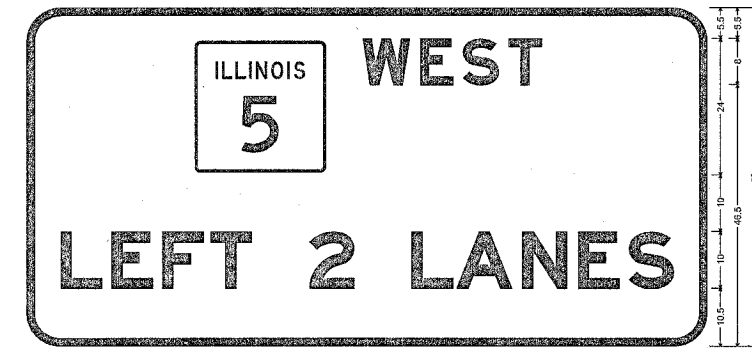
STA 1161+00 WB
POST MOUNTED



6.0" Radius, 1.5" Border, White on Green;
[52nd Ave] E Mod; [RIGHT LANE] E Mod;
Table of letter and object lefts.

S	5	2	n	d	A	v	e	
8.4	19.1	30.9	41.0	55.4	70.8	80.9		
R	I	G	H	T	L	A	N	E
11.5	19.5	23.8	32.0	40.0	54.0	60.5	70.1	78.5

DUAL MONOTUBE RAMP 3
STA 11+50



6.0" Radius, 1.5" Border, White on Green;
[MILAN] E Mod; [LEFT 2 LANES] E Mod 75% spacing;
Table of letter and object lefts.

M	I	L	A	N					
29.2	58.2	69.3	75.9	84.9					
L	E	F	T	2	L	A	N	E	S
5.9	14.9	23.9	32.3	40.8	57.7	75.7	87.2	97.1	106.1

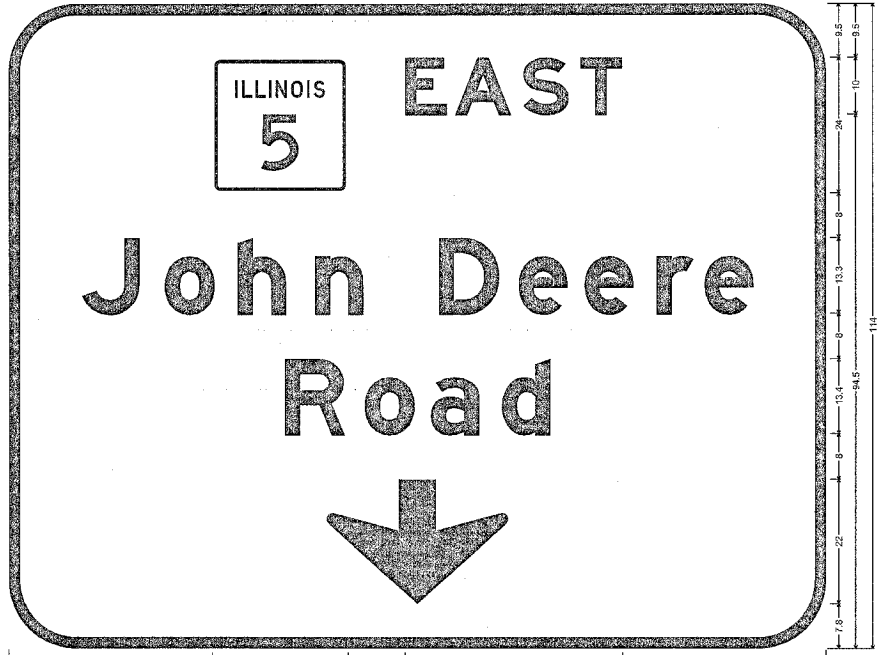
DUAL MONOTUBE RAMP 3
STA 11+50



12.0" Radius, 2.0" Border, 0.8" Inset, White on Green;
[Milan] E Mod 80% spacing; [Airport Rd] E Mod 75% spacing; Standard Arrow Custom 24.5" X 15.0" 45°;
Table of letter and object lefts.

M	I	L	A	N				
37.9	54.8	61.8	67.8	80.4	122.9			
A	I	R	P	O	R	T	R	D
11.8	27.8	34.1	43.0	53.6	65.4	73.2	93.2	106.4

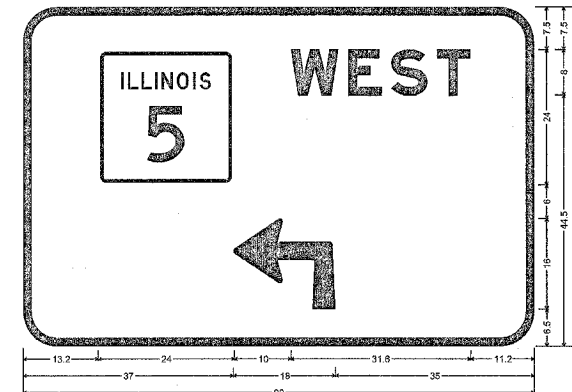
TYPE 2 A TRUSS
STA 359+00 SBR



12.0" Radius, 2.0" Border, White on Green;
[EAST] E Mod; [John Deere] E Mod; [Road] E Mod; Down Arrow 22.0" 270°;
Table of letter and object lefts.

J	D	e	e	R	o	a	d
35.8	69.5	73.8	80.7	100.7			
12.9	27.5	40.3	53.9	75.8	89.8	101.4	114.1
122.8							

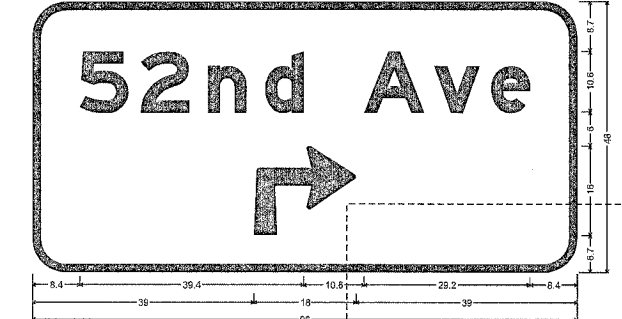
TYPE 2 A TRUSS
STA 359+00 NBL



6.0" Radius, 1.5" Border, White on Green;
[WEST] E Mod; 90 Deg Advanced Turn Arrow 18.0" X 16.0°;
Table of letter and object lefts.

S	5	2	n	d	A	v	e
13.2	47.2	57.3	64.9	72.9			

DUAL MONOTUBE RAMP 3
STA 15+00



6.0" Radius, 1.5" Border, White on Green;
[52nd Ave] E Mod; 90 Deg Advanced Turn Arrow 18.0" X 16.0°;
Table of letter and object lefts.

S	5	2	n	d	A	v	e
8.4	19.1	30.9	41.0	55.4	70.8	80.9	

DUAL MONOTUBE RAMP 3
STA 15+00

PLOT DATE: Wed, Dec 22 13:53:47 2004
 FILE NAME: C:\Users\jacob\Documents\Projects\64647\Sign_sheets.dgn
 PLOT SCALE: 1/8" = 1'-0"
 REFERENCE: * \$REF\$