CONTRACT NO. 64647

STATE OF ILLINOIS
DEPARTMENT OF TRANSPORTATION

ROUTE NO.	SECTION	COUNTY	TOTAL SHEETS	SHEET NO.
F.A.P. 595	1-3-K	Rock Island	476	289
FED. ROAD DIST. NO. 7		ILLINOIS	FED. AID PROJECT	

SHEET NO. 2
2 SHEETS

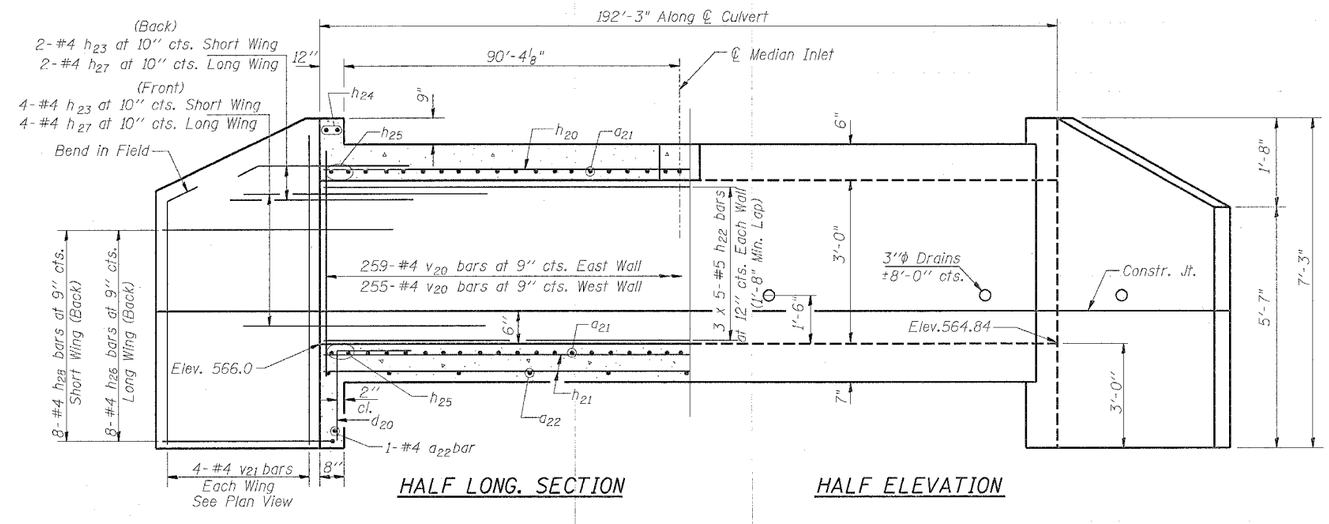

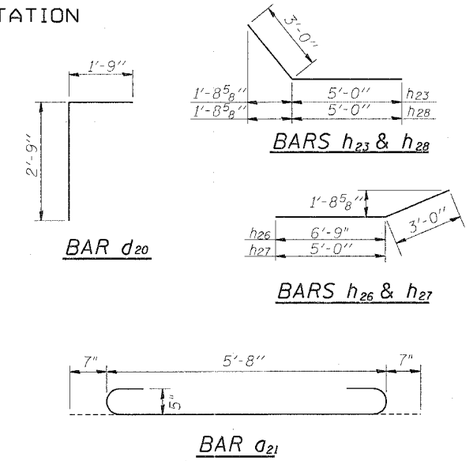

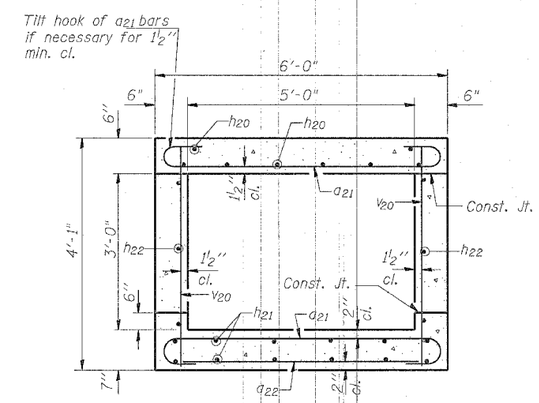

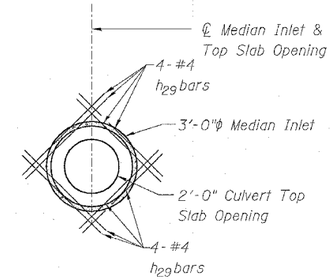

BILL OF MATERIAL

Bar	No.	Size	Length	Shape
a21	656	#5	6'-10"	
a22	98	#4	5'-3"	
d20	10	#4	4'-6"	
h20	40	#5	40'-0"	
h21	60	#4	39'-9"	
h22	30	#5	40'-0"	
h23	12	#4	8'-0"	
h24	4	#6	5'-9"	
h25	8	#6	5'-9"	
h26	16	#4	9'-9"	
h27	12	#4	8'-0"	
h28	16	#4	8'-0"	
h29	8	#4	4'-0"	
v20	518	#4	3'-9"	
v21	16	#4	6'-9"	
Concrete Box Culverts			Cu. Yd.	72.6
Reinforcement Bars			Pound	11,380

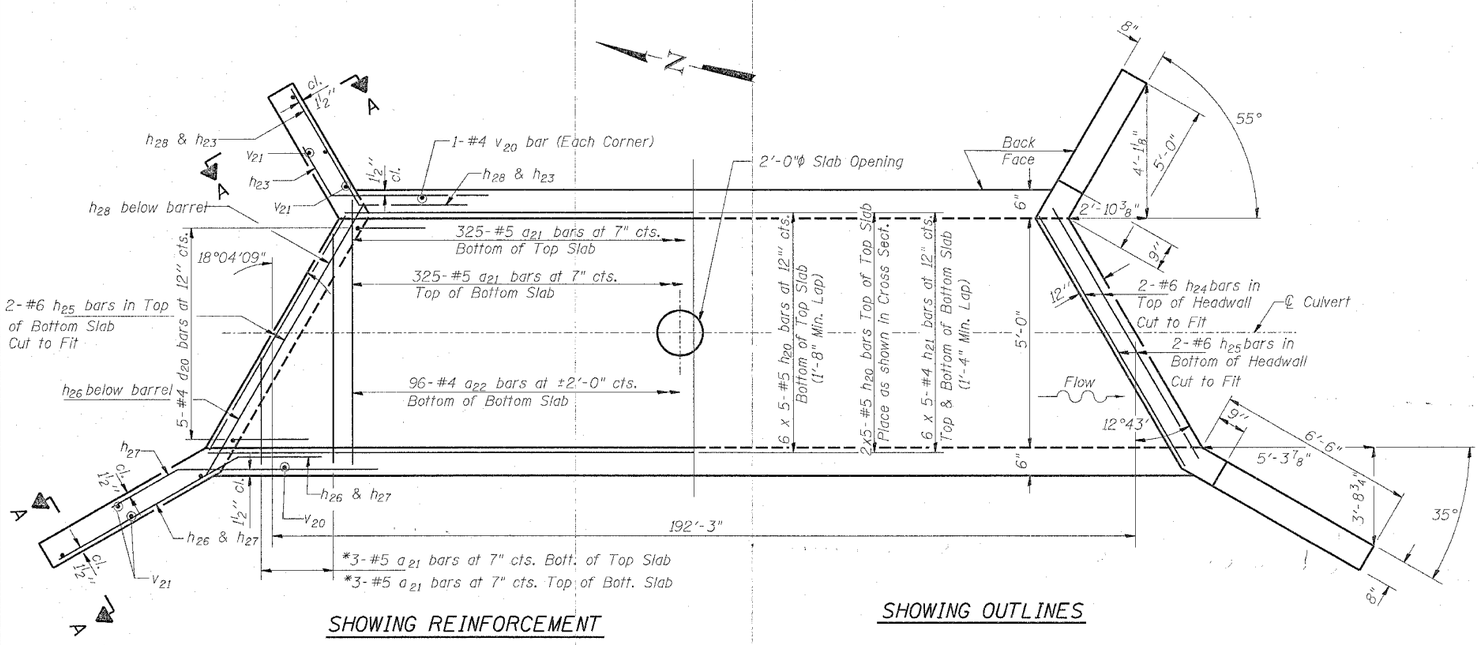

PLAN

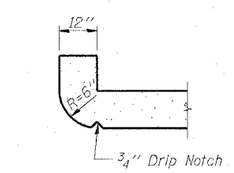

SECTION THRU HEADWALL
(Up Stream End Only)

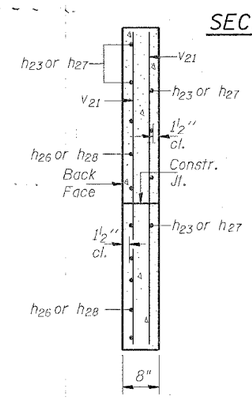

SECTION A-A

DESIGNED	JDC
CHECKED	BDF
DRAWN	RAP
CHECKED	BDF

SSB-H-L 6-1-2000

*a bars in skew portion of slab shall be ordered full length & cut to fit. Balance of bar to be used in opposite end of culvert.

NOTES

A distance of six feet of the barrel shall be poured monolithically with the wingwalls.

Reinforcement Bars shall conform to the requirements of AASHTO M-31, M-42 or M-53, Grade 60.

Bars indicated thus 12 x 4-#5 etc. indicates 12 lines of bars with 4 lengths per line.

All construction joints shall be bonded.

Precast culvert alternate is not allowed.

Cut top slab reinforcement as required to miss 2'-0"φ slab opening (min. 2" clr.).

5'-0"x 3'-0" R.C. BOX CULVERT

52nd AVENUE RAMP 3

FA ROUTE 595 SECTION 1-3-K
ROCK ISLAND COUNTY
STATION 12+59.95