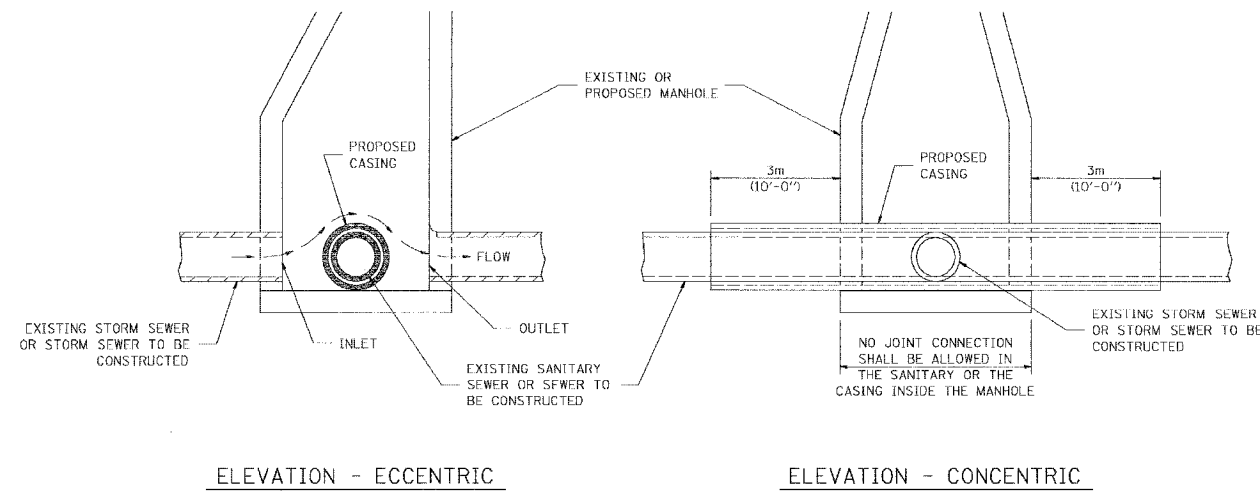


DISTRICT STANDARDS

CONTRACT NO. 64647				
F.A.P. RTE.	SECTION	COUNTY	TOTAL SHEETS	SHEET NO.
595	1-3-K	ROCK ISLAND	476	323
STA.	TO STA.			
FED. ROAD DIST. NO.	ILLINOIS	FED. AID PROJECT		

SEWER AND WATER MAIN CROSSINGS

THIS DETAIL IS FOR UNKNOWN UTILITIES UNLESS QUANTITIES ARE INCLUDED IN THE PLANS THE EXTRA WORK WILL BE PAID FOR IN ACCORDANCE WITH ARTICLE 109.04.



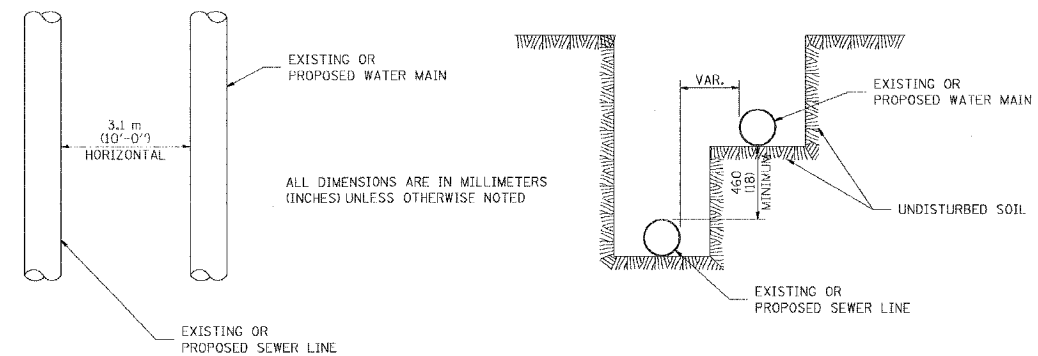
CASING SHALL BE CAST IRON WITH AN INSIDE DIAMETER 50 (2) LARGER IN DIAMETER THAN ENCASED PIPE OUTSIDE DIAMETER WITH BOTH ENDS OF CASING SEALED

AT GRADE CROSSING OF SANITARY AND STORM SEWER

ALL DIMENSIONS ARE IN MILLIMETERS (INCHES) UNLESS OTHERWISE NOTED

WHEN PROPOSED SEWER (OR WATER) IS LOCATED 3.1 m (10'-0") OR MORE FROM EXISTING WATER (OR SEWER) NO SPECIAL CONSTRUCTION REQUIRED.

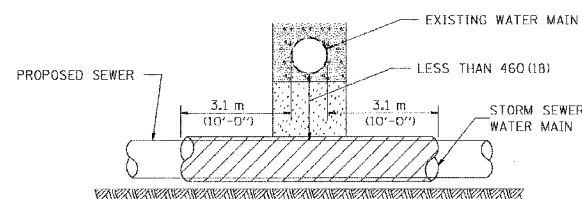
WHEN PROPOSED SEWER (OR WATER) IS LOCATED LESS THAN 3.1 m (10'-0") FROM EXISTING WATER (OR SEWER) DETAILS BELOW SHALL APPLY.



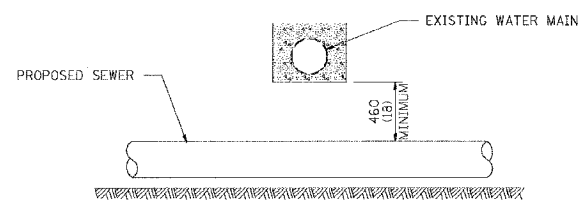
PLAN VIEW

WATER AND SEWER HORIZONTAL SEPARATION REQUIREMENTS

POINT LOADS SHALL NOT BE ALLOWED BETWEEN SEWER OR SEWER CASING AND WATER MAIN
PROVIDE ADEQUATE SUPPORT FOR EXISTING WATER MAIN TO PREVENT DAMAGE DUE TO SETTLEMENT OF SEWER TRENCH



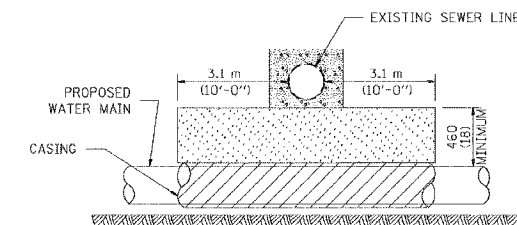
PROVIDE ADEQUATE SUPPORT FOR EXISTING WATER MAIN TO PREVENT DAMAGE DUE TO SETTLEMENT OF SEWER TRENCH
MAINTAIN 460 (18) MINIMUM VERTICAL SEPARATION FOR 3.1m (10') HORIZONTALLY



ALL DIMENSIONS ARE IN MILLIMETERS (INCHES) UNLESS OTHERWISE NOTED

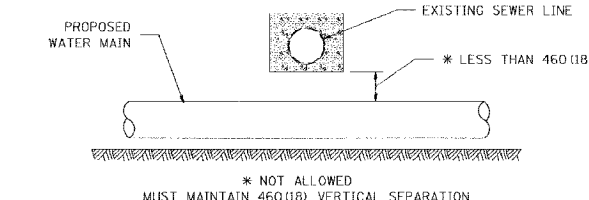
PROPOSED SEWER LINE BELOW EXISTING WATER MAIN

PROVIDE ADEQUATE SUPPORT FOR EXISTING SEWER LINE TO PREVENT DAMAGE DUE TO SETTLEMENT
PLACE TRENCH BACKFILL FOR 3.1 m (10') ON EITHER SIDE OF SEWER LINE



CASING SHALL BE CAST IRON WITH AN INSIDE DIAMETER 50 (2) LARGER IN DIAMETER THAN ENCASED PIPE OUTSIDE DIAMETER WITH BOTH ENDS OF CASING SEALED

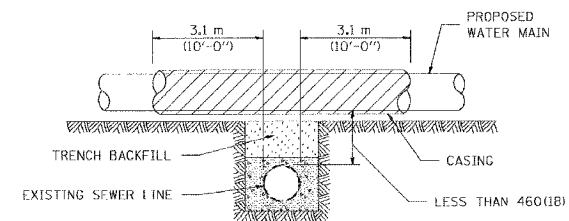
PROVIDE ADEQUATE SUPPORT FOR EXISTING WATER MAIN TO PREVENT DAMAGE DUE TO SETTLEMENT OF SEWER TRENCH
MAINTAIN 460 (18) MINIMUM VERTICAL SEPARATION FOR 3.1 m (10') HORIZONTALLY



ALL DIMENSIONS ARE IN MILLIMETERS (INCHES) UNLESS OTHERWISE NOTED

PROPOSED WATER MAIN BELOW EXISTING SEWER LINE

POINT LOADS SHALL NOT BE ALLOWED BETWEEN WATER MAIN OR WATER MAIN CASING AND SEWER

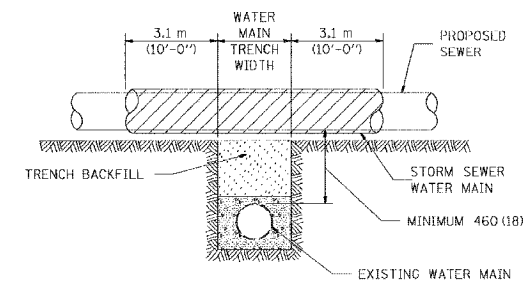


CASING SHALL BE CAST IRON WITH AN INSIDE DIAMETER 50 (2) LARGER IN DIAMETER THAN ENCASED PIPE OUTSIDE DIAMETER WITH BOTH ENDS OF CASING SEALED

ALL DIMENSIONS ARE IN MILLIMETERS (INCHES) UNLESS OTHERWISE NOTED

PROPOSED WATER MAIN ABOVE EXISTING SEWER LINE

PROVIDE ADEQUATE SUPPORT FOR SEWER TO PREVENT SETTLING AND BREAKING THE WATER MAIN.



ALL DIMENSIONS ARE IN MILLIMETERS (INCHES) UNLESS OTHERWISE NOTED

EXISTING WATER MAIN BELOW PROPOSED SEWER LINE WITH MINIMUM 460 (18) VERTICAL SEPARATION

Use New 04 1309036 2003
01/10/2003 10:44:00 AM

01/10/2003 10:44:00 AM