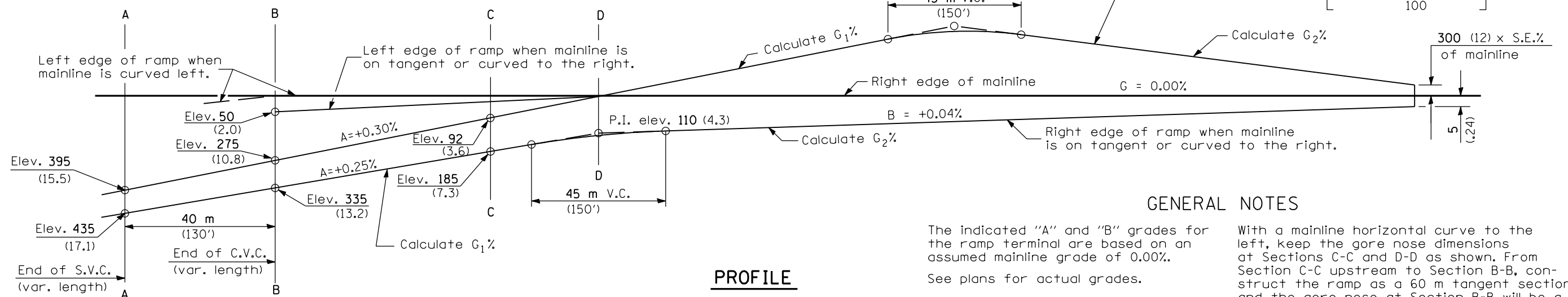
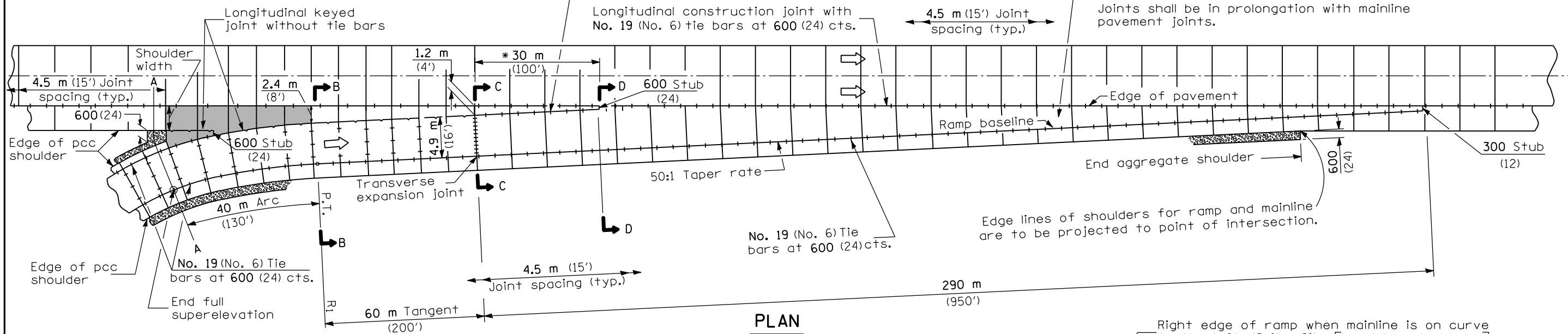


*This distance shall be adjusted to place the transverse expansion joint in prolongation with the existing joint in the mainline pavement.

Longitudinal sawed joint or a longitudinal construction joint with No. 19 (No. 6) tie bars at 600 (24) cts. for a distance of 30 m (100') beginning at the 600 (24) stub. Joint line is parallel to ramp baseline.

Pavement thickness and joint type in the ramp taper for a distance of 290 m (950') shall be the same as the mainline. Joints shall be in prolongation with mainline pavement joints.



GENERAL NOTES

The indicated "A" and "B" grades for the ramp terminal are based on an assumed mainline grade of 0.00%.

See plans for actual grades.

All pavement joints shall be detailed as shown on Standards 420001 and 483001.

See Standard 483001 for ramp shoulder details.

Between Sections A-A and B-B (shaded area), provide a drainage swale and flush inlet to enhance drainage.

When using grades expressed in %, the grade value shall be divided by 100 to obtain vertical offsets.

With a mainline horizontal curve to the left, keep the gore nose dimensions at Sections C-C and D-D as shown. From Section C-C upstream to Section B-B, construct the ramp as a 60 m tangent section, and the gore nose at Section B-B will be a variable width dependent on the radius of the mainline curve. Show a special cross-section on the plans for Section B-B.

With a mainline horizontal curve to the right, keep the gore nose dimensions at Sections D-D, C-C, and B-B as shown, and the edge of the ramp between Sections C-C and B-B (60 m distance) is constructed as a compound curve tying Section C-C.

All dimensions are in millimeters (inches) unless otherwise shown.

DATE	REVISIONS
1-1-04	Minor corrections of joint information.
1-1-03	Revised title

ENTRANCE RAMP TERMINAL
(JOINTED PCC RAMP PAVEMENT ADJACENT TO JOINTED PCC MAINLINE PAVEMENT)
(Sheet 1 of 2)

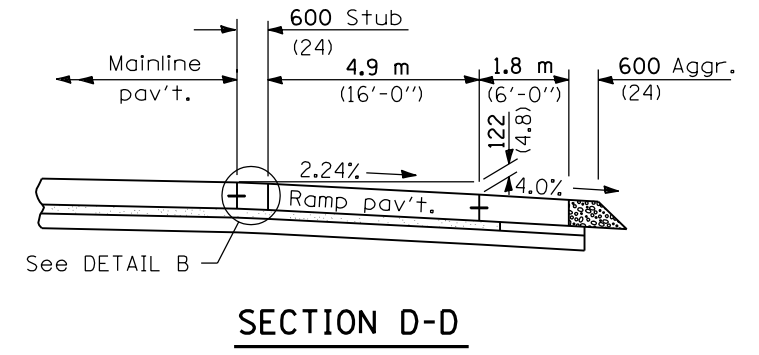
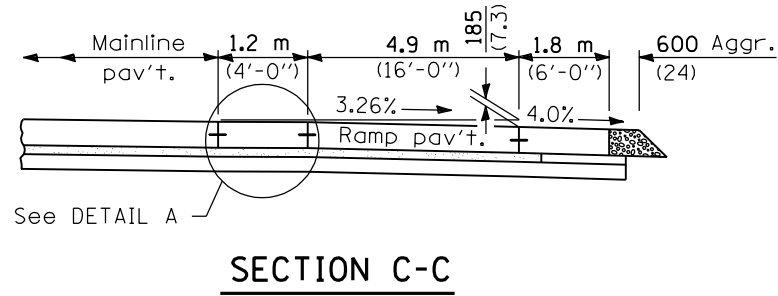
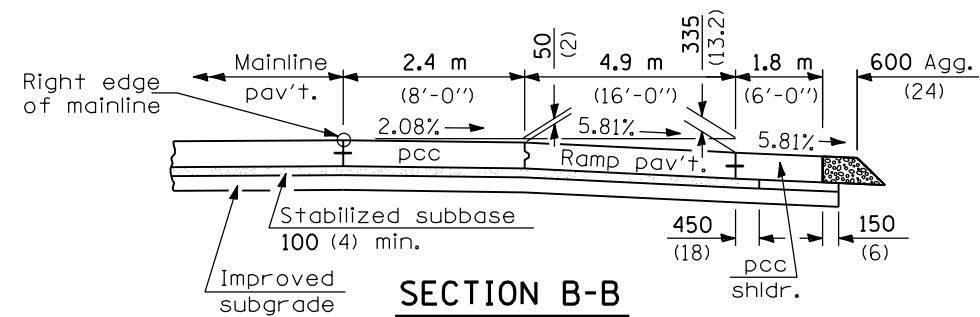
STANDARD 420201-04

Illinois Department of Transportation

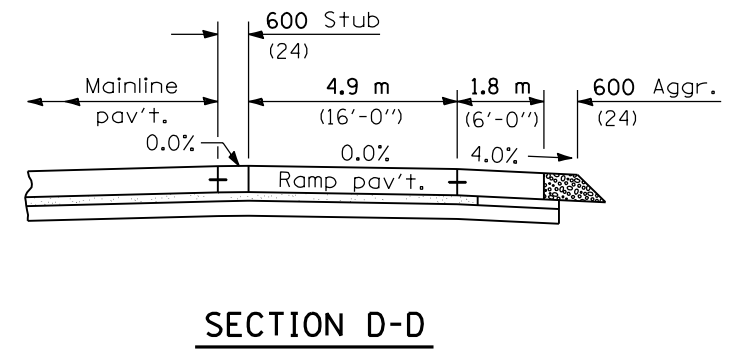
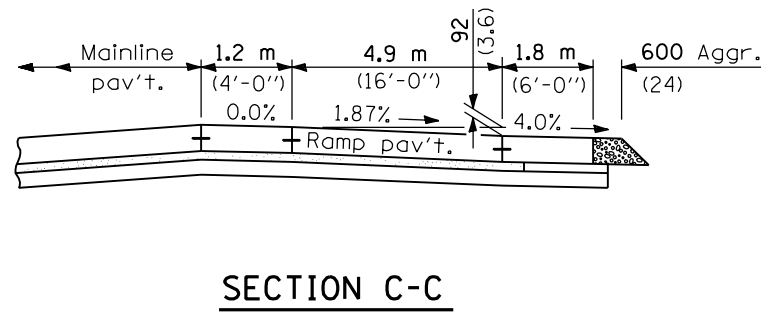
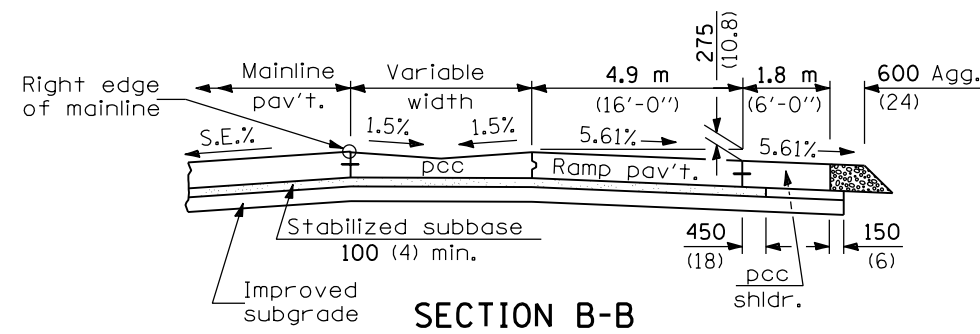
PASSED January 1, 2004
Michael Brand
ENGINEER OF POLICY AND PROCEDURES

APPROVED January 1, 2004
Michael L. Hine
ENGINEER OF DESIGN AND ENVIRONMENT

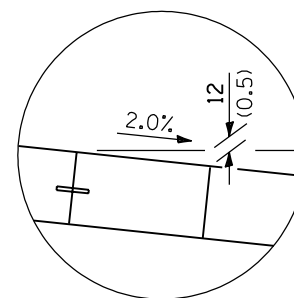
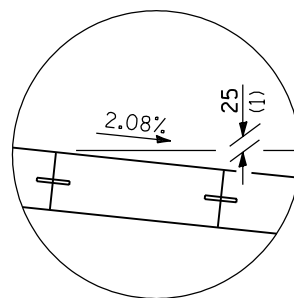
ISSUED 1-1-97



CROSS SECTIONS WHEN MAINLINE IS ON TANGENT OR CURVED TO THE RIGHT



CROSS SECTIONS WHEN MAINLINE IS CURVED TO THE LEFT



DETAIL A

DETAIL B

Illinois Department of Transportation
 PASSED January 1, 2004
 Michael Brand
 ENGINEER OF POLICY AND PROCEDURES
 APPROVED January 1, 2004
 Michael L. Hine
 ENGINEER OF DESIGN AND ENVIRONMENT
 ISSUED 1-1-97

ENTRANCE RAMP TERMINAL
 (JOINTED PCC RAMP PAVEMENT ADJACENT TO JOINTED PCC MAINLINE PAVEMENT)
 (Sheet 2 of 2)
STANDARD 420201-04