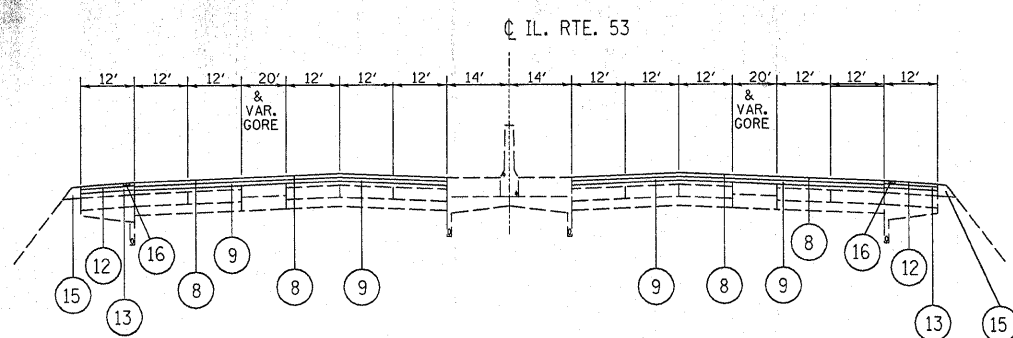
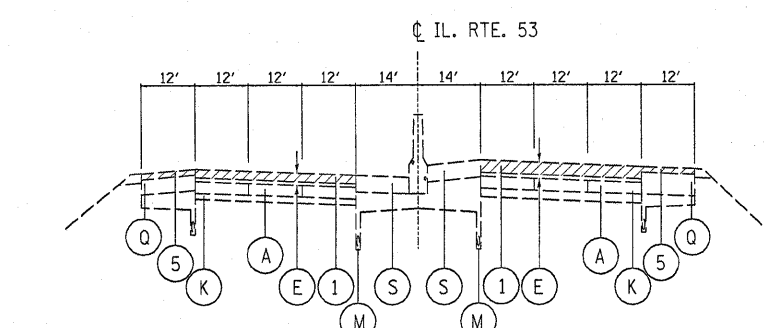


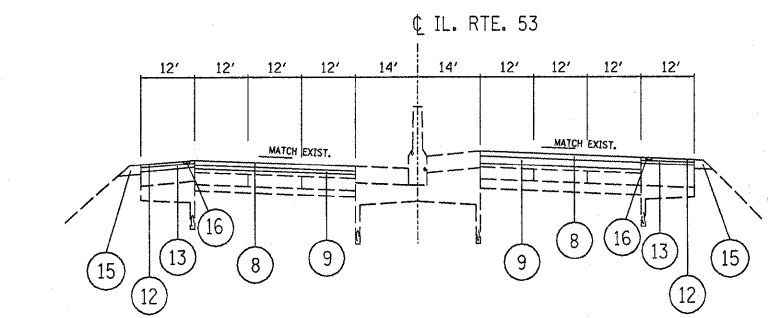
EXISTING TYPICAL SECTION
STA. 182+22 TO STA. 191+48 (SB)
STA. 178+98 TO STA. 187+99 (NB)



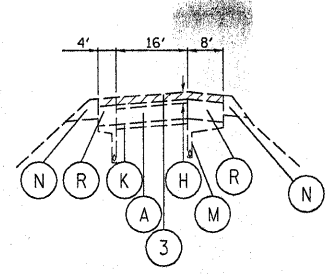
PROPOSED TYPICAL SECTION
STA. 182+22 TO STA. 191+48 (SB)
STA. 178+98 TO STA. 187+99 (NB)



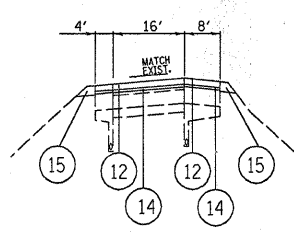
EXISTING TYPICAL SECTION
STA. 220+20 TO STA. 433+68



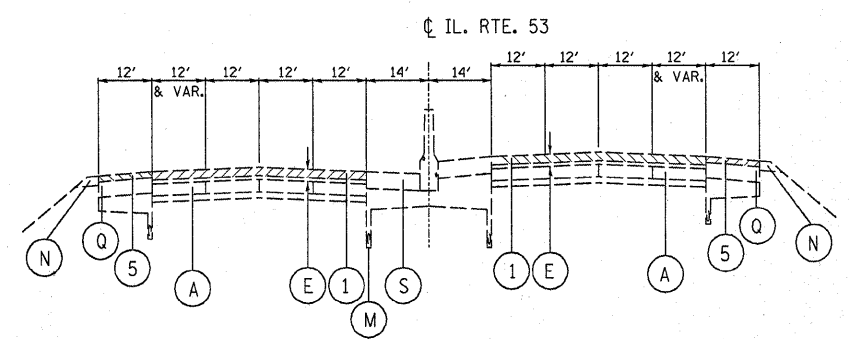
PROPOSED TYPICAL SECTION
STA. 220+20 TO STA. 433+68 **



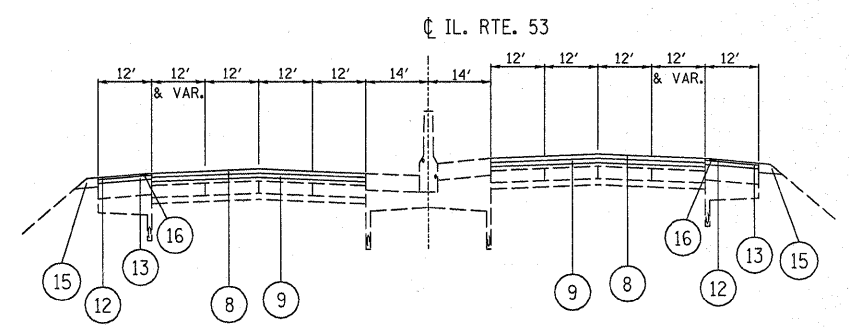
EXISTING TYPICAL SECTION
ENTRANCE AND EXIT RAMP
KIRCHOFF AVE., EUCLID AVE.,
& ALGONQUIN RD.



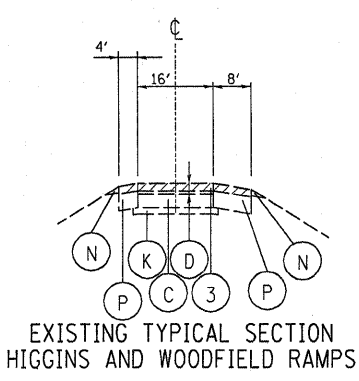
PROPOSED TYPICAL SECTION
ENTRANCE AND EXIT RAMP
KIRCHOFF AVE., EUCLID AVE.,
& ALGONQUIN RD.



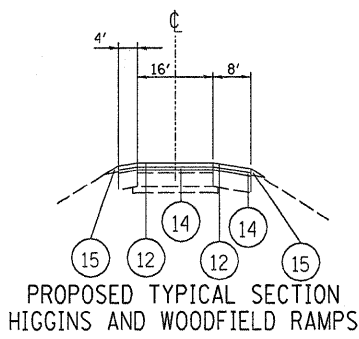
EXISTING TYPICAL SECTION
STA. 191+48 TO STA. 220+20 (SB)
STA. 187+99 TO STA. 220+20 (NB)



PROPOSED TYPICAL SECTION
STA. 191+48 TO STA. 220+20 (SB)
STA. 187+99 TO STA. 220+20 (NB)



EXISTING TYPICAL SECTION
HIGGINS AND WOODFIELD RAMPS



PROPOSED TYPICAL SECTION
HIGGINS AND WOODFIELD RAMPS

EXISTING LEGEND

- (A) C.R.C. PAVEMENT, 8"
- (B) C.R.C. PAVEMENT, 9"
- (C) P.C.C. PAVEMENT, 10"
- (D) EXISTING 4" HMA OVERLAY
- (E) EXISTING 6" HMA OVERLAY
- (F) EXISTING 2 1/2" HMA OVERLAY
- (G) EXISTING 2 3/4" HMA OVERLAY
- (H) EXISTING 3" HMA OVERLAY
- (K) AGGREGATE SUBGRADE
- (L) STEEL BEAM GUARDRAIL, DOUBLE RAIL
- (M) PIPE UNDERDRAIN
- (N) AGGREGATE SHOULDER
- (P) HMA SHOULDER, 10"
- (Q) HMA SHOULDER, 14"
- (R) HMA SHOULDER, 12"
- (S) PCC SHOULDER, 11"
- (T) HMA GORE

PROPOSED LEGEND

- (1) HOT-MIX ASPHALT SURFACE REMOVAL, 4" (MAINLINE)
- (3) HOT-MIX ASPHALT SURFACE REMOVAL, 2 1/4" (RAMPS)
- (5) HOT-MIX ASPHALT SURFACE REMOVAL, 3 3/4" (MAINLINE SHOULDERS)
- (8) POLYMERIZED HOT-MIX ASPHALT SURFACE COURSE, STONE MATRIX ASPHALT, N80, 2" (MAINLINE)
- (9) POLYMERIZED HOT-MIX ASPHALT BINDER COURSE, STONE MATRIX ASPHALT, N80, 2" (MAINLINE)
- (12) HOT-MIX ASPHALT SURFACE COURSE, MIX "D", N70, 1 1/2" (MAINLINE SHOULDERS AND RAMPS)
- (13) HOT-MIX ASPHALT BINDER COURSE, IL-19.0, N70, 2 1/4" (MAINLINE SHOULDERS)
- (14) POLYMERIZED LEVELING BINDER (MACHINE METHOD), IL-4.75, N50, 3/4" (RAMPS)
- (15) AGGREGATE WEDGE SHOULDERS, TYPE B
- (16) SHOULDER RUMBLE STRIP

* REFER TO STD. 642001 FOR RUMBLE STRIP LIMITS AT RAMPS.
** REFER TO ROADWAY PLAN FOR RESURFACING OMISSIONS
NOTE: CONTRACTOR SHALL PATCH FIRST

FILE NAME =	USER NAME = abreuh	DESIGNED -	REVISED -	STATE OF ILLINOIS DEPARTMENT OF TRANSPORTATION	TYPICAL SECTIONS I-290/ILL 53 FROM ILL 72 TO US 12	F.A.I. RTE.	SECTION	COUNTY	TOTAL SHEETS	SHEET NO.	
c:\pwork\pwork\abreuh\d0166688\010318-Design.dgn	18-Design.dgn	DRAWN -	REVISED -			290	(531-3.1, 0305-302 K)	COOK	314	13	
PLOT SCALE = 50.0000' / IN.		CHECKED -	REVISED -			CONTRACT NO. 60138					
PLOT DATE = 2/10/2010		DATE -	REVISED -			ILLINOIS FED. AID PROJECT					
				SCALE:	SHEET NO. OF SHEETS	STA. TO STA.					