





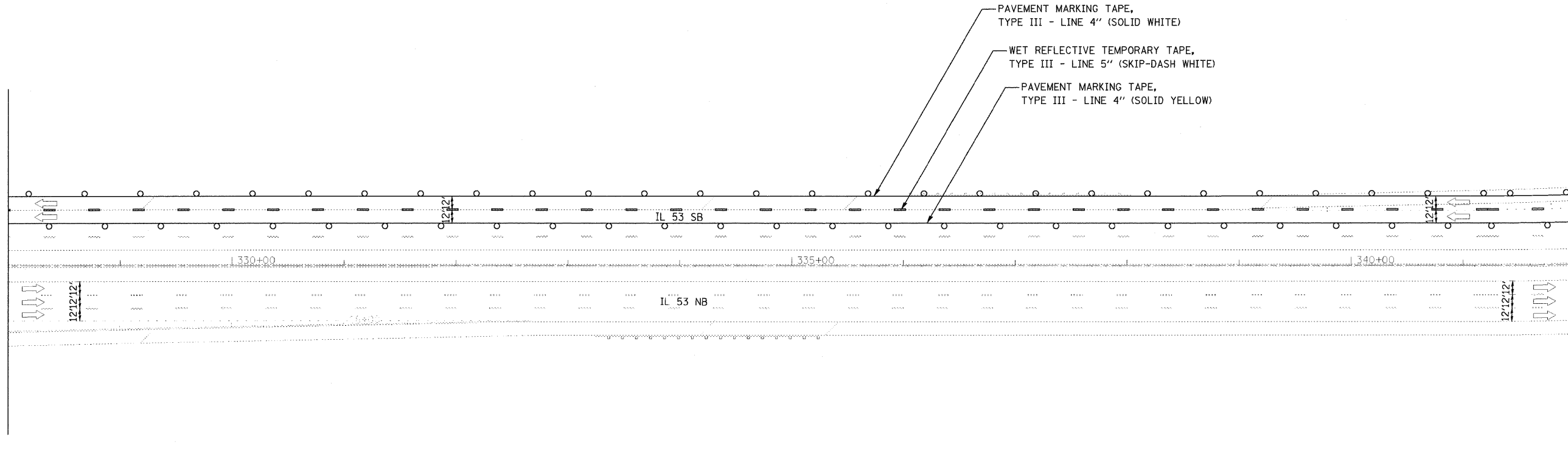


**LEGEND**

-  WORK AREA
-  IMPACT ATTENUATORS, TEMPORARY (FULLY REDIRECTIVE, NARROW), TEST LEVEL 3
-  TYPE III BARRICADE
-  TEMPORARY CONCRETE BARRIER
-  DRUM WITH STEADY BURN MONODIRECTIONAL LIGHT / DIRECTION INDICATOR BARRICADE WITH STEADY BURN MONODIRECTIONAL LIGHT (PER HWY. STD. 701401-05)
-  SIGN

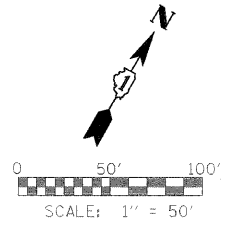
MATCH LINE STA. 328+00.00

MATCH LINE STA. 342+00.00



**NOTE:**

1. VERTICAL PANELS TO BE PLACED EVERY 100' (CURVED SECTION) OR 200' (TANGENT SECTION) ON THE OUTSIDE SHOULDER WHERE THERE IS NO GUARD RAIL OR BARRIER PRESENT.



FILE NAME = #FILE#	USER NAME = #USER#	DESIGNED - CRV	REVISED -	<b>STATE OF ILLINOIS DEPARTMENT OF TRANSPORTATION</b>	<b>MAINTENANCE OF TRAFFIC PLAN STAGE 2 - SB</b>			F.A.I. RTE.	SECTION	COUNTY	TOTAL SHEETS	SHEET NO.
	PLOT SCALE = #SCALE#	DRAWN - CRV	REVISED -		290	(531-3.1, 0305-302 K) RS-5	COOK	314	128			
PLOT DATE = #DATE#	CHECKED - FML	REVISED -	SCALE: 1"=50'    SHEET NO. 12 OF 21 SHEETS    STA. 328+00 TO STA. 342+00			FED. ROAD DIST. NO.    ILLINOIS FED. AID PROJECT		CONTRACT NO. 6013B				
DATE - 12/2009	REVISIED -	REVISED -										